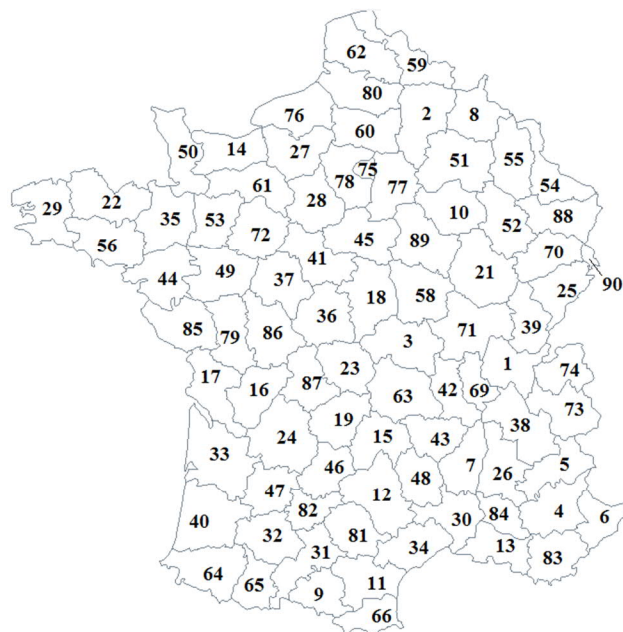


## Online Appendices

### Appendix 1: Map of the 86 départements



1 Ain	31 Garonne (Haute)	61 Orne
2 Aisne	32 Gers	62 Pas de Calais
3 Allier	33 Gironde	63 Puy de Dome
4 Alpes (Basses)	34 Hérault	64 Pyrénées (Basses)
5 Alpes (Hautes)	35 Ille et Vilaine	65 Pyrénées (Hautes)
6 Alpes Maritimes	36 Indre	66 Pyrénées Orientales
7 Ardèche	37 Indre et Loire	
8 Ardennes	38 Isère	
9 Ariège	39 Jura	69 Rhône
10 Aube	40 Landes	70 Saône (Haute)
11 Aude	41 Loir et Cher	71 Saône et Loire
12 Aveyron	42 Loire	72 Sarthe
13 Bouches du Rhone	43 Loire (Haute)	73 Savoie
14 Calvados	44 Loire Inférieure	74 Savoie (Haute)
15 Cantal	45 Loiret	75 Seine
16 Charente	46 Lot	76 Seine Inférieure
17 Charente Maritime	47 Lot et Garonne	77 Seine et Marne
18 Cher	48 Lozère	78 Seine et Oise
19 Corrèze	49 Maine et Loire	79 Sèvres (Deux)
	50 Manche	80 Somme
21 Côte d'Or	51 Marne	81 Tarn
22 Côtes du Nord	52 Marne (Haute)	82 Tarn et Garonne
23 Creuse	53 Mayenne	83 Var
24 Dordogne	54 Meurthe et Moselle	84 Vaucluse
25 Doubs	55 Meuse	85 Vendée
26 Drôme	56 Morbihan	86 Vienne
27 Eure		87 Vienne (Haute)
28 Eure et Loir	58 Nièvre	88 Vosges
29 Finistère	59 Nord	89 Yonne
30 Gard	60 Oise	90 Territoire de Belfort

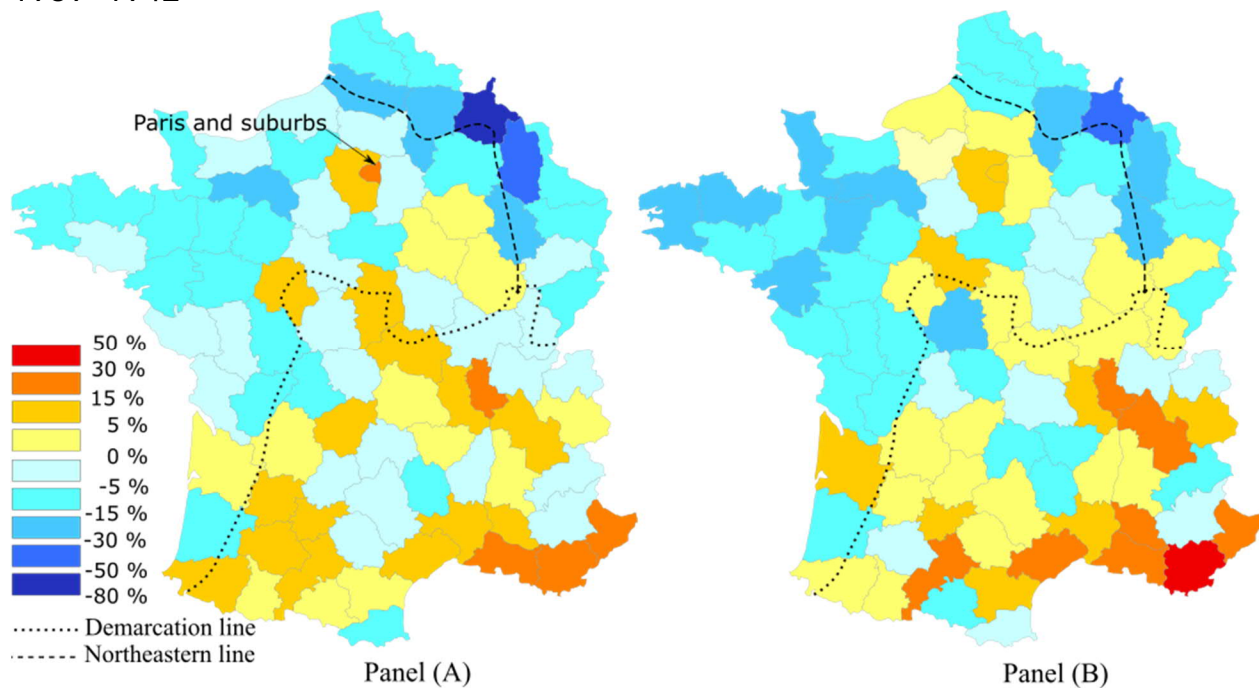
Notes: The numbers are those used in Bonnet (2020)'s database. Since data are missing in the vital statistics, *Corse* (20), *Moselle* (57), *Bas-Rhin* (67) and *Haut-Rhin* (68) are not included in this paper.

## Appendix 2: Cause of Death Classification, 1936–1946

1 to 14	Infectious and Parasitic Diseases
15	Cancer and other Malignant Neoplasms
16	Non-malignant neoplasms
17 to 20	General Diseases and Chronic Poisoning
21 to 23	Diseases of the Nervous System
24 and 25	Diseases of the Circulatory System
26 to 28	Diseases of the Respiratory System, without tuberculosis
29 to 34	Diseases of the Genetourinary System
35 to 36	Pregnancy, Childbirth and Puerperium
37	Skin, Cellular Tissue, Bones and Organs of Locomation Diseases
38	Congenital Issues and Death of Preterm Infants
39	Senility
40	Intentional Self-harm ( <i>Suicide</i> )
41	Assault ( <i>Homicide</i> )
42	Violent or Accidental Deaths (without Intentional Self-harm and Assault)
43	Non Specified Cause of Death

The nomenclature used to classify deaths according to their cause had 43 categories between 1936 and 1943. From 1944, the nomenclature added a 44th category to take into account the deaths of car accidents. In this study, I have isolated deaths in the 42th category (43th after 1943), which correspond to what I call "asymmetrical mortality". They are mainly deaths due to bombings on the national territory, whose share in total deaths is 2.5 times higher in 1940 (6 times higher in 1944) compared to the pre-war level (1936).

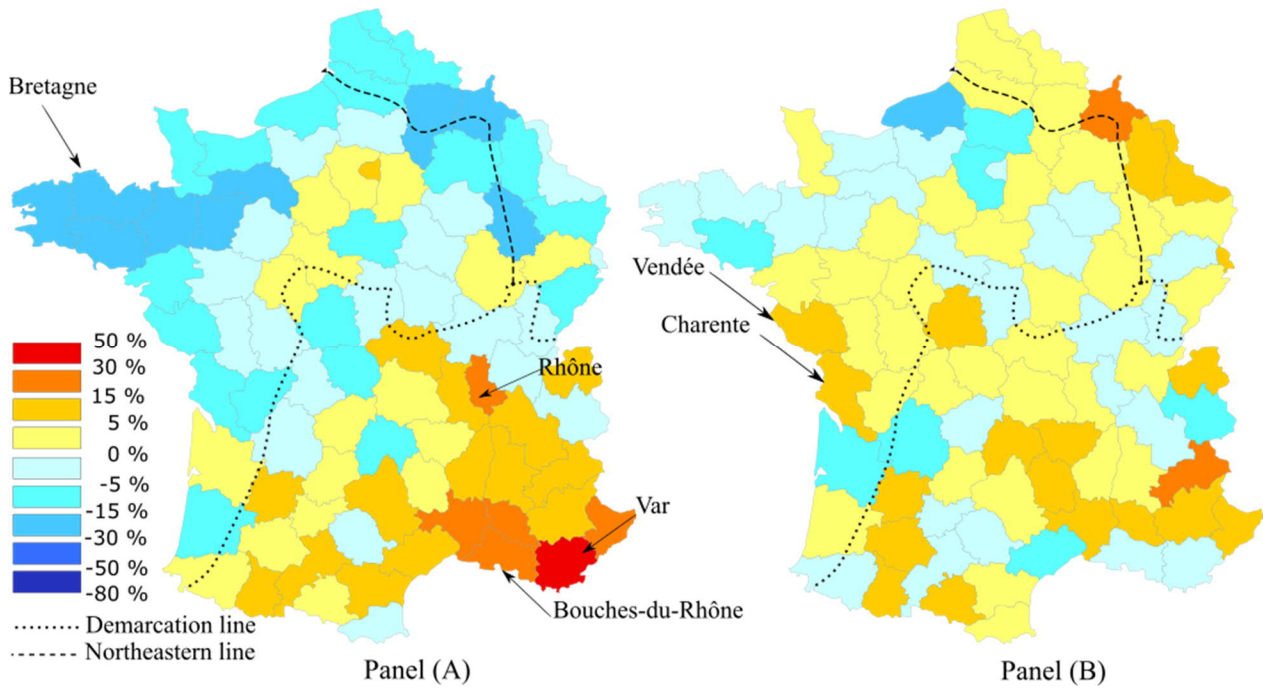
### Appendix 3a: Population variations due to migratory movement, 1939–1941 & 1939–1942



Sources: Own calculations from Bonnet (2020), Vallin and Meslé (2001) and *Statistique du Mouvement de la population*.

Notes: Computations made for the 86 *départements* of the sample (excluding *Corse*, *Moselle*, *Bas-Rhin* and *Haut-Rhin*), according to the population of women. Panel (A) is the variation of population between 1939 and 1941 due to migratory movement. Panel (B) is the variation of population between 1939 and 1942 due to migratory movement. Migratory movement is the difference between the whole variation and the intrinsic growth. Intrinsic growth is the difference between births and deaths. Values are in % of the population in 1939.

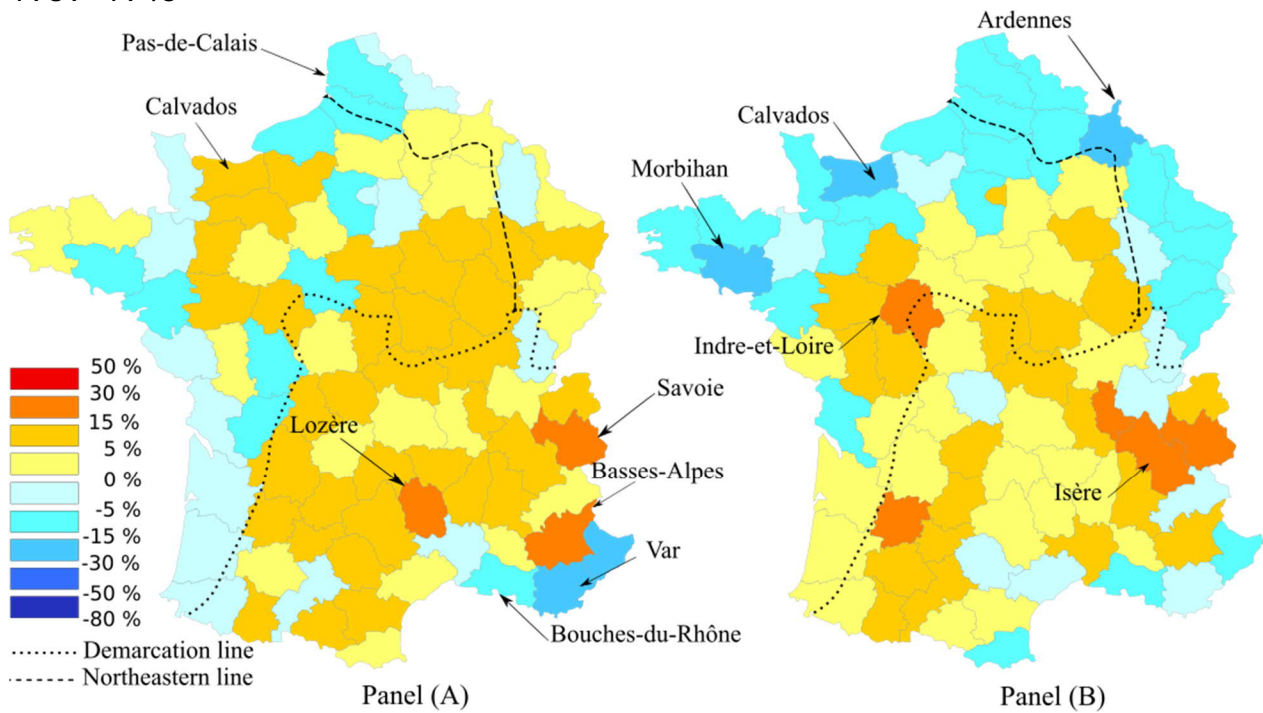
### Appendix 3b: Population variations due to migratory movement, 1939–1943 & 1942–1943



Sources: Own calculations from Bonnet (2020), Vallin and Meslé (2001) and Statistique du Mouvement de la population.

Notes: Computations made for the 86 départements of the sample (excluding Corse, Moselle, Bas-Rhin and Haut-Rhin), according to the population of women. Panel (A) is the variation of population between 1939 and 1943 due to migratory movement. Panel (B) is the variation of population between 1942 and 1943 due to migratory movement. Migratory movement is the difference between the whole variation and the intrinsic growth. Intrinsic growth is the difference between births and deaths. Values are in % of the population in 1939.

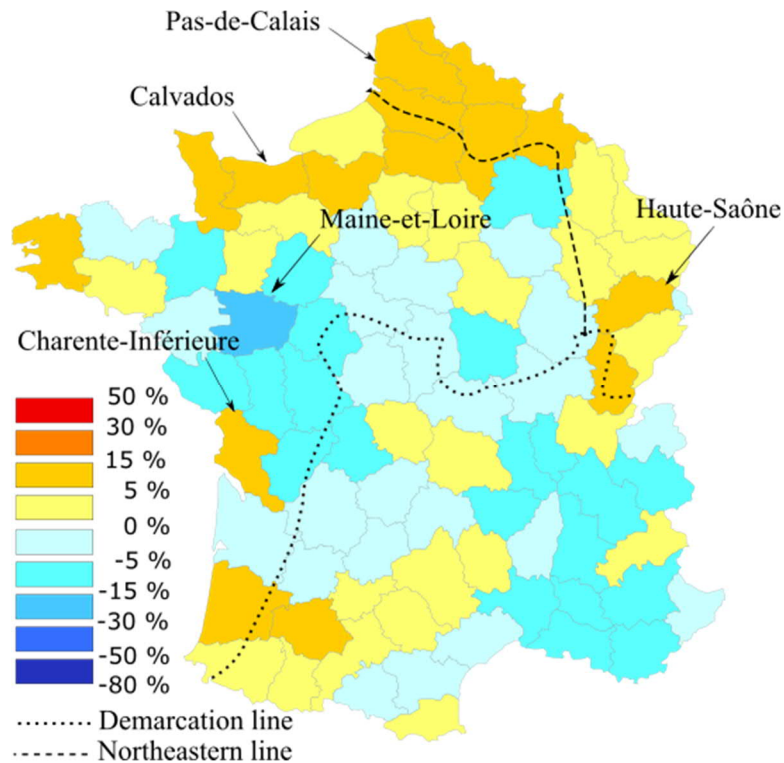
### Appendix 3c: Population variations due to migratory movement, 1943–1944 & 1939–1945



Sources: Own calculations from Bonnet (2020), Vallin and Meslé (2001) and Statistique du Mouvement de la population.

Notes: Computations made for the 86 départements of the sample (excluding Corse, Moselle, Bas-Rhin and Haut-Rhin), according to the population of women. Panel (A) is the variation of population between 1943 and 1944 due to migratory movement. Panel (B) is the variation of population between 1939 and 1945 due to migratory movement. Migratory movement is the difference between the whole variation and the intrinsic growth. Intrinsic growth is the difference between births and deaths. Values are in % of the population in 1939.

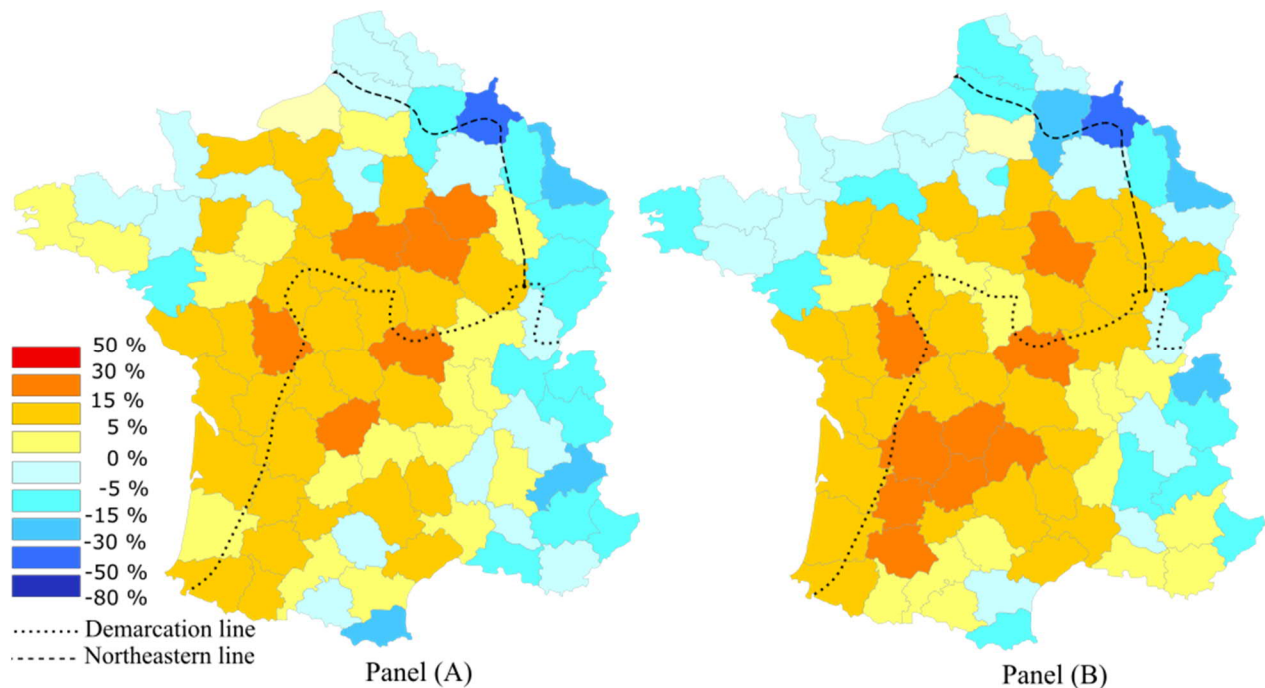
### Appendix 3d: Population variations due to migratory movement, 1945–1946



Sources: Own calculations from Bonnet (2020), Vallin and Meslé (2001) and Statistique du Mouvement de la population.

Notes: Computations made for the 86 départements of the sample (excluding Corse, Moselle, Bas-Rhin and Haut-Rhin), according to the population of women. Variation of population between 1945 and 1946 due to migratory movement. Migratory movement is the difference between the whole variation and the intrinsic growth. Intrinsic growth is the difference between births and deaths. Values are in % of the population in 1939.

## Appendix 4: Internal Migrations of Women and Men between 1939 and 1940



Sources: Own calculations from Bonnet (2020), Vallin and Meslé (2001) and Statistique du Mouvement de la population.

Notes: Computations made for the 86 départements of the sample (excluding Corse, Moselle, Bas-Rhin and Haut-Rhin). Panel (A) is the variation of population of women between 1939 and 1940 due to migratory movement. Panel (B) is the variation of population of men between 1939 and 1940 due to migratory movement. Migratory movement is the difference between the whole variation and the intrinsic growth. Intrinsic growth is the difference between births and deaths. Values are in % of the population in 1939.

