



HAL
open science

Does Democratic Consolidation Lead to a Decline in Voter Turnout? Global Evidence Since 1939

Filip Kostelka

► **To cite this version:**

Filip Kostelka. Does Democratic Consolidation Lead to a Decline in Voter Turnout? Global Evidence Since 1939. *American Political Science Review*, 2017, 10.1017/S0003055417000259 . hal-03458676

HAL Id: hal-03458676

<https://sciencespo.hal.science/hal-03458676>

Submitted on 30 Nov 2021

HAL is a multi-disciplinary open access archive for the deposit and dissemination of scientific research documents, whether they are published or not. The documents may come from teaching and research institutions in France or abroad, or from public or private research centers.

L'archive ouverte pluridisciplinaire **HAL**, est destinée au dépôt et à la diffusion de documents scientifiques de niveau recherche, publiés ou non, émanant des établissements d'enseignement et de recherche français ou étrangers, des laboratoires publics ou privés.

Does Democratic Consolidation Lead to a Decline in Voter Turnout? Global Evidence Since 1939

FILIP KOSTELKA *Université de Montréal and Sciences Po*

This article challenges the conventional wisdom that democratic consolidation depresses voter turnout. Studying democratic legislative elections held worldwide between 1939 and 2015, it explains why voting rates in new democracies decrease when they do, how much they decrease, and how this phenomenon relates to the voter decline observed in established democracies. The article identifies three main sources of decline. The first and most important is the democratization context. When democratizations are opposition-driven or occur in electorally mobilized dictatorships, voter turnout is strongly boosted in the founding democratic elections. As time passes and the mobilizing democratization context loses salience, voting rates return to normal, which translates into turnout declines. The second source is the democratic consolidation context, which seems to depress voter turnout only in post-Communist democracies. Finally, new democracies mirror established democracies in that their voting rates have been declining since the 1970s, irrespective of the two previous mechanisms.

According to conventional wisdom, democratic consolidation depresses electoral participation because by the time democracy is consolidated, voters have become disillusioned with democracy or are apathetic in the face of reduced electoral stakes. This belief receives support from a number of impressive voter turnout declines recorded in newly consolidated democracies all over the globe. To cite just a few cases, less than 20 years after democratization, voter turnout fell by 17.5 percentage points (pp) in Portugal (which has held democratic elections since 1975), 29 pp in El Salvador (1982), 30 pp South Korea (1988), and 47 pp in Romania (1990). The size and speed of these declines are unparalleled in established democracies, where turnout tends to fluctuate by an average of 3 pp from one election to another (Blais 2007, 622), and where it decreased in legislative elections by approximately 7 pp between the 1960s and late 1990s (Norris

2002, Chapter 3; Gray and Caul 2000, Footnote 31; Franklin 2004, 120; Blais 2007, 628).

However, drastic voter turnout decline did not occur in all new democracies. Interestingly, in some of these countries, the decreasing dynamic was markedly less spectacular. For instance, in Spain, which, like neighboring Portugal, experienced a military dictatorship that lasted several decades before democratizing in the mid-1970s, turnout decreased by only 2.6 pp: 7 times less than in Portugal. A systematic overview of all 91 democratic consolidations that took place between 1939 and 2015, presented graphically in Figure 1, shows that, contrary to the usual expectations, a substantial decline in voter turnout occurred in only one out of every two democratic consolidations. In fact, voting rates decreased by less than 5 pp in 16% of cases, and in 34% of cases they did not decrease at all.

The present article tackles the puzzling variation of post-democratization voter turnout dynamics. It contributes meaningfully to the political science literature on voter turnout, elections, and democratization in the following ways.

The article proposes a new theoretical framework that outlines the commonalities and differences between new and established democracies in terms of voter turnout drivers. It then further elaborates on factors that are specific to new democracies, which may account for the exceptionally dramatic shifts in voting rates that sometimes occur after democratization. Building on earlier works (Kostadinova 2003; Pacek, Pop-Eleches, and Tucker 2009), it identifies two possible causal mechanisms behind steep voting rate declines, which reflect two types of contexts: the democratization context and the consolidation context.

To test my new theory, the article conducts what I believe is the most comprehensive empirical analysis of voter turnout to date, covering most of the legislative elections held in consolidating and consolidated democracies between 1939 and 2015.

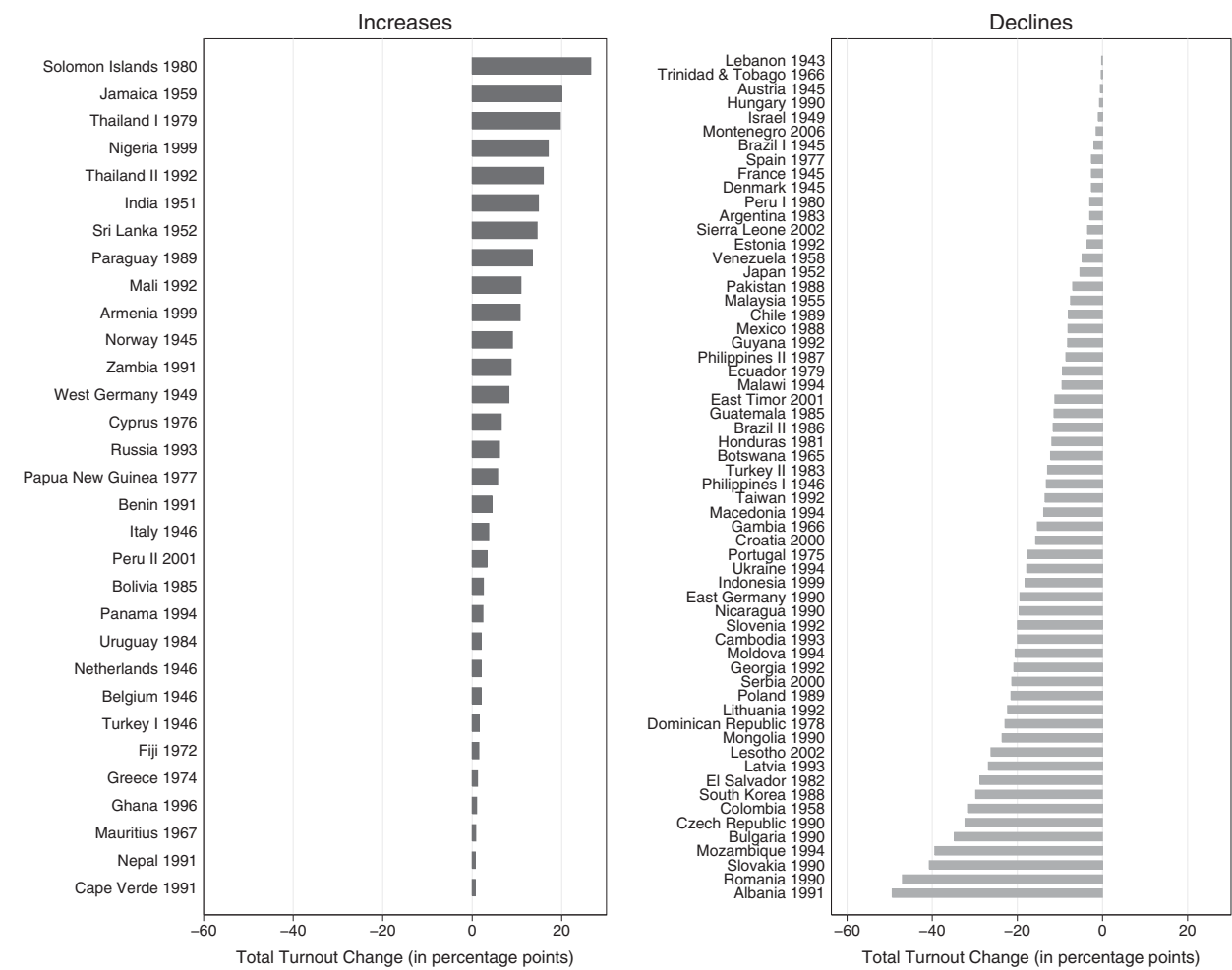
The results untangle the complexity of voter turnout dynamics in new democracies. They suggest that,

Filip Kostelka is Postdoctoral Fellow, Research Chair in Electoral Studies, Département de science politique, Université de Montréal, C.P.6128, Succ. Centre-ville, Montreal, Canada, H3C 3J7 (filip.kostelka@umontreal.ca). He is also Associate Researcher at the Centre d'études européennes, Sciences Po, Paris (filip.kostelka@sciencespo.fr).

The author thanks Vincent Arel-Bundock, Mauro Barisione, André Blais, Ramona Coman, Pascal Delwitt, Pascal Doray-Demers, Jean-Yves Dormagen, Mark Franklin, Claire Greenstein, Vlad Gross, Eric Guntermann, Antoine Jardin, Hans-Dieter Klingemann, Martin Kroh, Lucas Leemann, Nonna Mayer, Jean-Benoit Pilet, Jan Rovny, Nicolas Sauger, Luca Tomini, Vincent Tiberj, Milada A. Vachudova, Till Weber, and the editors and anonymous reviewers of the APSR for insightful comments on earlier drafts of the article. He gratefully acknowledges financial support of the Fondation nationale des sciences politiques (FNSP). When conducting this research, the author benefited from an intellectually stimulating and friendly environment at the Centre d'études européennes (CEE), Sciences Po, Paris; the European General Studies Programme, College of Europe, Bruges; the Research Chair in Electoral Studies, Département de Science Politique, Université de Montréal; and the Centre for the Study of Democratic Citizenship (CSDC), Québec.

Received: April 16, 2016; revised: March 22, 2017; accepted: May 31, 2017.

FIGURE 1. Total Voter Turnout Change over the First Six Democratic Elections Since 1939



Note: Years indicate the first democratic election. Roman numerals are used when more than one democratization occurred in the same country.

contrary to conventional expectations, democratic consolidation as such does not depress voter turnout. The spectacular declines of electoral mobilization in new democracies are largely accounted for by the democratization context, which in certain circumstances strongly boosts voter turnout in the founding democratic elections. This depends essentially on two factors: the degree of electoral mobilization under the preceding dictatorship and the country's democratization path. For instance, the stark contrast between Portugal and Spain can be, in large part, attributed to the fact that the democratization process was mainly driven by the democratic opposition in Portugal, which rendered the Portuguese founding election particularly mobilizing, and by the authoritarian regime in Spain, which limited the euphoria and stakes in the Spanish founding election. Furthermore, the turnout-reducing effect of the democratic consolidation context is empirically supported only in post-Communist democracies. Even in these countries, however, the impact of the consolidation context is weaker than that of

the democratization context. Hence, whether a dramatic decline in voter turnout occurs depends, *ceteris paribus*, much more on what happened before and during the regime change than after it. Furthermore, when the effects of the democratization and consolidation contexts are accounted for, voter turnout patterns in new democracies display tendencies similar to those in their established democratic counterparts. Accordingly, voting rates in new democracies are more likely to have decreased since the 1970s regardless of the democratization and democratic consolidation contexts.

When these findings are put together, they show that a single occurrence of a voter turnout decline in new democracies may stem from one to three sources. In combination, these sources can contribute to particularly sharp drops in electoral participation, such as that observed in Romania. They also explain why we have seen so many dramatic declines since the beginning of the third wave of democratization in 1974: prior to the third wave, opposition-driven democratizations

from electorally mobilized dictatorships were rare, no consolidating democracy had to cope with Communist legacies, and the global environment was pushing turnout up in all democracies.

ELECTORAL PARTICIPATION AND THE PROCESSES OF DEMOCRATIC TRANSITION AND CONSOLIDATION

In the political science literature on voter turnout in new democracies, democratic consolidation is not often explicitly distinguished from democratization. However, this distinction is crucial for the theoretical developments that follow. Therefore, in the rest of the article, “democratization” (a phrase I use interchangeably with “democratic transition”) refers to the processes through which an authoritarian regime gives way to a democratic alternative. It ends after the first (i.e., founding) democratic election, when a democratically elected government takes over (Linz and Stepan 1996, 3). Democratic consolidation describes the “habituation phase” (Rustow 1970, 358) that follows democratization. It is a process during which the new democratic rules of the game become progressively routinized and embraced by the relevant political actors. Democratic consolidation reduces the chances of democratic reversal and ends—that is, democracies are consolidated (or established)—when the chance of reversal is very low and is no longer decreasing significantly (Gasiorowski and Power 1998). I therefore adhere to the “prospective” approach to democratic consolidation (Svolik 2015). Since the probability of democratic breakdown is significantly reduced by the end of the second democratic decade (Svolik 2008; 2015), in this study, democracies cease to qualify as “consolidating” (i.e., “new”) after six democratic elections. This generally corresponds to 20 years of democratic politics.¹

Having clarified the key terms, what is the impact of democratization and democratic consolidation on electoral participation? Most authors, with a few rare exceptions (Turner 1993; Norris 2002; see below),² concur that the latter typically reaches its peak in an early stage of democratization and then decreases over time in the consolidation stage (O’Donnell, Schmitter, and Whitehead 1986, 62; Kostadinova 2003; Rose and Munro 2003, 26; Fornos, Power, and Garand 2004; Kostadinova and Power 2007; Pácek, Pop-Eleches, and Tucker 2009). Two different but largely compatible theoretical explanations can account for this pattern (see also Hughes and Guerrero 2009, 355).

The so-called “stakes-based” hypothesis of electoral turnout (notably Pácek, Pop-Eleches, and Tucker 2009) relies on a straightforward claim that people participate when it matters most. Electoral participation matters the most at the beginning of a transition (i.e., when the

authoritarian regime is breaking down), because the form of the new political regime has yet to be decided. In contrast, once the new (democratic) regime is in place, the stakes are no longer as high. The nature of the main political issues usually ceases to be constitutional (or constitution-like), which kicks off the start of less-mobilizing, business-as-usual politics. This, in turn, translates into lower turnout levels.

The “disenchantment” hypothesis (Kostadinova 2003; Kostadinova and Power 2007), in contrast, views high initial electoral participation rates as the result of generalized enthusiasm and citizens’ unrealistically raised expectations for the new democratic regime. The subsequent decline in voter turnout is then due to a democratic disenchantment caused by the confrontation with “real” democratic political life, in which many of citizens’ expectations are not—and cannot—be met. In the context of new democracies, this disenchantment has been given different names: “El desencanto” (“disillusion” in Spanish, Huntington 1991, 254), “post-totalitarian blues” (Rupnik 1996), “euphoria-deflation effect” (McDonough et al. 1998, 21), and “post-honeymoon effect” (Inglehart and Catterberg 2002, 9).

The practical implication of the two hypotheses is the same. Whatever the democratization context, democratic consolidation—understood as a process, not a final state—will always tend to decrease electoral participation. From an empirical perspective, this claim is supported by a number of qualitative case studies (Lehoucq and Wall 2004; Carlin 2006; Hughes and Guerrero 2009). However, in comparative terms, this claim was tested on a rather limited number of third-wave (i.e., post-1974) democratizers, namely select countries in either the post-Communist region (Rose and Munro 2003, 26; Kostadinova 2003; Pácek, Pop-Eleches, and Tucker 2009), Latin America (Fornos, Power, and Garand 2004), or in both (Kostadinova and Power 2007). Interestingly, the findings of the only two studies with more diverse case selection questions the inevitability of the post-democratization decline in voter turnout. In his 1993 article, Arthur Turner compares voter turnout dynamics in a mix of pre-third-wave and third-wave democracies and concludes that “despite common expectations to the contrary, turnout in [...] [founding] parliamentary elections is lower than turnout in [...] subsequent parliamentary elections” (Turner 1993, 36). Nevertheless, this conclusion draws on a very small sample (10 democratic transitions) and short timespans (the first two democratic elections in each country). Finally, in her 2002 book on political activism, Pippa Norris briefly mentions voter turnout trends in newly democratized polities. Drawing upon data from 39 “newer” (mostly third-wave) democracies but eschewing a theoretical discussion, she suggests that democratization (i.e., democratic consolidation) leads to increases and not declines in voter turnout (Norris 2002, 56).

In summary, the available empirical evidence is mixed and lends frail support to the two aforementioned hypotheses. It suggests that voter turnout declines may occur in only some cases of democratic consolidation. Such a conclusion is corroborated in this

¹ In my dataset, the 6-election cycle corresponds, on average, to 18.3 years.

² Another exception is Herron (2009, 73). However, as his dataset contains only former Soviet Republics, the majority of which are partial or full autocracies, his findings are of little relevance to my research question.

article by the systematic overview of voter turnout in all new democracies between 1939 and 2015. As mentioned in the introduction, in almost one-third of the cases, voter turnout did not decline. Moreover, when it did, the magnitude of the decline varied widely. This puzzling variation cannot be explained by the existing accounts. The next section demonstrates theoretically that, in order to solve the puzzle of why we see such variation in voter turnout dynamics, the stakes-based and disenchantment accounts must be broken down into two distinct causal mechanisms and combined with a third causal mechanism that is not specific to new democracies.

THEORY AND HYPOTHESES: THREE CAUSAL MECHANISMS IN NEW DEMOCRACIES

The existing accounts agree that the uniqueness of new democracies, in terms of voter turnout, has to do with the dynamic of regime change, which potentially first increases (democratization stage) and then depresses (consolidation stage) voting rates. While this is a perfectly cogent claim, it dodges two theoretical issues.

The first issue pertains to the baseline level of voter turnout. If we were to discard the positive effects of democratization and the negative effects of democratic consolidation on voter turnout, what level of turnout would we see? The logical answer, embraced by this article, is that the baseline voter turnout level is the turnout level that would be observed if no regime change were in progress. In other words, the baseline electoral participation level in new democracies is determined by the factors at play in the rest of the democratic world, where democracy is established and regime change is but a distant memory.

Political science literature clearly shows that, in established democracies, the strongest predictors of voter turnout are political (e.g., margin of victory), institutional (compulsory voting) and socio-demographic (population size) factors, which create positive and negative incentives for participation. According to most extensive analyses, these classic voter turnout predictors can explain between 60 and 90% of the cross-national and over-time variance (Blais 2000; Gray and Caul 2002; Franklin 2004). Numerous empirical studies confirm that these effects are consistent across democratic nations (see Geys 2006; Blais 2007; Stockemer 2016 for overviews). They can be weakened or magnified, to a limited extent, by another set of factors: citizens' attitudinal characteristics (political interest, sense of civic duty, or political efficacy). These other factors, which have substantially weaker effects on aggregated voter turnout (Franklin 2002, 151), vary not only across countries but also, in the mid- to long-term, over time. This temporal variation is due to processes such as generational replacement. According to the dominant explanation in the scientific literature, it is these factors that are responsible for the observed progressive voter turnout decline in established democracies (see

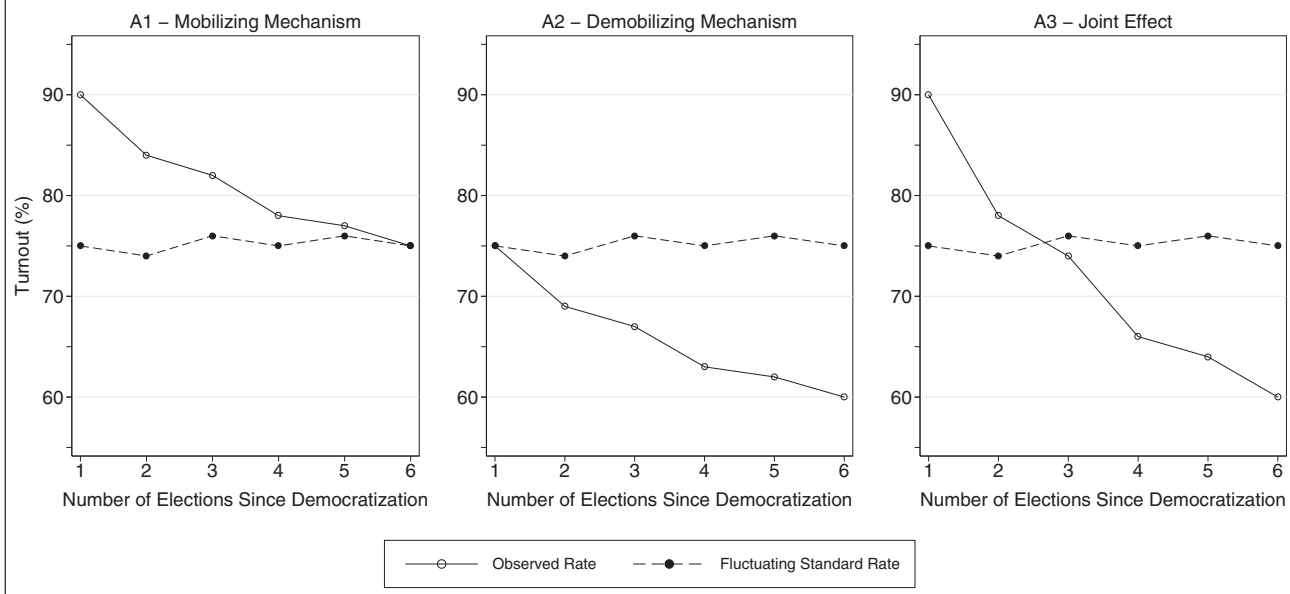
below). Drawing on these findings, the present article postulates that the baseline level of voter turnout, from which voter turnout in new democracies increases or decreases, and which I refer to in this article as the *standard voter turnout rate*, is largely determined by the classic voter turnout predictors and, to a minor extent, by citizens' attitudinal characteristics.

The second theoretical issue that is not addressed by the existing accounts of voter turnout in new democracies is their degree of compactness. Are the increases and decreases in voter turnout that occur during democratization and democratic consolidation necessarily part of a single, indivisible, causal mechanism? Or can these dynamics be driven, at least in some cases, by only one of the two stages of regime change, that is, by either democratization or democratic consolidation, but not both? This article answers this question with a resounding "yes," thereby breaking down the existing accounts in favor of two distinct causal mechanisms. Distinguishing between these two separate mechanisms is necessary since, as the following paragraphs show, each mechanism represents a conceptually different source of decline, is independent from the other mechanism, and is driven by different causal factors.

The Mobilizing Mechanism

The first mechanism I discuss, the *mobilizing* mechanism (see Graph A1 in Figure 2), is well reflected in both the stakes-based hypothesis and the first part of the disenchantment hypothesis. It refers to factors that augment voter turnout at democratization but that vanish at the consolidation stage. For example, revolutionary euphoria or an uncertain election outcome, particularly when the fate of the regime is at stake, may boost citizens' willingness to participate in the founding democratic election. This enthusiasm increases voter turnout above its standard level, that is, the counterfactual rate that would be observed had there been no democratization. However, later on in the consolidation process, the mobilizing factors are no longer present, causing the "*democratization bonus*" (i.e., the positive differential between the actual and unobserved standard turnout rates) to disappear. Following this line of thought, explaining post-democratization turnout decline hinges on accounting for variation in the initial mobilization phase of the founding election.

The degree of initial electoral mobilization is likely to reflect the democratization context, which I suggest is made up of two principal factors. The first is the way the democratic transition occurred (i.e., the democratization path). Although there are many different ways to democratize, the particularly salient element for examining initial mobilization is how involved the opposition and citizenry are in the demise of the ancient regime. For example, in cases where the regime surrenders to pressure from the street, we are likely to see very different initial electoral turnout levels than in cases where a dictatorship is ended by foreign military intervention or at the discretion of the authoritarian

FIGURE 2. Illustration of the Causal Mechanisms: Without Any Trend in the Standard Voter Turnout Rate

ruler(s). I posit that the more that oppositional forces are involved in the regime change, the stronger the initial electoral mobilization. This can be attributed to revolutionary euphoria (i.e., citizens' increased political efficacy and social connectedness) and/or high electoral stakes (i.e., the risk of a victory or return on the part of the autocrats).

Democratization Path Hypothesis (H1): The higher the involvement of the opposition in the democratic regime change, the stronger the participation bonus in the founding election.

The second type of contextual factors that may increase participation in the founding election relate to the voting act itself. Many scholars agree that voting is essentially a habit (Campbell et al. 1960, 92; Plutzer 2002; Gerber, Green, and Shachar 2003; Franklin 2004). Hence, the way that elections were conducted before democratization may help determine democratic electoral participation behavior. The more electorally mobilized that citizens were in the non-democratic period, the more they are socialized into voting, and the more likely they are to participate in the first democratic elections. These individuals face few administrative and practical obstacles to voting (e.g., registration is automatic and/or even the least educated people know the voting procedure), and there are good reasons to participate (the stakes seem high). However, because participation in democratic elections is not the same as participation in the context of non-democratic forced mobilization, the founding democratic elections may start a period of electoral re-socialization, during which citizens discover the role of the voting act in democratic politics (Franklin 2004, 199). As a result of this re-socialization process, people may either

continue participating or cease doing so, depending on their experience with and interpretation of the democratic political developments. A substantial share of these people, especially those with fewer socio-economic resources, are likely to find democratic politics too complex and/or of little salience to their personal lives. Given the absence of electoral compulsion, they will decide to stop participating in the electoral process and thus contribute to the voter turnout decline.

Non-Democratic Electoral Mobilization Hypothesis (H2): The stronger the degree of electoral mobilization before democratization, the higher the turnout rate in the founding elections.

The Demobilizing Mechanism

The second causal mechanism that may be responsible for voter turnout dynamics in new democracies is the *demobilizing* mechanism (see Graph A2 in Figure 2). This mechanism accounts for the second part of the disenchantment hypothesis. It also captures the impact of factors that depress turnout, are absent at the start of democratic regime change, and then intervene during the consolidation process (i.e., the democratic consolidation context). Most typically, this demobilizing mechanism acts to decrease turnout *below* its “standard” level if citizens become dissatisfied with the reality of democratic politics. In other words, dissatisfaction is nonexistent at time 1 (democratization), but it emerges at time 2 (consolidation), which, all else being equal, results in a declining turnout trend. Although the demobilizing and mobilizing mechanisms operate in opposite directions, they can both be in play at different points in time in a single case of regime change. The combination of these two factors may account for

particularly strong post-democratization voter turnout declines (see Graph A3 in [Figure 2](#)).

As outlined above, many studies assume that democratic consolidation always tends to depress voter turnout. This proposition is not theoretically implausible if one accepts that the appeal of democracy is based, to some extent, on an illusion (Schumpeter 1942, 264), which few people realize before living in a democratic polity themselves. Even though real-world democracies—or polyarchies, to quote Robert Dahl (1971)—are superior to autocracies in many respects (Przeworski et al. 2000), they lag considerably behind the democratic ideals that most people envision when participating in the demise of dictatorship and the establishment of democratic rule (Huntington 1991, 255, 263). When people realize that democracy is not a panacea for all social and economic problems and that the power of the people to affect decision-making is limited, their political efficacy and their willingness to vote will decrease. Because of this psychological mechanism, decreasing voter turnout tendencies might be inherent to any democratic consolidation and should be observable once the effects of the classic voter turnout predictors and initial mobilization are taken into account.

The Democratic Illusion Hypothesis (H3): Since citizens' democratic disenchantment is an inherent element of democratic consolidation, voter turnout tends to decrease after democratization.

However, democratic consolidation disenchantment may not be driven solely by the psychological mechanism. It may also depend on the realities faced by citizens in new democracies. The worse the new regime performs, especially in economic terms, the stronger citizens' disenchantment, and thus the decline in voter turnout should be even greater. Conversely, if the new regime performs well, disenchantment and turnout decline may be limited or even nonexistent. Here, economy is considered to be a valence issue, where the desirable property is overall economic prosperity.

The Democratic Regime Performance Hypothesis (H4): The worse the economic performance of the new democratic regime, the greater the decline in voter turnout.

The Standard Voter Turnout Rate

In addition to the mobilizing and demobilizing mechanisms, which are specific to new democracies, there is a third potential source of voter turnout variation: the standard voter turnout rate. This is a function of classic voter turnout predictors and citizens' characteristics, and it is a main contributing factor to setting the voter turnout rate in established democracies. Unless it remains stable or varies randomly, then it, too, may have a significant effect on the voter turnout dynamics in new democracies. If it follows a negative trend, as illustrated by graphs B1, B2, and B3 in [Figure 3](#), it would reinforce the depressing effect of the mobilizing and/or demobilizing mechanisms. In contrast, if the

trend of the standard rate is positive (Graphs C1, C2, and C3 in [Figure 3](#)), it could partly or entirely offset the effects of demobilization. If neither the mobilizing nor the demobilizing mechanisms are at work in a country, then the direction of the voter turnout trend is, as in established democracies, entirely responsible for the post-democratization voter turnout dynamic.

From this point of view, it is important to remember that, in established democracies, voter turnout has been declining since the 1970s or 1980s. Most scholars attribute this to changes in citizens' characteristics and generational replacement (Miller and Shanks 1996; Lyons and Alexander 2000; Putnam 2000; Wattenberg 2003; Blais, Gidengil, and Nevitte 2004; Wass 2007; Blais and Rubenson 2013; for a more nuanced picture see Franklin 2004; Gallego 2009; and Konzelmann, Wagner, and Rattinger 2012). Because of technological, economic, social, and geopolitical transformations, citizens across the globe have become increasingly more educated, better able to decode the political game, and more demanding vis-à-vis their governments (Inglehart 1990; Dalton 2000; Klingemann and Dalton 2007; Norris 2011; Klingemann 2014). These "critical citizens" (Norris 2011) or "dissatisfied democrats" (Klingemann 2014) have also been increasingly exposed to the failures and deficiencies of the political sphere thanks to the development of investigative journalism, private media, and technological advances such as the Internet.

The shifts in citizens' cognitive skills and the amount of information at their disposal weaken the appeal of ideologies and strengthen citizens' independence from political parties, trade unions, and social groups (Knutson 2007). More importantly, these global factors also seem to have affected citizens' attitudes towards political engagement, rendering the conventional forms (including electoral participation) less appealing and raising interest in non-conventional forms of participation, such as demonstrations or boycotts (Dalton 2000, 933; Inglehart and Catterberg 2002; Norris 2002; Mayer 2010, 282).

These changes in the global context, particularly rising education levels, also greatly contributed to the Third Wave of Democratization, which began in 1974 (Huntington 1991, 65; Welzel and Inglehart 2006). Moreover, some micro-level studies find that the attitudinal and generational patterns pertaining to political participation that exist in established democracies are present in third-wave new democracies, as well (Coffé and van der Lippe 2010; Chang 2012). Consequently, there is reason to expect that voter turnout (i.e., the standard voter turnout rate) in new democratic regimes may follow trends similar to those observed in more established democracies. Actually, when the data on voter turnout in new democracies presented in [Figure 1](#) are reorganized by democratization wave (see [Figure 4](#)), there is a clear tendency for voter turnout to decline after 1974, but the same cannot be said of pre-1974 turnout levels. Besides global shifts in political culture or in classic predictors of turnout, these changing patterns may, of course, also translate to changes in the causal mechanisms specific to new democracies. In

FIGURE 3. Illustration of the Causal Mechanisms: With Negative and Positive Trends in the Standard Voter Turnout Rate

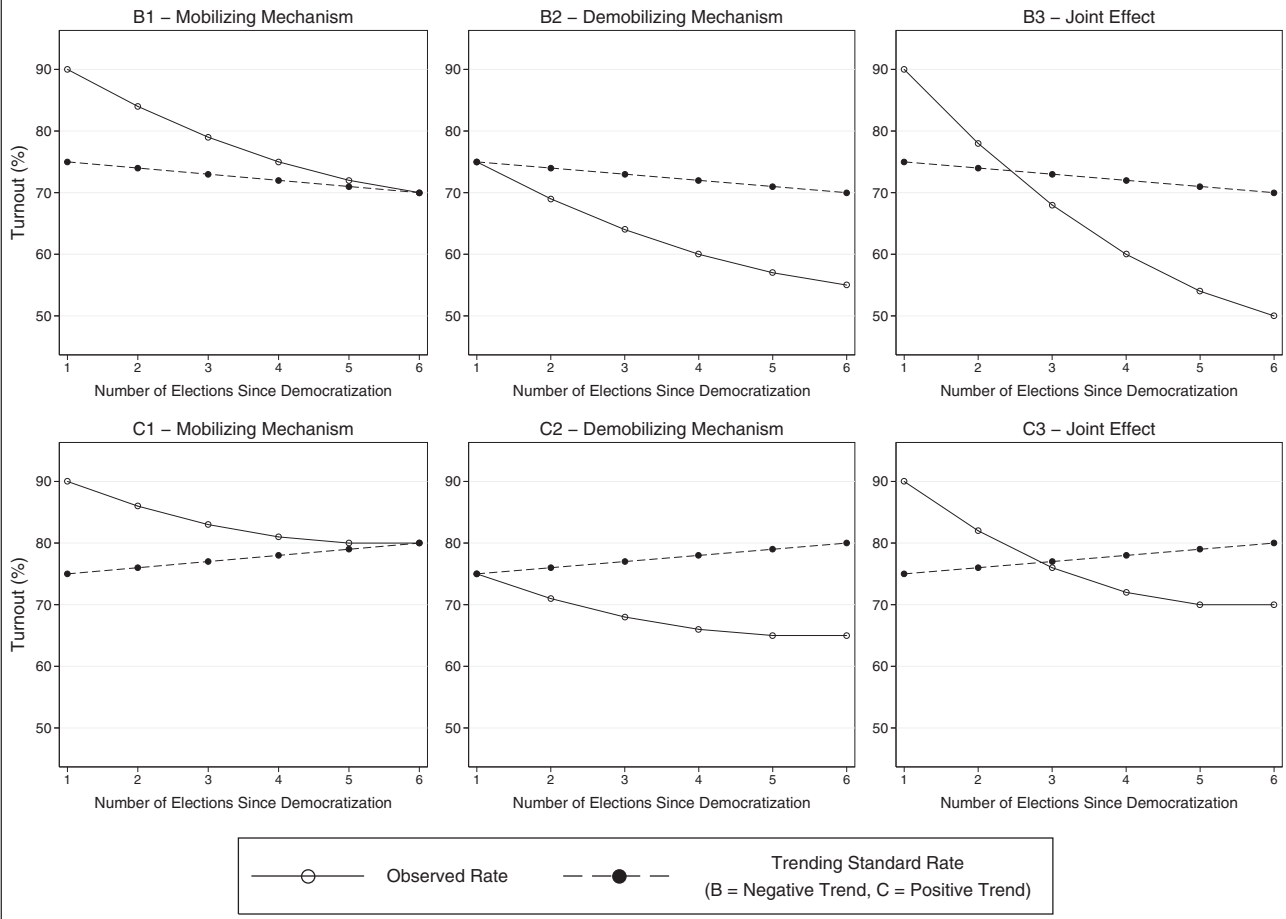
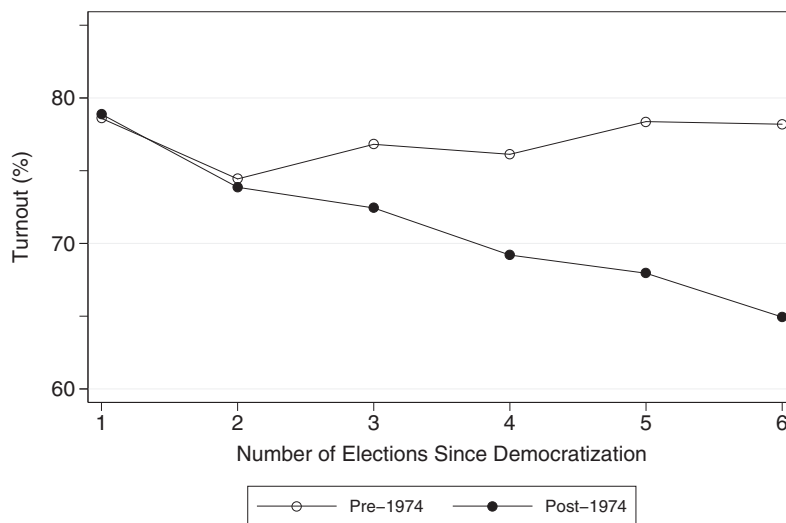


FIGURE 4. Voter Turnout Change by Election Sequence and by Wave of Democratization



Note: The figure examines only new democracies for which data are available from all the first six democratic elections (22 pre-1974 democracies and 41 post-1974 democracies).

particular, if citizens in new democracies are increasingly critical and demanding, they may be more susceptible to post-democratization disenchantment. The following empirical analyses examine these eventualities.

CASE SELECTION AND DATA

In order to test the proposed hypotheses empirically, I built an exhaustive database of legislative elections held in the contexts of democratic consolidation between the Second World War (1939) and the present (2015), the period for which reliable data was available. The database was collected thanks to the electoral results handbooks compiled by Dieter Nohlen and his colleagues (Nohlen, Krennerich, and Thibaut 1999; Nohlen, Grotz, and Hartmann 2001; Nohlen 2005; Nohlen and Stöver 2010), which I updated with other sources on more recent elections.³ In line with the aforementioned conceptualization of democratic consolidation, the database contains the first six democratic elections to the lower house of parliament (or constitutional assembly) for each new democracy. The main variable of interest is the voter turnout rate, expressed as a percentage of registered voters.

Regarding the operationalization of democratic transitions, it is based on the overall polity score in the Polity IV project (version 2015), which is a widely-used tool in political science research to assess regime change.⁴ Polity scores vary from -10 (full autocracy) to +10 (full democracy). My case selection is as inclusive as possible: any shift from negative to positive numbers (or to zero) qualifies as a democratic transition.⁵ I have also added all new democratic countries—mostly former colonies—that do not exist in the Polity IV dataset prior to their independence. At the same time, because democratic transitions are sometimes short-lived and because we are interested in democratic consolidation turnout *dynamics*, only democracies that endured for at least 3 elections are included in the analysis. In the end, the database contains a total of 91 democratic transitions and 494 elections.⁶ A list of these countries and their elections, as well as summary statistics for all variables introduced below, can be found in the Supplemental Materials.

This article performs two main empirical analyses. The first analysis focuses on the first part of the mobilizing mechanism (H1, H2) and studies the participation

bonus in the founding democratic election. The second analysis models the dynamics of voter turnout in the first six democratic elections, and, in addition to assessing the impact of the participation bonus (H1, H2), it explores the presence of the demobilizing mechanism (H3, H4).

ANALYSIS 1: THE DEMOCRATIZATION STAGE

Methods

In accordance with the proposed theory, the democratization participation bonus studied in the first analysis is the difference between the actual voter turnout rate (observed in the founding democratic election) and the standard turnout rate that would be expected in an election held in an established democracy with the same characteristics as the nascent democracy at hand. To estimate the participation bonus, I compiled an additional dataset of elections held in established democracies, that is, countries that have been democratic for at least 20 years and meet high democratic standards (Polity ≥ 6), using the same sources as those used for new democracies. This dataset contains 453 elections held in 65 countries after 1939.⁷ The founding elections from the 91 democratic consolidations are added to this dataset. I then analyze the data through a generalized least squares (GLS) regression analysis using the classic voter turnout predictors (see below) as control variables. The participation bonus is given by the coefficient of a dummy variable *Founding Election*, which corresponds to the difference in turnout rate between a new and an established democracy if all other voter turnout predictors are held constant.

The Democratization Path Hypothesis (H1) is tested via six dummy variables that correspond to different modes of democratic regime change. The constant represents the turnout rate for the elections in established democracies. The six modes of democratic regime change are based on an updated version of the classic typology by Samuel Huntington (1991, 114).⁸ I sort countries into the following categories: *Replacement* (regime change brought about by opposition forces), *Transplacement* (a pact between opposition and government), *Transformation* (transition initiated by government forces), *Adverse Intervention* (domestic dictatorship terminated by hostile external forces), *Foreign liberation* (foreign occupation terminated by allied external forces) and *Decolonization* (regime change resulting from independence).⁹ The Democratization

³ www.electionguide.org, www.ipu.org, www.idea.int, <http://africanelections.tripod.com>, <http://psephos.adam-carr.net>, accessed in November 2012 (for elections through 2011) and in January 2017 (for elections after 2011).

⁴ It is worth noting that a few small countries with a population below 500,000 in 2006 are not coded by Polity and are thus excluded from the analysis (Marshall 2016: 4).

⁵ The findings reported below are also robust to alternative cut-points (see the Supplemental Materials).

⁶ If countries record several democratic periods interrupted by authoritarian intermezzos or coups (e.g., Thailand), each uninterrupted democratic period that lasts three elections counts as a separate consolidation period and is indicated by Roman numerals (e.g., Thailand I, Thailand II). No country has experienced more than two such periods since 1939.

⁷ Since voter registration figures are particularly problematic in the United States (McDonald and Popkin 2001), the United States is not included.

⁸ Huntington's typology was mostly supposed to characterize the third wave democratizations that occurred between 1974 and 1991, and so it does not fit all the transitions in the present dataset. Therefore, one of Huntington's categories (intervention) was split into two groups (adverse intervention and foreign liberation), and another category (decolonization) was added.

⁹ The classification of different transitions is based on careful comparison of multiple sources that are presented in the Supplemental Materials.

Path Hypothesis presumes that turnout in the founding elections should vary as a function of the involvement of opposition forces in the transition process. This means that the highest turnout rates should be observed after replacements, while the lowest turnout rates (i.e., no democratization bonus) should be observed after internally-induced regime change (transformations).

The Non-Democratic Electoral Mobilization Hypothesis (H2) asserts that electoral mobilization in the authoritarian era leads to higher voter turnout in the founding democratic elections. To test this hypothesis, a dummy variable (*Authoritarian Mobilization*) was constructed for all countries that held elections in the 5 years preceding the transition and displayed voter turnout rates higher than 80%, that is, higher than the long-term average observed in established democracies in the second half of the 20th century (Blais 2007, 624). This condition is met by 25 of the 91 founding elections in the dataset.¹⁰ It should be noted that both authoritarian mobilizations and bottom-up regime change became much more common in the post-1974 era.¹¹ If these two factors prove to be sources of post-democratization declines in voting, then they are at least partly responsible for the difference between pre-third-wave and third-wave democracies shown in Figure 4.

I control for three aforementioned types of classic voter turnout predictors: institutional, political, and socio-economic (Geys 2006, Blais 2007, Stockemer 2016).¹² The first institutional factor is the type of political regime: parliamentary or (semi-)presidential. If the country's president is directly elected in a separately-held election, this reduces the salience of legislative elections and, therefore, voter turnout (Pacek, Pop-Eleches, and Tucker 2009). I operationalize this via dummy variables (*Semi-)Presidential* (directly elected presidencies = 1) and *Concurrent* (simultaneous presidential and legislative elections = 1). Voter turnout tends to be higher when voting is compulsory and when the electoral compulsion is enforced (Fornos, Power, and Garand 2004). The dummies *Compulsory* and *Compulsory Enforced* are respectively coded as one when voting is explicitly compulsory by law, and when sanctions for abstention exist and are enforced, at least sporadically. In Western democracies, more proportional electoral systems are associated with higher voter turnout because they incentivize citizens to vote and motivate parties to mobilize voters (Stockemer 2015). This is operationalized via the continuous variable *ADM* (average district magnitude: total number of

seats divided by the total number of electoral districts). I also control for the legal voting age (*Voting Age*), as its reduction contributed to voter turnout decline in established democracies (Franklin 2004).

Political factors comprise *Competitiveness* (the difference in the vote share between the party with the highest percentage of votes and the party with the second-highest percentage of votes) and *Decisiveness* (the absolute value of the difference between 50% of the votes and the vote share of the party with the highest percentage of votes). The greater these values, the less competitive (in terms of party competition) or decisive (in terms of policy outcomes) elections should be, depressing voter turnout (Franklin 2004). In terms of socio-economic factors, I include the natural logarithm of the size of the electorate in millions (*Electorate Size*) and the natural logarithm of the gross domestic product, measured in 1990 Geary-Khamis dollars (*GDP*). While the former should decrease turnout by diluting the importance of one's vote (Blais 2000), the latter should increase voter turnout by raising citizens' literacy and improving the conditions in which elections are conducted (Blais 2007). The analysis also includes regional dummies (*Africa, Asia, Latin America, Oceania, and North America*, with *Europe* serving as the reference category) to control for geographic and cultural specificities.¹³ Decade dummies (reference: *1990s*) allow for period effects; I expect that they will reflect the post-1970s declining trend reported by previous studies (see above).

Finally, given the time-series, cross-sectional nature of the data, it is necessary to be aware of four potential sources of statistical bias: unit heterogeneity, autocorrelation, contemporaneous correlation, and non-stationarity (Wilson and Butler 2007). To deal with unit heterogeneity, the usual approach in the social sciences is to apply fixed effects (Allison 2009). Nevertheless, the time-invariant nature of the main variables of interest (dummies in Hypotheses 1 and 2) and the data structure (for each new democracy, the number of time points $T = 1$) preclude the use of such a "within" model. Instead, I follow Pacek, Pop-Eleches, and Tucker's study (2009) and use a random effects model. I show in the Supplemental Material that the results are robust to a range of alternative modeling strategies.¹⁴ In addition, statistical tests suggested the presence of serial correlation (but neither contemporaneous correlation nor non-stationarity) in the data.¹⁵ As the data are

¹⁰ Benin and Mali are not included even though they nominally fulfil the criterion of 80% turnout, since their authoritarian regimes clearly did not achieve such participation levels. See the Supplemental Materials for a thorough discussion of these cases and a full list of mobilized dictatorships.

¹¹ Before 1974, 16% of democratizations were opposition-driven (replacements or transplacements), and 12% resulted from mobilized dictatorships. After 1974, these figures shifted to 47% and 33%, respectively.

¹² Most of these data come from the same sources as the voter turnout data (see the Supplemental Materials).

¹³ Given the results of Analysis 2 below, I also tested a post-Communist dummy for founding elections in post-Communist democracies. Its coefficient was statistically insignificant and did not alter the findings in Model C.

¹⁴ I tested these alternatives: ordinary least squares (OLS) regression of averaged data ($T = 1$ for both established and new democracies), a "hybrid" GLS model (Allison 2009), Prais-Winsten regression with panel-corrected standard errors, and pooled OLS with clustered standard errors. See the Supplemental Materials.

¹⁵ The tests were applied to subsets of the data where $T > 1$. The presence or absence of serial correlation was identified with the test suggested in Wooldridge (2010) ($H_0 =$ no first-order autocorrelation, $p < 0.001$), non-stationarity by Fisher-type tests discussed in Baltagi (2008) ($H_0 =$ panels are non-stationary, $p < 0.001$), and contempo-

TABLE 1. Voter Turnout Rates in the Founding Democratic Elections

	A	B	C
Founding Elections		6.74 (2.07)**	
Replacement (H1)			12.23 (2.95)***
Transplacement (H1)			6.92 (3.33)*
Transformation (H1)			-2.84 (3.10)
Adverse Intervention (H1)			6.23 (3.04)*
Foreign Liberation (H1)			5.10 (3.98)
Decolonization (H1)			-2.83 (4.51)
Authoritarian Mobilization (H2)			12.28 (3.15)***
Closeness	-0.10 (0.05)*	-0.09 (0.04)*	-0.09 (0.05)*
Decisiveness	-0.12 (0.08)	-0.14 (0.07)*	-0.14 (0.07) ⁺
(Semi-)Presidential System	-4.01 (1.93)*	-4.13 (2.09)*	-4.83 (2.00)*
Concurrent Elections	7.82 (1.97)**	6.29 (1.88)***	6.43 (1.78)***
Compulsory	8.74 (2.30)***	9.24 (2.28)***	9.64 (2.30)***
Compulsory Enforced	9.05 (2.00)***	7.37 (1.76)***	7.94 (1.75)***
ADM	-0.00 (0.02)	0.02 (0.02)	-0.00 (0.01)
Voting Age	-1.17 (0.67) ⁺	-1.21 (0.62)*	-1.24 (0.60)*
Electorate Size (ln)	-1.44 (1.09)	-2.43 (1.10)*	-2.63 (0.99)**
GDP (ln)	6.28 (1.58)***	3.97 (1.42)**	4.44 (1.34)***
1940s	14.10 (4.24)***	10.74 (3.85)**	11.51 (3.86)**
1950s	11.97 (3.93)**	8.96 (3.58)*	9.67 (3.58)**
1960s	11.43 (2.74)***	9.19 (2.46)***	9.67 (2.46)***
1970s	7.19 (1.36)***	5.75 (1.26)***	6.13 (1.28)***
1980s	4.28 (0.80)***	3.43 (0.78)***	3.62 (0.79)***
2000s	-3.93 (0.99)***	-3.37 (0.97)***	-3.26 (0.98)***
2010s	-4.93 (1.15)***	-4.07 (1.21)***	-4.02 (1.21)***
Continent Dummies	Yes	Yes	Yes
Constant	37.56 (13.18)**	65.09 (12.75)***	60.50 (12.74)***
Observations	453	533	533
R^2	0.57	0.51	0.55

⁺ $p < 0.10$, * $p < 0.05$, ** $p < 0.01$, *** $p < 0.001$. Clustered standard errors in parentheses. Elections in established democracies serve as the reference category in models B and C.

cross-sectionally dominated (the number of units $G > T$), I address this problem by using clustered standard errors (Wooldridge 2010, Section 13.8.2).

Results

The result of the first empirical analysis is reported in Table 1. The baseline model, Model A, includes only elections held in established democracies (453) and classic voter turnout predictors. Model B incorporates 80 founding democratic elections ($N = 533$).¹⁶ Finally, Model C tests Hypotheses 1 and 2. It is important to note that, in all three models, the regression coefficients of most classic voter turnout predictors remain in the expected direction. For instance, turnout rates are higher when voting is compulsory or when there is another simultaneously held election. Conversely, they are lower in less developed countries or large electorates.¹⁷ The decade dummies show that, as

expected, voter turnout started declining around the 1970s.¹⁸

Model B supports the common wisdom that democratization is associated with unusually high citizen participation. On average, voter turnout in founding elections is higher by approximately 6.7 percentage points than in “normal” democratic contests. However, the next model shows that this common wisdom needs to be refined. As suggested by Hypothesis 1, the democratization bonus tends to vary depending on the democratization path and, in particular, on the involvement of the opposition. When the regime change is entirely (replacements) or partially (transplacements) driven by the opposition forces, the bonus is the highest (12.2 and 6.9 pp, respectively). Conversely, when the involvement of the opposition is not decisive in the

aneous correlation with the test presented in Pesaran (2004) ($H_0 =$ no contemporaneous correlation, $p = 0.48$).

¹⁶ Eleven founding elections are not included in the analyses because of missing data on some of the independent variables.

¹⁷ Given the geographically varied composition of the data, the insignificant coefficient of ADM is congruent with the earlier finding

that that the effect of electoral systems is different in non-western democracies (Stockemer 2015).

¹⁸ According to the post-estimation Wald test, and in contrast to the difference between the 1960s and 1970s ($p = 0.02$), the difference between the 1940s and 1950s is not statistically significant ($p = 0.19$). To guarantee that the results are not affected by the progressive expansion of the pool of established democracies, I replicated Model A for seven democracies that consolidated by the early 1940s and for 21 democracies that consolidated before the mid-1970s. Both replications confirmed the declining trend observed in Table 1.

democratization process, the rise in voter turnout in the founding elections is weaker or insignificant. In particular, in democratizations safely controlled by the authoritarians (transformations), no participation bonus is observed.

The second hypothesis (H2) related to the mobilizing mechanism is also supported. In transitions from authoritarian regimes that conducted elections and mobilized their citizens to participate, turnout in the founding democratic elections is approximately 12.3 pp higher than in “normal” democratic elections, regardless of the democratization path. Consequently, in replacements from mobilized dictatorships, the estimated value of the democratization bonus is nearly 24.5 pp. If the democratization bonus predicts voter turnout declines, then this has important implications for understanding voter turnout dynamics in new democracies. This is explored in the second empirical analysis, in which the estimated democratization bonus becomes one of the predictors.¹⁹

ANALYSIS 2: THE CONSOLIDATION STAGE

Methods

The second empirical analysis models the post-democratization dynamic of voter turnout in the first six democratic elections. As the main interest now lies in turnout dynamics and the data structure allows it ($T > 1$ for all units), I apply fixed effects.²⁰ Since statistical tests indicate the presence of autocorrelation (but not of contemporaneous correlation or non-stationarity),²¹ I report clustered standard errors. However, various alternative model specifications give the same substantive results (see Section D in the Supplemental Materials).

To complete the test of the first two hypotheses (H1 and H2), which involve the mobilizing mechanism, the estimation of the democratization participation bonus from the first empirical analysis (i.e., the regression coefficients related to different forms of transitions and degrees of authoritarian mobilization) now becomes one of the predictors. It is important to note that fixed effects preclude including dummy and slowly changing variables in the model (Beck 2011). On the other hand, it is possible to interact such variables with normally

¹⁹ As the mobilizing mechanism pertains only to the positive effects of the democratization context, the Democratization Bonus variable takes into account only the effects of replacements, transplacements, adverse interventions, and foreign liberation. It attributes a value of zero to transformations and decolonizations, whose regression coefficients are substantively weak and statistically insignificant. This theoretically driven choice has no effect on the substantive findings of Analysis 2.

²⁰ This choice is driven mainly by the theory and the research question, since the Hausmann test (Hausmann 1978), which examines whether there is a systematic difference in the coefficients between the fixed and random effects specification (in which case the former would be preferred), is not entirely conclusive ($p > 0.06$).

²¹ The same tests as in Analysis 1: Wooldridge 2010 ($p = 0.06$), Baltagi 2008 ($p < 0.001$), and Pesaran 2004 ($p = 0.69$). As in the case of the Hausmann test, I adopt a conservative interpretation of the Wooldridge test and apply clustered standard errors.

changing variables, which is important for my theory. The corollary of the theoretical propositions developed above is that the dynamic of regime change is the strongest at the beginning of democratic consolidation and weakens over time. Therefore, *Democratization Bonus* (and other variables below) is interacted with a time-changing variable called *Election Sequence* that varies inversely with the election number and ranges from -1 to 0 . Accordingly, the impact of the Democratization Bonus will be the strongest for the first election (for which the bonus is multiplied by -1) and nonexistent for the sixth election (for which it is multiplied by 0). The values of Election Sequence are negative purely for ease of interpretation, since positive values of the Democratization Bonus are supposed to reduce voter turnout.

As for the predictors that correspond to the demobilizing mechanism, a non-interacted form of the Election Sequence variable is used to test the Democratic Illusion Hypothesis (H3). The Democratic Regime Performance Hypothesis (H4) is operationalized with the continuous variable *Economic Growth*, which measures the average annual economic growth (in percentage points of GDP) since the last election.²² To control for potential temporal or regional variation in Hypotheses 3 and 4, I tested the interactions of their respective operationalizations with the dummy variable *Third Wave* (coded as one (1) for countries that democratized after 1974) and with regional dummies. In the full model specification, I also include the time-varying control variables from Analysis 1: Closeness, Decisiveness, ADM, Electorate Size, and GDP.

Results

The results are presented in Table 2. All models strongly support Hypotheses 1 and 2, indicating that the democratization bonus contributes to declines in voter turnout. The regression coefficient is always in the hypothesized direction (i.e., negative), substantial, and highly statistically significant. Its value remains relatively close to -1 , which means that, in the processes of democratic consolidation, voter turnout gradually decreases by approximately the same amount by which it was increased by the democratization context in the founding election.

As for the Democratic Illusion Hypothesis (H3), it is clearly not supported. Once the initial mobilization (Models D-F) and other factors (Model G) are controlled for, democratic consolidation as such does not depress voter turnout. On the contrary, the coefficient of Election Sequence is positive, which means that, before 1974, voter turnout even tended to increase after democratization.

For post-1974 consolidations, Election Sequence must be added to its interaction with the Third Wave. In Model F, this interaction is negative, and it is

²² For the founding elections, I take the average annual growth over the preceding four years. An additional test (interaction with a dummy created for founding elections) did not find that pre-democratic economic growth has a different effect on voter turnout.

TABLE 2. Voter Turnout Rates in the First Six Democratic Elections

Model	D	E	F	G
Democratization Bonus*				
Election Sequence (H1, H2)	-1.09 (0.22)***	-0.98 (0.22)***	-0.68 (0.23)**	-0.72 (0.22)**
Election Sequence (H3)	0.62 (1.95)	0.66 (1.97)	3.78 (2.51)	5.82 (3.61)
Economic Growth (H4)		-0.29 (0.10)**	-0.23 (0.09)*	-0.23 (0.09)*
Third Wave * Election Sequence			-5.57 (3.28) ⁺	-5.46 (3.34)
Post-Communist * Election Sequence			-6.93 (4.08) ⁺	-7.75 (3.79)*
Closeness				-0.03 (0.06)
Decisiveness				-0.27 (0.07)***
ADM				0.00 (0.01)
Electorate Size (ln)				-2.20 (2.55)
GDP (ln)				-2.10 (2.83)
Country Dummies	Yes	Yes	Yes	Yes
Constant	67.93 (0.79)***	68.64 (0.89)***	68.29 (0.84)***	94.52 (24.77)***
Observations	494	454	454	449
R ²	0.77	0.79	0.80	0.82

⁺ $p < 0.10$, * $p < 0.05$, ** $p < 0.01$, *** $p < 0.001$. Clustered standard errors in parentheses. The non-interacted versions of the Democratization Bonus, Third Wave and Post-Communist are absorbed by the fixed effects.

substantively and statistically significant. This suggests that, like in established democracies, there is a difference between the pre-1974 era, which was more conducive to participation, and the post-1974 era. However, the combination of the interaction (Third Wave * Election Sequence) with the main term (Election Sequence) yields only a weakly negative coefficient (-1.8) that is statistically insignificant ($p = 0.46$). Moreover, when the time-variant controls are added (Model G), the combined coefficient becomes (slightly) positive (0.4). This reveals that the (insignificant) decline observed in Model F can be accounted for by shifts in the standard voter turnout rate. There is no evidence that democratic consolidation has a specific effect that depresses electoral participation. The only exception to this general finding concerns post-Communist democracies.²³ In those countries, voting rates tended to decline by 7.4 percentage points in addition to the contribution of the democratization bonus.

The Democratic Regime Performance Hypothesis (H4) is also invalidated, since the coefficient of Economic Growth is in the wrong direction and of little substantive meaning. The model indicates that, in a country with an average GDP growth (2% for the dataset), turnout tended to decrease (not increase, as hypothesized) by a relatively negligible amount, ranging between 0.58 (Model E) and 0.46 (Model F and G) percentage points.²⁴

The results of the second analysis, which were tested for robustness on various subsets of the data (see the Supplemental Materials), are graphically summarized in Figure 5. The figure displays the predicted voter

turnout rates for maximal and zero values of the democratization bonus based on Model G. In addition, I plot an estimation of the voter turnout standard rate, which corresponds to an out-of-sample prediction of voter turnout combining the characteristics of new democracies (those studied in the second analysis) and the regression coefficients from established democracies (replication of Model A in the first analysis).²⁵ It amounts to the level of voter turnout that would be expected in any established democracy with the same characteristics as the new democracies.

Figure 5 clearly shows that, after democratization, the presence and magnitude of the voter turnout decline depends on the mobilizing mechanism. If voter turnout is not boosted in the founding elections (the democratization bonus is zero), then the consolidation process as such does not depress electoral participation, and voter turnout rates oscillate around the standard voter turnout rate. This corresponds to an increasing trend in pre-1974 new democracies and a decreasing trend in post-1974 new democracies. This once again suggests that, when democratization and consolidation dynamics are controlled for, voter turnout in new democracies follows an evolution similar to that observed in established democracies.²⁶ At the same

²⁵ For each election in new democracies i , the prediction \hat{Y}_i corresponds to:

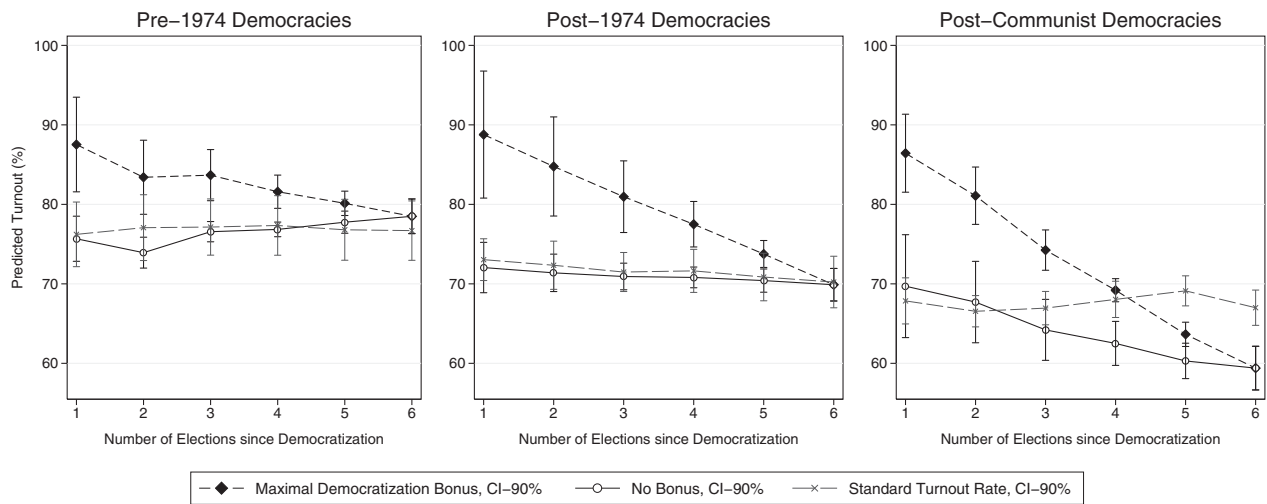
$$\hat{Y}_i = \alpha_{established} + \sum_{j=1}^J \beta_{j\,established} * X_{ji}$$

The predictors X_{ji} are the same as in Model A. Since my analysis suggests that, in post-Communist democracies, the demobilizing mechanism is at play (voter turnout may decline below what would be expected in other countries), the estimation of the coefficients from consolidated democracies excludes 17 elections held in countries with a communist past ($N = 436$ instead of 453).

²⁶ The weight of the factors that contribute to this dynamic (classic voter turnout predictors and, presumably, citizens' characteristics) may differ. Table 2 shows that, in new democracies, the change in

²³ The other interactions of Election Sequence with regional dummies proved neither substantially nor statistically significant. See Section D in the Supplemental Materials.

²⁴ None of the interactions between Economic Growth and regional or Third Wave dummies were statistically significant.

FIGURE 5. Predicted Voter Turnout Dynamics in New Democracies

Note: The figure examines only new democracies for which data are available from all the first six democratic elections (18 pre-1974, 22 post-1974 and 17 postcommunist democracies).

time, the figure corroborates the exceptionality of post-Communist democracies. By the sixth election, their voting rates sank well below the standard voter turnout rate. Thus, the demobilizing mechanism warrants further investigation in these cases, which I discuss below. Together, these findings deconstruct the difference between post-1974 and pre-1974 voter turnout rates, as shown in Figure 4. There is no evidence that, in the third wave of democratization, voter turnout declines became more frequent because of democratic consolidation. Except for in post-Communist democracies, turnout tended to decline because of different democratization contexts (i.e., more frequent opposition-driven democratizations and mobilized dictatorships) and change in factors that are not specific to new democracies.

CONCLUSION

The present article draws on the most exhaustive empirical material to date on voter turnout dynamics in new democracies. Scrutinizing all cases of democratic consolidations between 1939 and 2015, it challenges the currently held expectation in political science that the process of democratic consolidation automatically triggers a voter turnout decline. Voter turnout declines in new democracies appear to be almost entirely a function of what happens before regime change, not what happens afterwards. These declines occur in countries in which the democratization process is driven by the opposition and in which the previous regime required

a strong degree of electoral mobilization. According to my interpretation, these factors boost voter turnout above the standard voter turnout rate in the founding elections. Thus, the voter turnout rate in founding elections is above the level that would be expected in an established democracy with the same characteristics. After the founding elections, however, these effects vanish, which makes voter turnout decline progressively to the standard level.

It is true that, since the 1970s, voter turnout declines have become more frequent in consolidating democracies, regardless of the initial mobilization in the founding elections. Nevertheless, this is a tendency that new democracies share with established democracies and that, presumably, reflects well-documented global changes in democratic politics and citizens' characteristics. Moreover, when the usual predictors of voter turnout are controlled for in new democracies, the shift brought by the third wave of democratization moves from a positive turnout trend to no trend (rather than to a decline). Ultimately, with the exception of post-Communist democracies, there is no evidence that democratic consolidation depresses voter turnout.

Post-Communist democracies are the only new democracies in which voter turnout declined below the standard rate and, thus, where democratic consolidation, not just unusually high initial mobilization, may have depressed voter turnout. However, the concrete causal mechanism in these cases remains unknown. Existing studies on the region have found little explanatory power in the factors through which consolidation is usually expected to depress turnout, such as widespread corruption (Kostadinova 2009), economic disenchantment (Pacek, Pop-Eleches, and Tucker 2009) and dissatisfaction with democracy (Kostelka 2015). The findings of this article invite researchers to pay more attention to alternative

the voter turnout trend that started around the 1970s is due to a combination of variables measuring time (Third wave * Election Sequence) and the classic voter turnout predictors. In established democracies, time variables indicate a declining trend even when controlling for the classic voter turnout predictors (see Analysis 1).

explanations that may complement the democratic consolidation accounts.

One possible explanation relates to post-Communist citizens' attitudinal and value characteristics. If these characteristics are particularly unfavorable to voting and date back to the communist era (Mishler and Rose 1997; Bernhagen and Marsh 2007; see also Kostelka 2014, 959–961), then it may be that the standard rate in the post-Communist region is simply lower than elsewhere in the world. This would imply that the mobilizing mechanism is responsible for an even larger share of the post-Communist decline. Another alternative explanation pertains to voter registration. In most post-Communist democracies, voter registration is automatic, inclusive (based on population registers), and lifelong. In contrast to countries such as Canada or France (let alone the United States), practically all citizens remain eligible to vote, even when abroad, and are counted in the official voter turnout rates throughout their adulthood. Moreover, many post-Communist democracies are located near rich Western countries, and these Western democracies attracted a large number of immigrants from post-Communist countries during the post-Communist consolidation period. According to some estimates, East-West migration accounts for several percentage points of the post-Communist decline (Comşa 2015; Kostelka 2017). Future research could use this article as a departure point and include these factors in a comprehensive study of the post-Communist voting rates.

SUPPLEMENTARY MATERIALS

To view supplementary material for this article, please visit <https://doi.org/10.1017/S0003055417000259>.

Replication files will be found on Dataverse at <https://doi.org/10.7910/DVN/MYSRXT> as of September 1st, 2017.

REFERENCES

- Allison, Paul David. 2009. *Fixed Effects Regression Models*. Los Angeles, CA: SAGE.
- Baltagi, Badi H. 2008. *Econometric Analysis of Panel Data*. Chichester, UK: John Wiley & Sons Ltd.
- Beck, Nathaniel. 2011. "Of Fixed-Effects and Time-Invariant Variables." *Political Analysis* 19 (2): 119–22.
- Bernhagen, Patrick, and Michael Marsh. 2007. "Voting and Protesting: Explaining Citizen Participation in Old and New European Democracies." *Democratization* 14 (1): 44–72.
- Blais, André. 2000. *To Vote or Not to Vote? The Merits and Limits of Rational Choice Theory*. Pittsburgh, PA: University of Pittsburgh Press.
- Blais, André. 2007. "Turnout in Elections." In *The Oxford Handbook of Political Behavior*, eds. Hans-Dieter Klingemann and Russell J. Dalton. Oxford, UK: Oxford University Press, 621–35.
- Blais, André, Elisabeth Gidengil, and Neil Nevitte. 2004. "Where Does Turnout Decline Come From?" *European Journal of Political Research* 43 (2): 221–36.
- Blais, André, and Daniel Rubenson. 2013. "The Source of Turnout Decline: New Values or New Contexts?" *Comparative Political Studies* 46 (1): 95–117.
- Campbell, Angus, Philip E. Converse, Warren E. Miller, and Donald E. Stokes. 1960. *The American Voter*. Chicago, IL: University of Chicago Press.
- Carlin, Ryan. 2006. "The Decline of Citizen Participation in Electoral Politics in Post-Authoritarian Chile." *Democratization* 13 (4): 632–51.
- Chang, Alex. 2012. "Youth Participation in East Asia." In Taipei. http://www.asianbarometer.org/newenglish/publications/ConferencePapers/2012_9conference/Paper5.pdf.
- Coffé, Hilde, and Tanja van der Lippe. 2010. "Citizenship Norms in Eastern Europe." *Social Indicators Research* 96 (3): 479–96.
- Comşa, Mircea. 2015. "Turnout Decline in Romanian National Elections: Is It That Big?" *Studia UBB Sociologia* 60 (2): 59–83.
- Dahl, Robert Alan. 1971. *Polyarchy: Participation and Opposition*. New Haven, CT: Yale University Press.
- Dalton, Russell J. 2000. "Citizen Attitudes and Political Behavior." *Comparative Political Studies* 33 (6-7): 912–40.
- Fornos, Carolina A., Timothy J. Power, and James C. Garand. 2004. "Explaining Voter Turnout in Latin America, 1980 to 2000." *Comparative Political Studies* 37 (8): 909–40.
- Franklin, Mark N. 2002. "The Dynamics of Electoral Participation." In *Comparing Democracies 2: New Challenges in the Study of Elections and Voting*, eds. Lawrence LeDuc, Richard G. Niemi, and Pippa Norris. London, UK: SAGE, 148–65.
- Franklin, Mark N. 2004. *Voter Turnout and the Dynamics of Electoral Competition in Established Democracies since 1945*. New York, NY: Cambridge University Press.
- Gallego, Aina. 2009. "Where Else Does Turnout Decline Come From? Education, Age, Generation and Period Effects in Three European Countries." *Scandinavian Political Studies* 32 (1): 23–44.
- Gasiorowski, Mark J., and Timothy J. Power. 1998. "The Structural Determinants of Democratic Consolidation Evidence from the Third World." *Comparative Political Studies* 31 (6): 740–71.
- Gerber, Alan S., Donald P. Green, and Ron Shachar. 2003. "Voting May Be Habit-Forming: Evidence from a Randomized Field Experiment." *American Journal of Political Science* 47 (3): 540–50.
- Geys, Benny. 2006. "Explaining Voter Turnout: A Review of Aggregate-Level Research." *Electoral Studies* 25 (4): 637–63.
- Gray, Mark, and Miki Caul. 2000. "Declining Voter Turnout in Advanced Industrial Democracies, 1950 to 1997: The Effects of Declining Group Mobilization." *Comparative Political Studies* 33 (9): 1091–122.
- Hausman, Jerry A. 1978. "Specification Tests in Econometrics." *Econometrica* 46 (6): 1251–71.
- Herron, Erik. 2009. *Elections and Democracy after Communism?* Basingstoke, UK: Palgrave Macmillan.
- Hughes, S., and M. A. Guerrero. 2009. "The Disenchanted Voter: Emotional Attachment, Social Stratification, and Mediated Politics in Mexico's 2006 Presidential Election." *The International Journal of Press/Politics* 14 (3): 353–75.
- Huntington, Samuel P. 1991. *The Third Wave: Democratization in the Late 20th Century*. Norman, OK: University of Oklahoma Press.
- Inglehart, Ronald. 1990. *Culture Shift in Advanced Industrial Society*. Princeton, NJ: Princeton University Press.
- Inglehart, Ronald, and Gabriela Catterberg. 2002. "Trends in Political Action: The Developmental Trend and the Post-Honeymoon Decline." *International Journal of Comparative Sociology* 43 (3-5): 300–16.
- Klingemann, Hans-Dieter. 2014. "Dissatisfied Democrats. Evidence from Old and New Democracies." In *The Civic Culture Transformed From Allegiant to Assertive Citizens*, eds. Russell J. Dalton and Christian Welzel. Cambridge, UK: Cambridge University Press, 126–57.
- Klingemann, Hans-Dieter, and Russell J. Dalton. 2007. "Citizens and Political Behaviour." In *The Oxford Handbook of Political Behavior*, eds. Russell J. Dalton and Hans-Dieter Klingemann. Oxford, UK: Oxford University Press, 3–28.
- Knutsen, Oddbjørn. 2007. "24. The Decline of Social Class?" In *The Oxford Handbook of Political Behavior*, Oxford, UK: Oxford University Press, 457–81.
- Konzelmann, Laura, Corina Wagner, and Hans Rattinger. 2012. "Turnout in Germany in the Course of Time: Life Cycle and Cohort Effects on Electoral Turnout from 1953 to 2009." *Electoral Studies* 31 (2): 250–61.
- Kostadinova, Tatiana. 2003. "Voter Turnout Dynamics in post-Communist Europe." *European Journal of Political Research* 42 (6): 741–59.

- Kostadinova, Tatiana. 2009. "Abstain or Rebel: Corruption Perceptions and Voting in East European Elections." *Politics & Policy* 37 (4): 691–714.
- Kostadinova, Tatiana, and Timothy J. Power. 2007. "Does Democratization Depress Participation? Voter Turnout in the Latin American and Eastern European Transitional Democracies." *Political Research Quarterly* 60 (3): 363–77.
- Kostelka, Filip. 2014. "The State of Political Participation in Post-Communist Democracies: Low but Surprisingly Little Biased Citizen Engagement." *Europe-Asia Studies* 66 (6): 945–68.
- Kostelka, Filip. 2015. "To Mobilise and Demobilise: The Puzzling Decline of Voter Turnout in Post-Communist Democracies." PhD Dissertation, Centre d'études européennes, Sciences Po, Paris.
- Kostelka, Filip. 2017. "Distant Souls: Post-Communist Emigration and Voter Turnout." *Journal of Ethnic and Migration Studies* 43 (7): 1061–83.
- Lehoucq, Fabrice, and David L. Wall. 2004. "Explaining Voter Turnout Rates in New Democracies: Guatemala." *Electoral Studies* 23 (3): 485–500.
- Linz, Juan J., and Alfred Stepan. 1996. *Problems of Democratic Transition and Consolidation: Southern Europe, South America, and Post-Communist Europe*. Baltimore, MD: Johns Hopkins University Press.
- Lyons, William, and Robert Alexander. 2000. "A Tale of Two Electorates: Generational Replacement and the Decline of Voting in Presidential Elections." *The Journal of Politics* 62 (4): 1014–34.
- Marshall, Monty G. 2016. *Polity IV Project: Dataset Users' Manual*. Center for Systemic Peace.
- Mayer, Nonna. 2010. *Sociologie des comportements politiques*. Paris, FR: Armand Colin.
- McDonald, Michael P., and Samuel L. Popkin. 2001. "The Myth of the Vanishing Voter." *American Political Science Review* 95 (4): 963–74.
- McDonough, Peter, Doh C. Shin, and José Álvaro Moisés. 1998. "Democratization and Participation: Comparing Spain, Brazil, and Korea." *The Journal of Politics* 60 (4): 919–53.
- Miller, Warren E., and J. Merrill Shanks. 1996. *The New American Voter*. Cambridge, MA: Harvard University Press.
- Mishler, William, and Richard Rose. 1997. "Trust, Distrust and Skepticism: Popular Evaluations of Civil and Political Institutions in Post-Communist Societies." *The Journal of Politics* 59 (2): 418–51.
- Nohlen, Dieter, ed. 2005. *Elections in the Americas: South America*. Oxford, UK: Oxford University Press.
- Nohlen, Dieter, Florian Grotz, and Christof Hartmann, eds. 2001. *Elections in Asia and the Pacific: The Middle East, Central Asia, and South Asia*. Oxford, UK: Oxford University Press.
- Nohlen, Dieter, Michael Krennerich, and Bernhard Thibaut, eds. 1999. *Elections in Africa: A Data Handbook*. Oxford, UK: Oxford University Press.
- Nohlen, Dieter, and Philip Stöver, eds. 2010. *Elections in Europe: A Data Handbook*. Baden-Baden, Germany: Nomos Verlagsgesellschaft.
- Norris, Pippa. 2002. *Democratic Phoenix: Reinventing Political Activism*. Cambridge, UK: Cambridge University Press.
- Norris, Pippa. 2011. *Democratic Deficit: Critical Citizens Revisited*. New York, NY: Cambridge University Press.
- O'Donnell, Guillermo, Philippe C. Schmitter, and Laurence Whitehead. 1986. *Transitions from Authoritarian Rule, Vol. 4: Tentative Conclusions about Uncertain Democracies*. Baltimore, MD: Johns Hopkins University Press.
- Pacek, Alexander C., Grigore Pop-Eleches, and Joshua A. Tucker. 2009. "Disenchanted or Discerning: Voter Turnout in Post-Communist Countries." *The Journal of Politics* 71 (2): 473–91.
- Pesaran, Mohammad Hashem. 2004. "General Diagnostic Tests for Cross Section Dependence in Panels." Faculty of Economics, University of Cambridge. Cambridge Working Papers in Economics.
- Plutzer, Eric. 2002. "Becoming a Habitual Voter: Inertia, Resources, and Growth in Young Adulthood." *American Political Science Review* 96 (1): 41–56.
- Przeworski, Adam, Michael E. Alvarez, Jose Antonio Cheibub, and Fernando Limongi. 2000. *Democracy and Development: Political Institutions and Well-Being in the World, 1950–1990*. New York, NY: Cambridge University Press.
- Putnam, Robert. 2000. *Bowling Alone*. New York: Simon & Schuster.
- Rose, Richard, and Neil Munro. 2003. *Elections and Parties in New European Democracies*. Washington D.C.: CQ Press.
- Rupnik, Jacques. 1996. "The Post-Totalitarian Blues." In *The Global Resurgence of Democracy*, eds. Larry Jay Diamond and Marc F. Plattner. Baltimore, MD: Johns Hopkins University Press, 365–78.
- Rustow, Dankwart A. 1970. "Transitions to Democracy: Toward a Dynamic Model." *Comparative Politics* 2 (3): 337–63.
- Schumpeter, Joseph Alois. 1942. *Capitalism, Socialism and Democracy*. New York, NY: Harper.
- Stockemer, Daniel. 2015. "District Magnitude and Electoral Turnout: A Macro-Level Global Analysis." *Acta Politica* 50 (1): 82–100.
- Stockemer, Daniel. 2016. "What Affects Voter Turnout? A Review Article/Meta-Analysis of Aggregate Research." *Government and Opposition*. <https://doi.org/10.1017/gov.2016.30>
- Svolik, Milan. 2008. "Authoritarian Reversals and Democratic Consolidation." *American Political Science Review* 102 (2): 153–68.
- Svolik, Milan. 2015. "Which Democracies Will Last? Coups, Incumbent Takeovers, and the Dynamic of Democratic Consolidation." *British Journal of Political Science* 45 (4): 715–38.
- Turner, Arthur W. 1993. "Postauthoritarian Elections." *Comparative Political Studies* 26 (3): 330–49.
- Wass, Hanna. 2007. "The Effects of Age, Generation and Period on Turnout in Finland 1975–2003." *Electoral Studies* 26 (3): 648–59.
- Wattenberg, Martin P. 2003. "Electoral Turnout: The New Generation Gap." *British Elections & Parties Review* 13 (1): 159–73.
- Welzel, Christian, and Ronald Inglehart. 2006. "Emancipative Values and Democracy: Response to Hadenius and Teorell." *Studies in Comparative International Development* 41 (3): 74–94.
- Wilson, Sven E., and Daniel M. Butler. 2007. "A Lot More to Do: The Sensitivity of Time-Series Cross-Section Analyses to Simple Alternative Specifications." *Political Analysis* 15 (2): 101–23.
- Wooldridge, Jeffrey M. 2010. *Econometric Analysis of Cross Section and Panel Data*. Cambridge, MA: MIT Press.