



HAL
open science

Transformation invariance in pattern recognition - tangent distance and tangent propagation

Patrice Y. Simard, Yann A. Le Cun, John S. Denker, Bernard Victorri

► **To cite this version:**

Patrice Y. Simard, Yann A. Le Cun, John S. Denker, Bernard Victorri. Transformation invariance in pattern recognition - tangent distance and tangent propagation. *Neural Networks: Tricks on the Trade*, 1524, Springer-Verlag, pp.239-274, 1998, Lectures Notes in Computer Science. halshs-00009505

HAL Id: halshs-00009505

<https://shs.hal.science/halshs-00009505>

Submitted on 8 Mar 2006

HAL is a multi-disciplinary open access archive for the deposit and dissemination of scientific research documents, whether they are published or not. The documents may come from teaching and research institutions in France or abroad, or from public or private research centers.

L'archive ouverte pluridisciplinaire **HAL**, est destinée au dépôt et à la diffusion de documents scientifiques de niveau recherche, publiés ou non, émanant des établissements d'enseignement et de recherche français ou étrangers, des laboratoires publics ou privés.

Transformation Invariance in Pattern Recognition – Tangent Distance and Tangent Propagation

Patrice Y. Simard¹, Yann A. Le Cun¹, John S. Denker¹, Bernard Victorri²

¹ Image Processing Services Research Lab, AT& T Labs - Research, 100 Schulz Drive, Red Bank, NJ 07701-7033, USA

² Universite de Caen, Esplanade de la Paix - 14032 Caen Cedex - France

Abstract. In pattern recognition, statistical modeling, or regression, the amount of data is the most critical factor affecting the performance. If the amount of data and computational resources are near infinite, many algorithms will provably converge to the optimal solution. When this is not the case, one has to introduce regularizers and a-priori knowledge to supplement the available data in order to boost the performance. Invariance (or known dependence) with respect to transformation of the input is a frequent occurrence of such a-priori knowledge. In this chapter, we introduce the concept of tangent vectors, which compactly represent the essence of these transformation invariances, and two classes of algorithms, “Tangent distance” and “Tangent propagation”, which make use of these invariances to improve performance.

1 Introduction

Pattern Recognition is one of the main tasks of biological information processing systems, and a major challenge of computer science. The problem of pattern recognition is to classify objects into categories, given that objects in a particular category may vary widely, while objects in different categories may be very similar. A typical example is handwritten digit recognition. Characters, typically represented as fixed-size images (say 16 by 16 pixels), must be classified into one of 10 categories using a *classification function*. Building such a classification function is a major technological challenge, as variabilities among objects of the same class must be eliminated, while differences between objects of different classes must be identified. Since classification functions for most real pattern recognition tasks are too complicated to be synthesized “by hand”, automatic techniques must be devised to construct the classification function from a set of labeled examples (the training set). These techniques can be divided into two camps, according to the number of parameters they are requiring: the “memory based” algorithms, which use a (compact) representation of the training set, and the “learning” techniques, which require adjustments of a comparatively small number of parameters (during training) to compute the classification function. This distinction can be somewhat arbitrary because some classification algorithms,

for instance Learning vector quantization or LVQ, are hybrids. The distinction serves our purpose, nonetheless, because memory based algorithms often rely on a metric which can be modified to incorporate transformation invariances, while learning based algorithms consist of selecting a classification function, the derivatives of which can be constrained to reflect the same transformation invariances. The two methods for incorporating invariances are different enough to justify two independent sections.

1.1 Memory based algorithms

To compute the classification function, many practical pattern recognition systems, and several biological models, simply store all the examples, together with their labels, in a memory. Each incoming pattern can then be compared to all the stored prototypes, and the label associated with the prototype that best matches the input can be output-ed. The above method is the simplest example of the *memory-based* models. Memory-based models require three things: a *distance measure* to compare inputs to prototypes, an *output function* to produce an output by combining the labels of the prototypes, and a *storage scheme* to build the set of prototypes.

All three aspects have been abundantly treated in the literature. Output functions range from simply voting the labels associated with the k closest prototypes (K-Nearest Neighbors), to computing a score for each class as a linear combination of the distances to all the prototypes, using fixed [21] or learned [5] coefficients. Storage schemes vary from storing the entire training set, to picking appropriate subsets of it (see [8], chapter 6, for a survey) to learning algorithms such as Learning Vector Quantization (LVQ) [17] and gradient descent. Distance measures can be as simple as the Euclidean distance, assuming the patterns and prototypes are represented as vectors, or more complex as in the generalized quadratic metric [10] or in elastic matching methods [15].

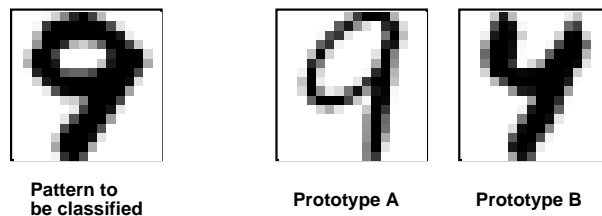


Fig. 1. According to the Euclidean distance the pattern to be classified is more similar to prototype B. A better distance measure would find that prototype A is closer because it differs mainly by a rotation and a thickness transformation, two transformations which should leave the classification invariant.

A simple but inefficient pattern recognition method is to combine a simple distance measure, such as Euclidean distance between vectors, with a very large

set of prototypes. This method is inefficient because almost all possible instances of a category must be present in the prototype set. In the case of handwritten digit recognition, this means that digits of each class in all possible positions, sizes, angles, writing styles, line thicknesses, skews, etc... must be stored. In real situations, this approach leads to impractically large prototype sets or to mediocre recognition accuracy as illustrated in Figure 1. An unlabeled image of a thick, slanted “9” must be classified by finding the closest prototype image out of two images representing respectively a thin, upright “9” and a thick, slanted “4”. According to the Euclidean distance (sum of the squares of the pixel to pixel differences), the “4” is closer. The result is an incorrect classification.

The classical way of dealing with this problem is to use a so-called *feature extractor* whose purpose is to compute a representation of the patterns that is minimally affected by transformations of the patterns that do not modify their category. For character recognition, the representation should be invariant with respect to position, size changes, slight rotations, distortions, or changes in line thickness. The design and implementation of feature extractors is the major bottleneck of building a pattern recognition system. For example, the problem illustrated in Figure 1 can be solved by deslanting and thinning the images.

An alternative to this is to use an invariant *distance measure* constructed in such a way that the distance between a prototype and a pattern will not be affected by irrelevant transformations of the pattern or of the prototype. With an invariant distance measure, each prototype can match many possible instances of pattern, thereby greatly reducing the number of prototypes required.

The natural way of doing this is to use “deformable” prototypes. During the matching process, each prototype is deformed so as to best fit the incoming pattern. The quality of the fit, possibly combined with a measure of the amount of deformation, is then used as the distance measure [15]. With the example of Figure 1, the “9” prototype would be rotated and thickened so as to best match the incoming “9”. This approach has two shortcomings. First, a set of allowed deformations must be known a priori. Fortunately, this is the case for many tasks, including character recognition. Second, the search for the best-matching deformation is often enormously expensive, and/or unreliable. Consider the case of patterns that can be represented by vectors. For example, the pixel values of a 16 by 16 pixel character image can be viewed as the components of a 256-dimensional vector. One pattern, or one prototype, is a point in this 256-dimensional space. Assuming that the set of allowable transformations is continuous, the set of all the patterns that can be obtained by transforming one prototype using one or a combination of allowable transformations is a surface in the 256-D pixel space. More precisely, when a pattern P is transformed (e.g. rotated) according to a transformation $s(P, \alpha)$ which depends on one parameter α (e.g. the angle of the rotation), the set of all the transformed patterns

$$S_P = \{x \mid \exists \alpha \text{ for which } x = s(P, \alpha)\} \quad (1)$$

is a one-dimensional curve in the vector space of the inputs. In the remainder of this chapter, we will always assume that we have chosen s be differentiable with respect to both P and α and such that $s(P, 0) = P$.

When the set of transformations is parameterized by n parameters α_i (rotation, translation, scaling, etc.), the intrinsic dimension of the manifold S_P is at most n . For example, if the allowable transformations of character images are horizontal and vertical shifts, rotations, and scaling, the surface will be a 4-dimensional manifold.

In general, the manifold will not be linear. Even a simple image translation corresponds to a highly non-linear transformation in the high-dimensional pixel space. For example, if the image of a “8” is translated upward, some pixels oscillate from white to black and back several times. Matching a deformable prototype to an incoming pattern now amounts to finding the point on the surface that is at a minimum distance from the point representing the incoming pattern. Because the manifold is non-linear, the matching can be very expensive and unreliable. Simple minimization methods such as gradient descent (or conjugate gradient) can be used to find the minimum-distance point, however, these methods only converge to a *local* minimum. In addition, running such an iterative procedure for each prototype is prohibitively expensive.

If the set of transformations happens to be linear in pixel space, then the manifold is a linear subspace (a plane). The matching procedure is then reduced to finding the shortest distance between a point (vector) and a plane: an easy-to-solve quadratic minimization problem. This special case has been studied in the statistical literature and is sometimes referred to as Procrustes analysis [24]. It has been applied to signature verification [12] and on-line character recognition [26].

This chapter considers the more general case of non-linear transformations such as geometric transformations of gray-level images. Remember that even a simple image translation corresponds to a highly non-linear transformation in the high-dimensional pixel space. The main idea of the chapter is to approximate the surface of possible transforms of a pattern by its tangent plane at the pattern, thereby reducing the matching to finding the shortest distance between two planes. This distance is called the *Tangent Distance*. The result of the approximation is shown in Figure 2, in the case of rotation for handwritten digits. At the top of the figure, is the theoretical curve in pixel space which represents equation (1), together with its linear approximation. Points of the transformation curve are depicted below for various amounts of rotation (each angle corresponds to a value of α). The bottom of Figure 2 depicts the linear approximation of the curve $s(P, \alpha)$ given by the Taylor expansion of s around $\alpha = 0$:

$$s(P, \alpha) = s(P, 0) + \alpha \frac{\partial s(P, \alpha)}{\partial \alpha} + O(\alpha^2) \approx P + \alpha T \quad (2)$$

This linear approximation is completely characterized by the point P and the tangent vector $T = \frac{\partial s(P, \alpha)}{\partial \alpha}$. Tangent vectors, also called the Lie derivatives of the transformation s , will be the subject of section 4. As can be seen from Figure 2, for small angles ($\|\alpha\| < 1$), the approximation is very good.

Figure 3 illustrates the difference between the Euclidean distance, the full invariant distance (minimum distance between manifolds) and the tangent distance. In the figure, both the prototype and the pattern are deformable (two-

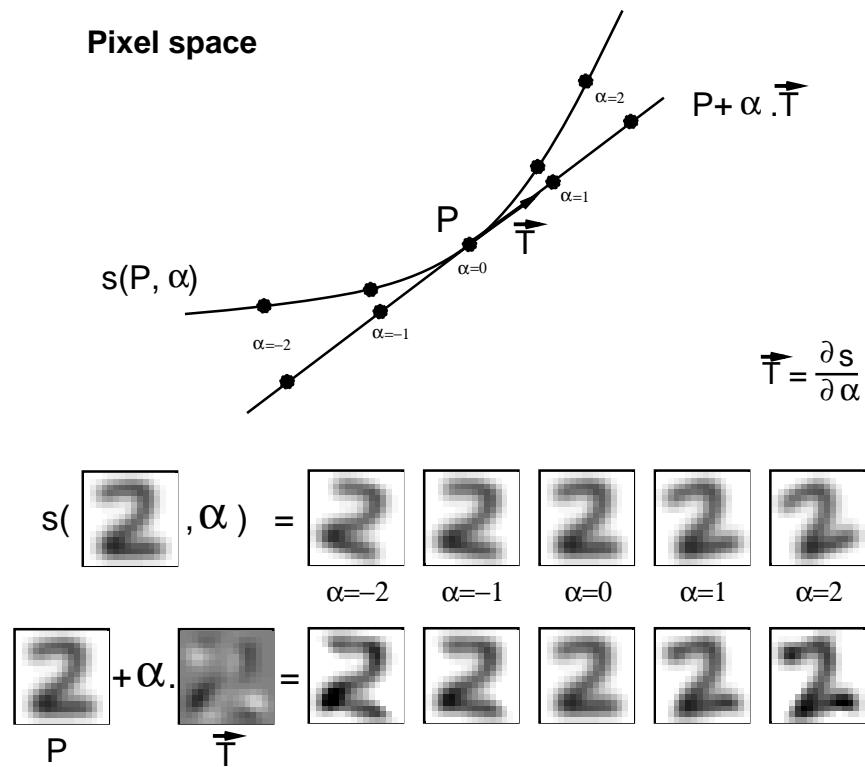


Fig. 2. Top: Representation of the effect of the rotation in pixel space. Middle: Small rotations of an original digitized image of the digit “2”, for different angle values of α . Bottom: Images obtained by moving along the tangent to the transformation curve for the same original digitized image P by adding various amounts (α) of the tangent vector T .

sided distance), but for simplicity or efficiency reasons, it is also possible to deform only the prototype or only the unknown pattern (one-sided distance).

Although in the following we will concentrate on using tangent distance to recognize images, the method can be applied to many different types of signals: temporal signals, speech, sensor data...

1.2 Learning based algorithms

Rather than trying to keep a representation of the training set, it is also possible to compute the classification function by learning a set of parameters from the finite training set. This is the approach taken in neural networks. Let $F(x)$ be the (unknown) function to be learned, $B = \{(x_1, F(x_1)), \dots, (x_p, F(x_p))\}$ be a finite set of training data taken from a constant statistical distribution \mathcal{P} , and let $G_w(x)$ be a set of functions, indexed by the vector of parameters w . The task

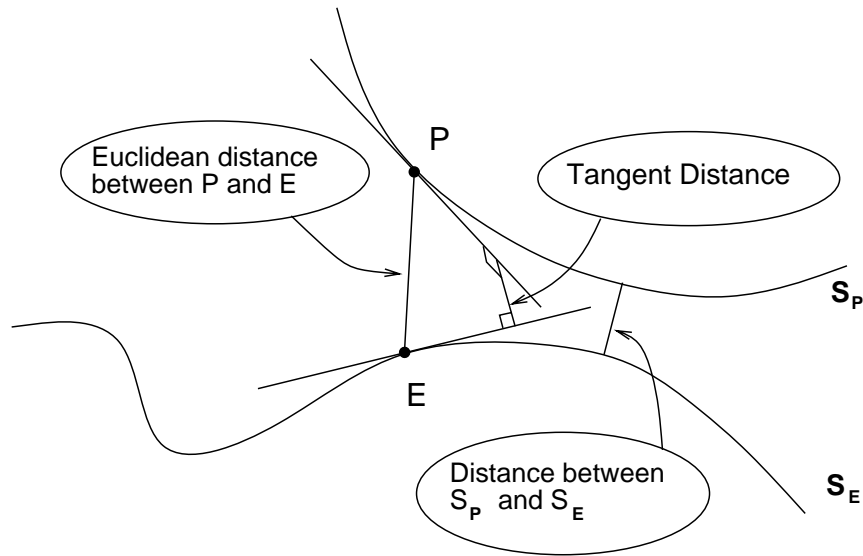


Fig. 3. Illustration of the Euclidean distance and the tangent distance between P and E . The curves S_p and S_e represent the sets of points obtained by applying the chosen transformations (for example translations and rotations) to P and E . The lines going through P and E represent the tangent to these curves. Assuming that working space has more dimensions than the number of chosen transformations (on the diagram, assume 3D) the tangent spaces do not intersect and the tangent distance is uniquely defined.

is to find a value for w from the finite training data set B such that G_w best approximates F on its input x . For example, G_w may be the function computed by a neural net and the vector w may be the neural net's weights, or G_w may be a polynomial and w its coefficients. Without additional information, finding a value for w is an ill-posed problem because the training set does not provide enough information to distinguish the best solution among all the candidates w s. This problem is illustrated in Figure 4 (left). The desired function F (solid line) is to be approximated by a functions G_w (dotted line) from four examples $\{(x_i, F(x_i))\}_{i=1,2,3,4}$. As exemplified in the picture, the fitted function G_w largely disagrees with the desired function F between the examples, but it is not possible to infer this from the training set alone. Many values of w can generate many different function G_w , some of which may be terrible approximations of F , even though they are in complete agreement with the training set. Because of this, it is customary to add “regularizers”, or additional constraints, to restrict the search of an acceptable w . For example, we may require the function G_w to be “smooth”, by adding the constraint that $\|w\|^2$ should be minimized. It is important that the regularizer reflects a property of F , hence regularizers require additional a-priori knowledge about the function to be modeled.

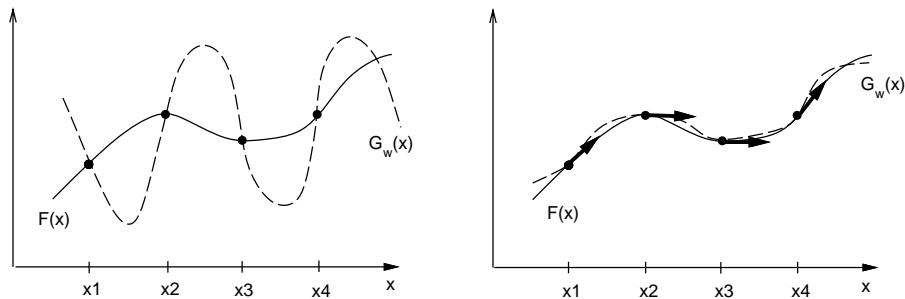


Fig. 4. Learning a given function (solid line) from a limited set of examples (x_1 to x_4). The fitted curves are shown by dotted line. Left: The only constraint is that the fitted curve goes through the examples. Right: The fitted curves not only go through each example but also its derivatives evaluated at the examples agree with the derivatives of the given function.

Selecting a good family $\mathcal{G} = \{G_w, w \in \mathbb{R}^d\}$ of functions is a difficult task, sometimes known as “model selection” [16, 14]. If \mathcal{G} contains a large family of functions, it is more likely that it will contain a good approximation of F (the function we are trying to approximate), but it is also more likely that the selected candidate (using the training set) will generalize poorly because many functions in \mathcal{G} will agree with the training data and take outrageous values between the training samples. If, on the other hand, \mathcal{G} contains a small family of functions, it is more likely that a function G_w which fits the data will be a good approximation of F . The capacity of the family of functions \mathcal{G} is often referred to as the VC dimension [28, 27]. If a large amount of data is available, \mathcal{G} should contain a large family of functions (high VC dimension), so that more functions can be approximated, and in particular, F . If, on the other hand, the data is scarce, \mathcal{G} should be restricted to a small family of functions (low VC dimension), to control the values between the (more distant) samples¹. The VC dimension can also be controlled by putting a knob on how much effect is given to some regularizers. For instance it is possible to control the capacity of a neural network by adding “weight decay” as a regularizer. Weight decay is a loose smoothness constraint on the classification function which works by decreasing $\|w\|^2$ as well as the error on the training set. Since the classification function is not necessarily smooth, for instance at a decision boundary, the weight decay regularizer can have adverse effects.

As mentioned earlier, the regularizer should reflect interesting properties (a priori knowledge) of the function to be learned. If the functions F and G_w are assumed to be differentiable, which is generally the case, the search for G_w can be

¹ Note that this formalism could also be used for memory based system. In the case where all the training data can be kept in memory, however, the VC dimension is infinite, and the formalism is meaningless. The VC dimension is a learning paradigm and is not useful unless learning is involved.

greatly improved by requiring that G_w 's derivatives evaluated at the points $\{x_i\}$ are more or less equal (this is the regularizer knob) to the derivatives of F at the same points (Figure 4 right). This result can be extended to multidimensional inputs. In this case, we can impose the equality of the derivatives of F and G_w in *certain directions*, not necessarily in all directions of the input space.

Such constraints find immediate use in traditional learning pattern recognition problems. It is often the case that *a priori* knowledge is available on how the desired function varies with respect to some transformations of the input. It is straightforward to derive the corresponding constraint on the directional derivatives of the fitted function G_w in the directions of the transformations (previously named tangent vectors). Typical examples can be found in pattern recognition where the desired classification function is known to be invariant with respect to some transformation of the input such as translation, rotation, scaling, etc., in other words, the directional derivatives of the classification function in the directions of these transformations is zero.

This is illustrated in Figure 4. The right part of the figure shows how the additional constraints on G_w help generalization by constraining the values of G_w outside the training set. For every transformation which has a known effect on the classification function, a regularizer can be added in the form of a constraint on the directional derivative of G_w in the direction of the tangent vector (such as the one depicted in Figure 2), computed from the curve of transformation.

The next section will analyze in detail how to use a distance based on tangent vector in memory based algorithms. The subsequent section will discuss the use of tangent vectors in neural network, with the tangent propagation algorithm. The last section will compare different algorithms to compute tangent vectors.

2 Tangent Distance

The Euclidean distance between two patterns P and E is in general not appropriate because it is sensitive to irrelevant transformations of P and of E . In contrast, the distance $\mathcal{D}(E, P)$ defined to be the minimal distance between the two manifolds S_P and S_E is truly invariant with respect to the transformation used to generate S_P and S_E (see Figure 3). Unfortunately, these manifolds have no analytic expression in general, and finding the distance between them is a difficult optimization problem with multiple local minima. Besides, true invariance is not necessarily desirable since a rotation of a "6" into a "9" does not preserve the correct classification.

Our approach consists of computing the minimum distance between the linear surfaces that best approximate the non-linear manifolds S_P and S_E . This solves three problems at once: 1) linear manifolds have simple analytical expressions which can be easily computed and stored, 2) finding the minimum distance between linear manifolds is a simple least squares problem which can be solved efficiently and, 3) this distance is locally invariant but not globally invariant. Thus the distance between a "6" and a slightly rotated "6" is small but the

distance between a “6” and a “9” is large. The different distances between P and E are represented schematically in Figure 3.

The figure represents two patterns P and E in 3-dimensional space. The manifolds generated by s are represented by one-dimensional curves going through E and P respectively. The linear approximations to the manifolds are represented by lines tangent to the curves at E and P . These lines do not intersect in 3 dimensions and the shortest distance between them (uniquely defined) is $D(E, P)$. The distance between the two non-linear transformation curves $\mathcal{D}(E, P)$ is also shown on the figure.

An efficient implementation of the tangent distance $D(E, P)$ will be given in the next section. Although the tangent distance can be applied to any kind of patterns represented as vectors, we have concentrated our efforts on applications to image recognition. Comparison of tangent distance with the best known competing method will be described. Finally we will discuss possible variations on the tangent distance and how it can be generalized to problems other than pattern recognition.

2.1 Implementation

In this section we describe formally the computation of the tangent distance. Let the function s transform an image P to $s(P, \alpha)$ according to the parameter α . We require s to be differentiable with respect to α and P , and require $s(P, 0) = P$. If P is a 2 dimensional image for instance, $s(P, \alpha)$ could be a rotation of P by the angle α . If we are interested in all transformations of images which conserve distances (isometry), $s(P, \alpha)$ would be a rotation by α_θ followed by a translation by α_x, α_y of the image P . In this case $\alpha = (\alpha_\theta, \alpha_x, \alpha_y)$ is a vector of parameters of dimension 3. In general, $\alpha = (\alpha_1, \dots, \alpha_m)$ is of dimension m .

Since s is differentiable, the set $S_P = \{x \mid \exists \alpha \text{ for which } x = s(P, \alpha)\}$ is a differentiable manifold which can be approximated to the first order by a hyperplane T_P . This hyperplane is tangent to S_P at P and is generated by the columns of matrix

$$L_P = \left. \frac{\partial s(P, \alpha)}{\partial \alpha} \right|_{\alpha=0} = \left[\frac{\partial s(P, \alpha)}{\partial \alpha_1}, \dots, \frac{\partial s(P, \alpha)}{\partial \alpha_m} \right]_{\alpha=0} \quad (3)$$

which are vectors tangent to the manifold. If E and P are two patterns to be compared, the respective tangent planes T_E and T_P can be used to define a new distance D between these two patterns. The tangent distance $D(E, P)$ between E and P is defined by

$$D(E, P) = \min_{x \in T_E, y \in T_P} \|x - y\|^2 \quad (4)$$

The equation of the tangent planes T_E and T_P is given by:

$$E'(\alpha_E) = E + L_E \alpha_E \quad (5)$$

$$P'(\alpha_P) = P + L_P \alpha_P \quad (6)$$

where L_E and L_P are the matrices containing the tangent vectors (see equation (3)) and the vectors α_E and α_P are the coordinates of E' and P' (using bases L_E and L_P) in the corresponding tangent planes. Note that E' , E , L_E and α_E denote vectors and matrices in linear equations (5). For example, if the pixel space was of dimension 5, and there were two tangent vectors, we could rewrite equation (5) as

$$\begin{bmatrix} E'_1 \\ E'_2 \\ E'_3 \\ E'_4 \\ E'_5 \end{bmatrix} = \begin{bmatrix} E_1 \\ E_2 \\ E_3 \\ E_4 \\ E_5 \end{bmatrix} + \begin{bmatrix} L_{11} & L_{12} \\ L_{21} & L_{22} \\ L_{31} & L_{32} \\ L_{41} & L_{42} \\ L_{51} & L_{52} \end{bmatrix} \begin{bmatrix} \alpha_1 \\ \alpha_2 \end{bmatrix} \quad (7)$$

The quantities L_E and L_P are attributes of the patterns so in many cases they can be precomputed and stored.

Computing the tangent distance

$$D(E, P) = \min_{\alpha_E, \alpha_P} \|E'(\alpha_E) - P'(\alpha_P)\|^2 \quad (8)$$

amounts to solving a linear least squares problem. The optimality condition is that the partial derivatives of $D(E, P)$ with respect to α_P and α_E should be zero:

$$\frac{\partial D(E, P)}{\partial \alpha_E} = 2(E'(\alpha_E) - P'(\alpha_P))^\top L_E = 0 \quad (9)$$

$$\frac{\partial D(E, P)}{\partial \alpha_P} = 2(P'(\alpha_P) - E'(\alpha_E))^\top L_P = 0 \quad (10)$$

Substituting E' and P' by their expressions yields to the following linear system of equations, which we must solve for α_P and α_E :

$$L_P^\top (E - P - L_P \alpha_P + L_E \alpha_E) = 0 \quad (11)$$

$$L_E^\top (E - P - L_P \alpha_P + L_E \alpha_E) = 0 \quad (12)$$

The solution of this system is

$$(L_{PE} L_{EE}^{-1} L_E^\top - L_P^\top)(E - P) = (L_{PE} L_{EE}^{-1} L_{EP} - L_{PP}) \alpha_P \quad (13)$$

$$(L_{EP} L_{PP}^{-1} L_P^\top - L_E^\top)(E - P) = (L_{EE} - L_{EP} L_{PP}^{-1} L_{PE}) \alpha_E \quad (14)$$

where $L_{EE} = L_E^\top L_E$, $L_{PE} = L_P^\top L_E$, $L_{EP} = L_E^\top L_P$ and $L_{PP} = L_P^\top L_P$. LU decompositions of L_{EE} and L_{PP} can be precomputed. The most expensive part in solving this system is evaluating L_{EP} (L_{PE} can be obtained by transposing L_{EP}). It requires $m_E \times m_P$ dot products, where m_E is the number of tangent vectors for E and m_P is the number of tangent vectors for P . Once L_{EP} has been computed, α_P and α_E can be computed by solving two (small) linear systems of respectively m_E and m_P equations. The tangent distance is obtained by computing $\|E'(\alpha_E) - P'(\alpha_P)\|$ using the value of α_P and α_E in equations (5) and (6). If n is the dimension of the input space (i.e. the length of vector E and P), the algorithm described above requires roughly $n(m_E + 1)(m_P + 1) + 3(m_E^3 + m_P^3)$ multiply-adds. Approximations to the tangent distance can however be computed more efficiently.

2.2 Some illustrative results

Local Invariance: The “local invariance²” of tangent distance can be illustrated by transforming a reference image by various amounts and measuring its distance to a set of prototypes.

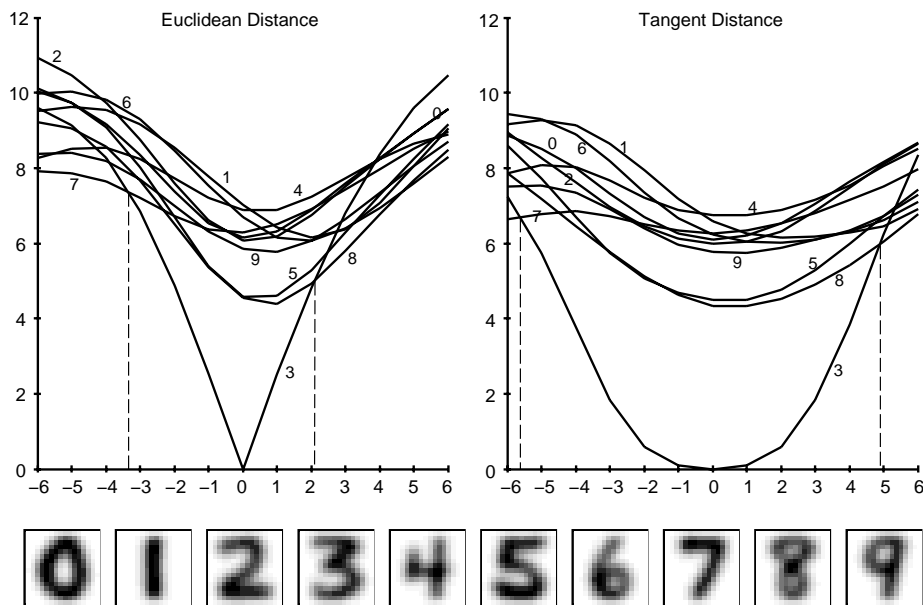


Fig. 5. Euclidean and tangent distances between 10 typical handwritten images of the 10 digits (10 curves) and a digit image translated horizontally by various amounts (indicated in abssysa, in pixel). On the figure the translated image is the digit “3” from the 10 digits above.

On Figure 5, 10 typical handwritten digit images are selected (bottom), and one of them – the digit “3” – is chosen to be the reference. The reference is translated from 6 pixels to the left, to 6 pixels to the right, and the translation amount is indicated in abssysa. Each curve represents the Euclidean Distance (or the Tangent Distance) between the (translated) reference and one of the 10 digits.

Since the reference was chosen from the 10 digits, it is not surprising that the curve corresponding to the digit “3” goes to 0 when the reference is not translated (0 pixel translation). It is clear from the figure that if the reference

² Local invariance refers to invariance with respect to small transformations (i.e. a rotation of a very small angle). In contrast, global invariance refers to invariance with respect to arbitrarily large transformations (i.e. a rotation of 180 degrees). Global invariance is not desirable in digit recognition, since we need to distinguish “6”s and “9”s.

(the image “3”) is translated by more than 2 pixels, the Euclidean Distance will confuse it with other digits, namely “8” or “5”. In contrast, there is no possible confusion when Tangent Distance is used. As a matter of fact, in this example, the Tangent Distance correctly identifies the reference up to a translation of 5 pixels! Similar curves were obtained with all the other transformations (rotation, scaling, etc...).

The “local” invariance of Tangent distance with respect to small transformations generally implies more accurate classification for much larger transformations. This is the single most important feature of Tangent Distance.




Fig. 6. Left: Original image. Middle: 5 tangent vectors corresponding respectively to the 5 transformations: scaling, rotation, expansion of the X axis while compressing the Y axis, expansion of the first diagonal while compressing the second diagonal and thickening. Right: 32 points in the tangent space generated by adding or subtracting each of the 5 tangent vectors.

The locality of the invariance has another important benefit: Local invariance can be enforced with *very few* tangent vectors. The reason is that for infinitesimal (local) transformations, there is a direct correspondence³ between the tangent vectors of the tangent plane and the various compositions of transformations. For example, the three tangent vectors for X-translation, Y-translation and rotations of center O , generate a tangent plane corresponding to all the possible compositions of horizontal translations, vertical translations and rotations of center O . The resulting tangent distance is then locally invariant to *all* the translations and *all* the rotations (of any center). Figure 6 further illustrates this phenomenon by displaying points in the tangent plane generated from only 5 tangent vectors.

³ an isomorphism actually, see “Lie algebra” in [6]

Each of these images looks like it has been obtained by applying various combinations of scaling, rotation, horizontal and vertical skewing, and thickening. Yet, the tangent distance between any of these points and the original image is 0.

Handwritten Digit Recognition: Experiments were conducted to evaluate the performance of tangent distance for handwritten digit recognition. An interesting characteristic of digit images is that we can readily identify a set of local transformations which do not affect the identity of the character, while covering a large portion of the set of possible *instances* of the character. Seven such image transformations were identified: X and Y translations, rotation, scaling, two hyperbolic transformations (which can generate shearing and squeezing), and line thickening or thinning. The first six transformations were chosen to span the set of all possible linear coordinate transforms in the image plane (nevertheless, they correspond to highly non-linear transforms in pixel space). Additional transformations have been tried with less success. Three databases were used to test our algorithm:

US Postal Service database: The database consisted of 16×16 pixel size-normalized images of handwritten digits, coming from US mail envelopes. The training and testing set had respectively 9709 and 2007 examples.

NIST1 database: The second experiment was a competition organized by the National Institute of Standards and Technology (NIST) in Spring 1992. The object of the competition was to classify a test set of 59,000 handwritten digits, given a training set of 223,000 patterns.

NIST2 database: The third experiment was performed on a database made out of the training and testing database provided by NIST (see above). NIST had divided the data into two sets which unfortunately had different distributions. The training set (223,000 patterns) was easier than the testing set (59,000 patterns). In our experiments we combined these two sets 50/50 to make a training set of 60,000 patterns and testing/validation sets of 10,000 patterns each, all having the same characteristics.

For each of these three databases we tried to evaluate human performance to benchmark the difficulty of the database. For USPS, two members of our group went through the test set and both obtained a 2.5% raw error performance. The human performance on NIST1 was provided by the National Institute of Standard and Technology. The human performance on NIST2 was measured on a small subsample of the database and must therefore be taken with caution. Several of the leading algorithms were tested on each of these databases.

The first experiment used the K-Nearest Neighbor algorithm, using the ordinary Euclidean distance. The prototype set consisted of all available training examples. A 1-Nearest Neighbor rule gave optimal performance in USPS while a 3-Nearest Neighbors rule performed better in NIST2.

The second experiment was similar to the first, but the distance function was changed to tangent distance with 7 transformations. For the USPS and NIST2 databases, the prototype set was constructed as before, but for NIST1 it

was constructed by cycling through the training set. Any patterns which were misclassified were added to the prototype set. After a few cycles, no more prototypes are added (the training error was 0). This resulted in 10,000 prototypes. A 3-Nearest Neighbors rule gave optimal performance on this set.

Other algorithms such as Neural nets [18,20], Optimal Margin Classifier [7], Local Learning [3] and Boosting [9] were also used on these databases. A case study can be found in [20].

The results are summarized in Table 2.2. As illustrated in the table, the Tan-

	Human	K-NN	T.D.	Lenet1	Lenet4	OMC	LL	Boost
USPS	2.5	5.7	2.5	4.2		4.3	3.3	2.6
NIST1	1.6		3.2		3.7			4.1
NIST2	0.2	2.4	1.1	1.7	1.1	1.1	1.1	0.7

Table 1. Results: Performances in % of errors for (in order) Human, K-nearest neighbor, Tangent distance, Lenet1 (simple neural network), Lenet4 (large neural network), Optimal Margin Classifier (OMC), Local learning (LL) and Boosting (Boost).

gent Distance algorithm equals or outperforms all other algorithms we tested, in all cases except one: Boosted LeNet 4 was the winner on the NIST2 database. This is not surprising. The K-nearest neighbor algorithm (with no preprocessing) is very un-sophisticated in comparison to local learning, optimal margin classifier, and boosting. The advantage of tangent distance is the a priori knowledge of transformation invariance embedded into the distance. When the training data is sufficiently large, as is the case in NIST2, some of this knowledge can be picked up from the data by the more sophisticated algorithms. In other words, the a-priori knowledge advantage decreases with the size of the training set.

2.3 How to make tangent distance work

This section is dedicated to the technological “know how” which is necessary to make tangent distance work with various applications. These “tricks” are usually not published for various reasons (they are not always theoretically sound, page estate is too valuable, the tricks are specific to one particular application, intellectual property forbids telling anyone how to reproduce the result, etc.), but they are often a determining factor in making the technology a success. Several of these techniques will be discussed here.

Smoothing the input space: This is the single most important factor in obtaining good performance with tangent distance. By definition, the tangent vectors are the Lie derivatives of the transformation function $s(P, \alpha)$ with respect to α . They can be written as:

$$L_P = \left. \frac{\partial s(P, \alpha)}{\partial \alpha} \right| = \lim_{\epsilon \rightarrow 0} \frac{s(P, \epsilon) - s(P, 0)}{\epsilon} \quad (15)$$

It is therefore very important that s be differentiable (and well behaved) with respect to α . In particular, it is clear from equation (15) that $s(P, \epsilon)$ must be computed for ϵ arbitrarily small. Fortunately, even when P can only take discrete values, it is easy to make s differentiable. The trick is to use a smoothing interpolating function C_σ as a preprocessing for P , such that $s(C_\sigma(P), \alpha)$ is differentiable (with respect to $C_\sigma(P)$ and α , not with respect to P). For instance, if the input space for P is binary images, $C_\sigma(P)$ can be a convolution of P with a Gaussian function of standard deviation σ . If $s(C_\sigma(P), \alpha)$ is a translation of α pixel, the derivative of $s(C_\sigma(P), \alpha)$ can easily be computed since $s(C_\sigma(P), \epsilon)$ can be obtained by translating Gaussian functions. This preprocessing will be discussed in more details in section 4.

The smoothing factor σ controls the locality of the invariance. The smoother the transformation curve defined by s is, the longer the linear approximation will be valid. In general the best smoothing is the maximum smoothing which does not blur the features. For example, in handwritten character recognition with 16x16 pixel images, a Gaussian function with a standard deviation of 1 pixel yielded the best results. Increased smoothing led to confusion (such as a “5” mistaken for “6” because the lower loop had been closed by the smoothing) and decreased smoothing didn’t make full use of the invariance properties.

If computation allows it, the best strategy is to extract features first, smooth shamelessly, and then compute the tangent distance on the smoothed features.

Controlled deformation: The linear system given in equation (8) is singular if some of the tangent vectors for E or P are parallel. Although the probability of this happening is zero when the data is taken from a real valued continuous distribution (as is the case in handwritten character recognition), it is possible that a pattern may be duplicated in both the training and the test set, resulting in a division by zero error. The fix is quite simple and elegant. Equation (8) can be replaced by equation:

$$D(E, P) = \min_{\alpha_E, \alpha_P} \|E + L_E \alpha_E - P - L_P \alpha_P\|^2 + k \|L_E \alpha_E\|^2 + k \|L_P \alpha_P\|^2 \quad (16)$$

The physical interpretation of this equation, depicted in Figure 7, is that the point $E'(\alpha_E)$ on the tangent plane T_E is attached to E with a spring of elasticity k and to $P'(\alpha_P)$ (on the tangent plane T_P) with a spring of elasticity 1, and $P'(\alpha_P)$ is also attached to P with a spring of elasticity k . The new tangent distance is the total potential elastic energy of stored all three springs at equilibrium. As for the standard tangent distance, the solution can easily be derived by differentiating equation (16) with respect to α_E and α_P . The differentiation yields:

$$L_P^\top (E - P - L_P(1+k)\alpha_P + L_E \alpha_E) = 0 \quad (17)$$

$$L_E^\top (E - P - L_P \alpha_P + L_E(1+k)\alpha_E) = 0 \quad (18)$$

The solution of this system is

$$(L_P L_{EE}^{-1} L_E^\top - (1+k)L_P^\top)(E - P) = (L_P L_{EE}^{-1} L_{EP} - (1+k)^2 L_{PP})\alpha_P \quad (19)$$

$$(L_{EP} L_{PP}^{-1} L_P^\top - (1+k)L_E^\top)(E - P) = ((1+k)^2 L_{EE} - L_{EP} L_{PP}^{-1} L_{PE})\alpha_E \quad (20)$$

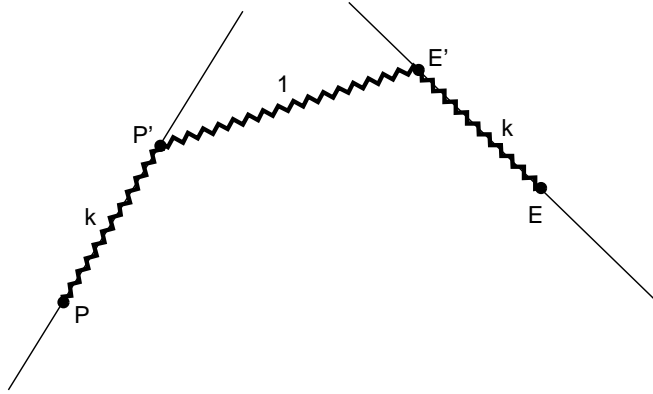


Fig. 7. The tangent distance between E and P is the elastic energy stored in each of the three springs connecting P , P' , E' and E . P' and E' can move without friction along the tangent planes. The spring constants are indicated on the figure.

where $L_{EE} = L_E^\top L_E$, $L_{PE} = L_P^\top L_E$, $L_{EP} = L_E^\top L_P$ and $L_{PP} = L_P^\top L_P$. The system has the same complexity as the vanilla tangent distance except that, it always has a solution for $k > 0$, and is more numerically stable. Note that for $k = 0$, it is equivalent to the standard tangent distance, while for $k = \infty$, we have the Euclidean distance. This approach is also very useful when the number of tangent vectors is greater or equal than the number of dimensions of the space. The standard tangent distance would most likely be zero (when the tangent spaces intersect), but the “spring” tangent distance still yields valuable information.

If the number of dimension of the input space is large compared to the number of tangent vector, keeping k as small as possible is better because it doesn’t interfere with the “sliding” along the tangent plane (E' and P' are less constrained) .

Contrary to intuition, there is no danger of sliding too far in high dimensional space because tangent vectors are always roughly orthogonal and they could only slide far if they were parallel.

Hierarchy of distances: If several invariances are used, classification using tangent distance alone would be quite expensive. Fortunately, if a typical memory based algorithm is used, for example, K-nearest neighbors, it is quite unnecessary to compute the full tangent distance between the unclassified pattern and all the labeled samples. In particular, if a crude estimate of the tangent distance indicates with a sufficient confidence that a sample is very far from the pattern to be classified, no more computation is needed to know that this sample is not one of the K-nearest neighbors. Based on this observation one can build a hierarchy of distances which can greatly reduce the computation of each classification. Let’s assume, for instance, that we have m approximations D_i of the tangent distance, ordered such that D_1 is the crudest approximation of the tangent distance and

D_m is exactly tangent distance (for instance D_1 to D_5 could be the Euclidean distance with increasing resolution, and D_6 to D_{10} each add a tangent vector at full resolution).

The basic idea is to keep a pool of all the prototypes which could potentially be the K -nearest neighbors of the unclassified pattern. Initially the pool contains all the samples. Each of the distances D_i corresponds to a stage of the classification process. The classification algorithm has 3 steps at each stage, and proceeds from stage 1 to stage m or until the classification is complete: Step 1: the distance D_i between all the samples in the pool and the unclassified pattern is computed. Step 2: A classification and a confidence score is computed with these distances. If the confidence is good enough, let's say better than C_i (for instance, if all the samples left in the pool are in the same class) the classification is complete, otherwise proceed to step 3. Step 3: The K_i closest samples in the pool, according to distance D_i are kept, while the remaining samples are discarded.

Finding the K_i closest samples can be done in $O(p)$ (where p is the number of samples in the pool) since these elements need not to be sorted [22, 2]. The reduced pool is then passed to stage $i + 1$.

The two constants C_i and K_i must be determined in advance using a validation set. This can easily be done graphically by plotting the error as a function of K_i and C_i at each stage (starting with all K_i equal to the number of labeled samples and $C_i = 1$ for all stages). At each stage there is a minimum K_i and minimum C_i which give optimal performance on the validation set. By taking larger values, we can decrease the probability of making errors on the test sets. The slightly worse performance of using a hierarchy of distances are well worth the speed up. The computational cost of a pattern classification is then equal to:

$$\text{computational cost} \approx \sum_i \begin{array}{l} \text{number of} \\ \text{prototypes} \\ \text{at stage } i \end{array} \times \begin{array}{l} \text{distance} \\ \text{complexity} \\ \text{at stage } i \end{array} \times \begin{array}{l} \text{probability} \\ \text{to reach} \\ \text{stage } i \end{array} \quad (21)$$

All this is better illustrated with an example as in Figure 8. This system was used for the USPS experiment described in a previous section. In classification of handwritten digits (16x16 pixel images), D_1 , D_2 , and D_3 , were the Euclidean distances at resolution 2×2 , 4×4 and 8×8 respectively. D_4 was the one sided tangent distance with X-translation, on the sample side only, at resolution 8×8 . D_5 was the double sided tangent distance with X-translation at resolution 16×16 . Each of the subsequent distance added one tangent vector on each side (Y-translation, scaling, rotation, hyperbolic deformation1, hyperbolic deformation2 and thickness) until the full tangent distance was computed (D_{11}).

Table 2 shows the expected number of multiply-adds at each of the stages. It should be noted that the full tangent distance need only be computed for 1 in 20 unknown patterns (probability 0.05), and only with 5 samples out of the original 10,000. The net speed up was in the order of 500, compared with computing the full tangent distance between every unknown pattern and every sample (this is 6 times faster than computing the the Euclidean distance at full resolution).

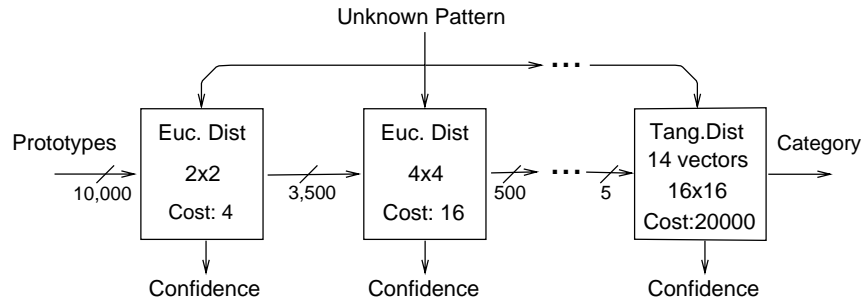


Fig. 8. Pattern recognition using a hierarchy of distances. The filter proceeds from left (starting with the whole database) to right (where only a few prototypes remain). At each stage distances between prototypes and the unknown pattern are computed, sorted, and the best candidate prototypes are selected for the next stage. As the complexity of the distance increases, the number of prototypes decreases, making computation feasible. At each stage a classification is attempted and a confidence score is computed. If the confidence score is high enough, the remaining stages are skipped.

Multiple iterations: Tangent distance can be viewed as one iteration of a Newton-type algorithm which finds the points of minimum distance on the true transformation manifolds. The vectors α_E and α_P are the coordinates of the two closest points in the respective tangent spaces, but they can also be interpreted as the value for the real (non-linear) transformations. In other words, we can use α_E and α_P to compute the points $s(E, \alpha_E)$ and $s(P, \alpha_P)$, the real non-linear transformation of E and P . From these new points, we can recompute the tangent vectors, and the tangent distance and reiterate the process. If the appropriate conditions are met, this process can converge to a local minimum in the distance between the two transformation manifold of P and E .

This process did not improved handwritten character recognition, but it yielded impressive results in face recognition [29]. In that case, each successive iteration was done at increasing resolution (hence combining hierarchical distances and multiple iterations), making the whole process computationally efficient.

3 Tangent Propagation

Instead of defining a metric for comparing labeled samples and unknown patterns, it is also possible to incorporate the invariance directly into a classification function. This can be done by learning *explicitly* the transformation invariance into the classification function. In this section, we present a modification of the backpropagation algorithm, called “tangent propagation”, in which the invariance are learned by gradient descent.

We again assume $F(x)$ to be the (unknown) function to be learned, $B = \{(x_1, F(x_1)), \dots, (x_p, F(x_p))\}$ to be a finite set of training data taken from a constant statistical distribution \mathcal{P} , and $G_w(x)$ to be a set of functions, indexed

i	# of T.V.	Reso	# of proto (K_i)	# of prod	Probab	# of mul/add
1	0	4	9709	1	1.00	40,000
2	0	16	3500	1	1.00	56,000
3	0	64	500	1	1.00	32,000
4	1	64	125	2	0.90	14,000
4	2	256	50	5	0.60	40,000
6	4	256	45	7	0.40	32,000
7	6	256	25	9	0.20	11,000
8	8	256	15	11	0.10	4,000
9	10	256	10	13	0.10	3,000
10	12	256	5	15	0.05	1,000
11	14	256	5	17	0.05	1,000

Table 2. Summary computation for the classification of 1 pattern: The first column is the distance index, the second column indicates the number of tangent vector (0 for the Euclidean distance), and the third column indicates the resolution in pixels, the fourth is K_i or the number of prototypes on which the distance D_i must be computed, the fifth column indicates the number of additional dot products which must be computed to evaluate distance D_i , the sixth column indicates the probability to not skip that stage after the confidence score has been used, and the last column indicates the total average number of multiply-adds which must be performed (product of column 3 to 6) at each stage.

by the vector of parameters w . We wish to find w which minimizes the energy function

$$\mathcal{E} = \int \|G_w(x) - F(x)\|^2 d\mathcal{P}(x) \quad (22)$$

given a finite sample B taken from the distribution \mathcal{P} . This can be achieved by minimizing

$$E_p = \sum_{i=1}^p \|G_w(x_i) - F(x_i)\| \quad (23)$$

over the training set B . An estimate of w can be computed by following a gradient descent using the weight-update rule:

$$\Delta w = -\eta \frac{\partial E_p}{\partial w} \quad (24)$$

Let's assume that in addition to the training set B , we also know an input transformation $s(x, \alpha)$ with respect to parameter α , such that $s(x, 0) = x$. We also assume that $\frac{\partial F(s(x_i, \alpha))}{\partial \alpha}$ is known at $\alpha = 0$. To incorporate the invariance property into $G_w(x)$, we add that the following constraint on the derivative:

$$E_r = \sum_{i=1}^p \left| \frac{\partial G_w(s(x_i, \alpha))}{\partial \alpha} - \frac{\partial F(s(x_i, \alpha))}{\partial \alpha} \right|_{\alpha=0}^2 \quad (25)$$

should be small at $\alpha = 0$. In many pattern classification problems, we are interested in the local classification invariance property for $F(x)$ with respect to the

transformation s (the classification does not change when the input is slightly transformed), so we can simplify equation (25) to:

$$E_r = \sum_{i=1}^p \left| \frac{\partial G_w(s(x_i, \alpha))}{\partial \alpha} \right|_{\alpha=0}^2 \quad (26)$$

since $\frac{\partial F(s(x_i, \alpha))}{\partial \alpha} = 0$. To minimize this term we can modify the gradient descent rule to use the energy function

$$E = \eta E_p + \mu E_r \quad (27)$$

with the weight update rule:

$$\Delta w = -\frac{\partial E}{\partial w} \quad (28)$$

The learning rates (or regularization parameters) η and μ are tremendously important, because they determine the tradeoff between minimizing the usual objective function and minimizing the directional derivative error.

The local variation of the classification function, which appear in equation (26) can be written as:

$$\left. \frac{\partial G_w(s(x, \alpha))}{\partial \alpha} \right|_{\alpha=0} = \left. \frac{\partial G_w(s(x, \alpha))}{\partial s(x, \alpha)} \frac{\partial s(x, \alpha)}{\partial \alpha} \right|_{\alpha=0} = \nabla_x G_w(x) \cdot \left. \frac{\partial s(x, \alpha)}{\partial \alpha} \right|_{\alpha=0} \quad (29)$$

since $s(x, \alpha) = x$ if $\alpha = 0$. where $\nabla_x G_w(x)$ is the Jacobian of $G_w(x)$ for pattern x , and $\partial s(x, \alpha)/\partial \alpha$ is the *tangent vector* associated with transformation s as described in the previous section. Multiplying the tangent vector by the Jacobian involves one forward propagation through a “linearized” version of the network. If α is multi-dimensional, the forward propagation must be repeated for each tangent vector.

The theory of Lie algebras [11] ensures that compositions of local (small) transformations correspond to linear combinations of the corresponding tangent vectors (this result will be discussed further in section 4). Consequently, if $E_r(x) = 0$ is verified, the network derivative in the direction of a linear combination of the tangent vectors is equal to the same linear combination of the desired derivatives. In other words, if the network is successfully trained to be locally invariant with respect to, say, horizontal translations and vertical translations, it will be invariant with respect to compositions thereof.

It is possible to devise an efficient algorithm, “tangent prop”, for performing the weight update (equation (28)). It is analogous to ordinary backpropagation, but in addition to propagating neuron activations, it also propagates the tangent vectors. The equations can be easily derived from Figure 9.

3.1 Local rule

The forward propagation equation is:

$$a_i^l = \sum_j w_{ij}^l x_j^{l-1} \quad x_i^l = \sigma(a_i^l) \quad (30)$$

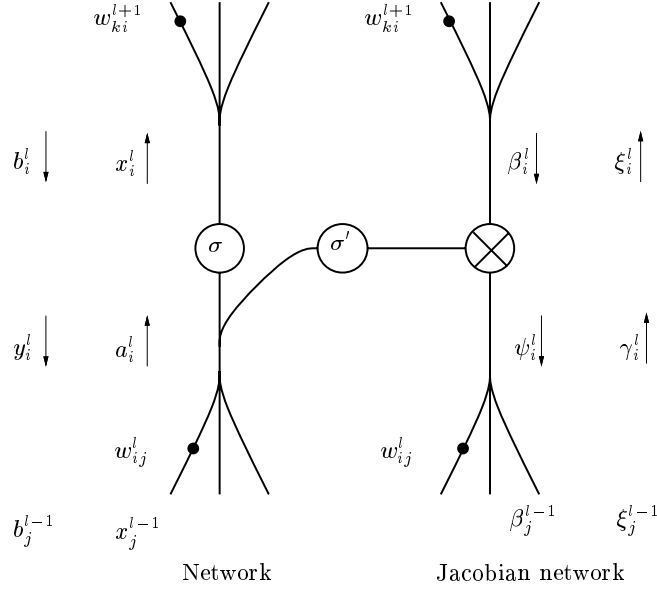


Fig. 9. Forward propagated variables (a, x, γ, ξ), and backward propagated variables (b, y, β, ψ) in the regular network (roman symbols) and the Jacobian (linearized) network (greek symbols). Converging forks (in the direction in which the signal is traveling) are sums, diverging forks just duplicate the values.

Where σ is a non linear differentiable function (typically a sigmoid). The forward propagation starts at the first layer ($l = 1$), with x^0 being the input layer, and ends at the output layer ($l = L$). Similarly, The tangent forward propagation (tangent prop) is defined by:

$$\gamma_i^l = \sum_j w_{ij}^l \xi_j^{l-1} \quad \xi_i^l = \sigma'(a_i^l) \gamma_i^l \quad (31)$$

The tangent forward propagation starts at the first layer ($l = 1$), with ξ^0 being the tangent vector $\frac{\partial s(x, \alpha)}{\partial \alpha}$, and ends at the output layer ($l = L$). The tangent gradient backpropagation can be computed using the chain rule:

$$\frac{\partial E}{\partial \xi_i^l} = \sum_k \frac{\partial E}{\partial \gamma_k^{l+1}} \frac{\partial \gamma_k^{l+1}}{\partial \xi_i^l} \quad \frac{\partial E}{\partial \gamma_i^l} = \frac{\partial E}{\partial \xi_i^l} \frac{\partial \xi_i^l}{\partial \gamma_i^l} \quad (32)$$

$$\beta_i^l = \sum_k \psi_k^{l+1} w_{ki}^{l+1} \quad \psi_i^l = \beta_i^l \sigma'(a_i^l) \quad (33)$$

The tangent backward propagation starts at the output layer ($l = L$), with ξ^L being the network variation $\frac{\partial G_w(s(x, \alpha))}{\partial \alpha}$, and ends at the input layer. Similarly,

the gradient backpropagation is:

$$\frac{\partial E}{\partial x_i^l} = \sum_k \frac{\partial E}{\partial a_k^{l+1}} \frac{\partial a_k^{l+1}}{\partial x_i^l} \quad \frac{\partial E}{\partial a_i^l} = \frac{\partial E}{\partial x_i^l} \frac{\partial x_i^l}{\partial a_i^l} + \frac{\partial E}{\partial \xi_i^l} \frac{\partial \xi_i^l}{\partial a_i^l} \quad (34)$$

$$b_i^l = \sum_k y_k^{l+1} w_{ki}^{l+1} \quad y_i^l = b_i^l \sigma'(a_i^l) + \beta_i \sigma''(a_i^l) \gamma_i^l \quad (35)$$

The standard backward propagation starts at the output layer ($l = L$), with $x^L = G_w(x^0)$ being the network output, and ends at the input layer. Finally, the weight update is:

$$\Delta w_{ij}^l = -\frac{\partial E}{\partial a_i^l} \frac{\partial a_i^l}{\partial w_{ij}^l} - \frac{\partial E}{\partial \gamma_i^l} \frac{\partial \gamma_i^l}{\partial w_{ij}^l} \quad (36)$$

$$\Delta w_{ij}^l = -y_i^l x_j^{l-1} - \psi_i^l \xi_j^{l-1} \quad (37)$$

The computation requires one forward propagation and one backward propagation per pattern and per tangent vector during training. After the network is trained, it is simply locally invariant with respect to the chosen transformation. The classification computation is in all ways identical to a network which is not trained for invariance (except for the weights which have different values).

3.2 Results

Two experiments illustrate the advantages of tangent prop. The first experiment is a classification task, using a small (linearly separable) set of 480 binarized handwritten digits. The training sets consist of 10, 20, 40, 80, 160 or 320 patterns, and the test set contains the remaining 160 patterns. The patterns are smoothed using a Gaussian kernel with standard deviation of one half pixel. For each of the training set patterns, the tangent vectors for horizontal and vertical translation are computed. The network has two hidden layers with locally connected shared weights, and one output layer with 10 units (5194 connections, 1060 free parameters) [19]. The generalization performance as a function of the training set size for traditional backprop and tangent prop are compared in Figure 10. We have conducted additional experiments in which we implemented not only translations but also rotations, expansions and hyperbolic deformations. This set of 6 generators is a basis for all linear transformations of coordinates for two dimensional images. It is straightforward to implement other generators including gray-level-shifting, "smooth" segmentation, local continuous coordinate transformations and independent image segment transformations.

The next experiment is designed to show that in applications where data is highly correlated, tangent prop yields a large speed advantage. Since the distortion model implies adding lots of highly correlated data, the advantage of tangent prop over the distortion model becomes clear.

The task is to approximate a function that has plateaus at three locations. We want to enforce local invariance near each of the training points (Figure 11,

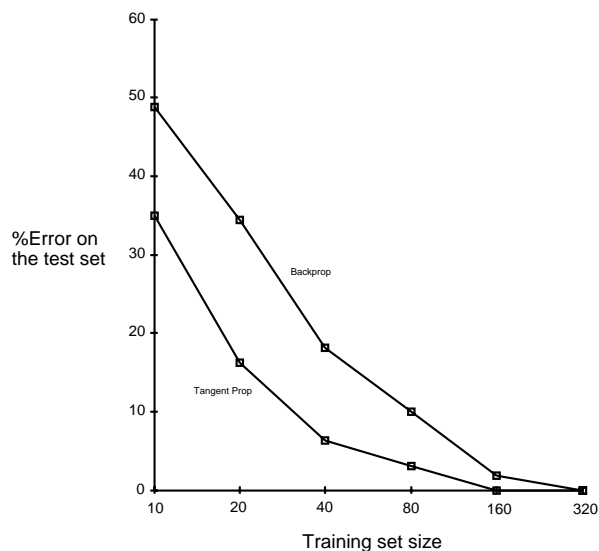


Fig. 10. Generalization performance curve as a function of the training set size for the tangent prop and the backprop algorithms

bottom). The network has one input unit, 20 hidden units and one output unit. Two strategies are possible: either generate a small set of training points covering each of the plateaus (open squares on Figure 11 bottom), or generate one training point for each plateau (closed squares), and enforce local invariance around them (by setting the desired derivative to 0). The training set of the former method is used as a measure of performance for both methods. All parameters were adjusted for approximately optimal performance in all cases. The learning curves for both models are shown in Figure 11 (top). Each sweep through the training set for tangent prop is a little faster since it requires only 6 forward propagations, while it requires 9 in the distortion model. As can be seen, stable performance is achieved after 1300 sweeps for the tangent prop, versus 8000 for the distortion model. The overall speedup is therefore about 10.

Tangent prop in this example can take advantage of a very large regularization term. The distortion model is at a disadvantage because the only parameter that effectively controls the amount of regularization is the magnitude of the distortions, and this cannot be increased to large values because the right answer is only invariant under *small* distortions.

3.3 How to make tangent prop work

Large network capacity: Not many experiments have been done with tangent propagation. It is clear, however, that the invariance constraint is extremely strong. If the network does not have enough capacity, it will not benefit from the extra knowledge introduced by the invariance.

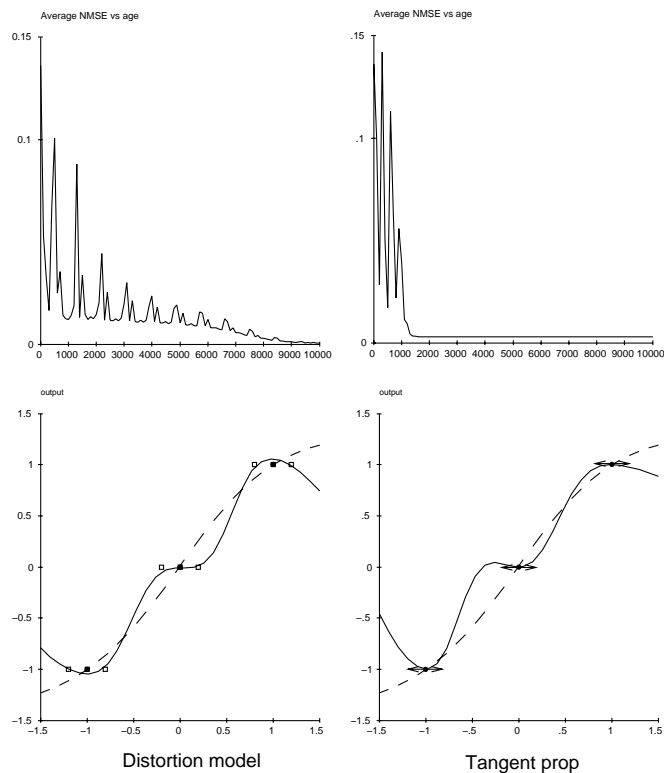


Fig. 11. Comparison of the distortion model (left column) and tangent prop (right column). The top row gives the learning curves (error versus number of sweeps through the training set). The bottom row gives the final input-output function of the network; the dashed line is the result for unadorned back prop.

Interleaving of the tangent vectors: Since the tangent vectors introduce even more correlation inside the training set, a substantial speed up can be obtained by alternating a regular forward and backward propagation with a tangent forward and backward propagation (even if there are several tangent vectors, only one is used at each pattern). For instance, if there were 3 tangent vectors, the training sequence could be:

$$x_1, t_1(x_1), x_2, t_2(x_2), x_3, t_3(x_3), x_4, t_1(x_4), x_5, t_2(x_5), \dots \quad (38)$$

where x_i means a forward and backward propagation for pattern i and $t_j(x_i)$ means a tangent forward and backward propagation of tangent vector j of pattern i . With such interleaving, the learning converges faster than grouping all the tangent vectors together. Of course, this only makes sense with on-line learning.

4 Tangent Vectors

In this section, we consider the general paradigm for transformation invariance and for the tangent vectors which have been used in the two previous sections. Before we introduce each transformation and their corresponding tangent vectors, a brief explanation is given of the theory behind the practice. There are two aspects to the problem. First it is possible to establish a formal connection between groups of transformations of the input space (such as translation, rotation, etc. of \mathfrak{R}^2) and their effect on a functional of that space (such as a mapping of \mathfrak{R}^2 to \mathfrak{R} , which may represent an image, in continuous form). The theory of Lie groups and Lie algebra [6] allows us to do this. The second problem has to do with coding. Computer images are finite vectors of discrete variables. How can a theory which was developed for differentiable functional of \mathfrak{R}^2 to \mathfrak{R} be applied to these vectors?

We first give a brief explanation of the theorems of Lie groups and Lie algebras which are applicable to pattern recognition. Next, we explore solutions to the coding problem. Finally some examples of transformation and coding are given for particular applications.

4.1 Lie groups and Lie algebras

Consider an input space \mathcal{I} (the plane \mathfrak{R}^2 for example) and a differentiable function f which maps points of \mathcal{I} to \mathfrak{R} .

$$f : X \in \mathcal{I} \mapsto f(X) \in \mathfrak{R} \quad (39)$$

The function $f(X) = f(x, y)$ can be interpreted as the continuous (defined for all points of \mathfrak{R}^2) equivalent of the discrete computer image $P[i, j]$.

Next, consider a family of transformations t_α , parameterized by α , which maps bijectively a point of \mathcal{I} to a point of \mathcal{I} .

$$t_\alpha : X \in \mathcal{I} \mapsto t_\alpha(X) \in \mathcal{I} \quad (40)$$

We assume that t_α is differentiable with respect to α and X , and that t_0 is the identity. For example t_α could be the group of affine transformations of \mathfrak{R}^2 :

$$t_\alpha : \begin{pmatrix} x \\ y \end{pmatrix} \mapsto \begin{pmatrix} x + \alpha_1 x + \alpha_2 y + \alpha_5 \\ \alpha_3 x + y + \alpha_4 y + \alpha_6 \end{pmatrix} \quad \text{with} \quad \begin{vmatrix} 1 + \alpha_1 & \alpha_2 \\ \alpha_3 & 1 + \alpha_4 \end{vmatrix} \neq 0 \quad (41)$$

It's a Lie group⁴ of 6 parameters. Another example is the group of direct isometry:

$$t_\alpha : \begin{pmatrix} x \\ y \end{pmatrix} \mapsto \begin{pmatrix} x \cos \theta - y \sin \theta + a \\ x \sin \theta + y \cos \theta + b \end{pmatrix} \quad (42)$$

It's a Lie group of 3 parameters.

⁴ A Lie group is a group that is also a differentiable manifold such that the differentiable structure is compatible with the group structure.

We now consider the functional $s(f, \alpha)$, defined by

$$s(f, \alpha) = f \circ t_\alpha^{-1} \quad (43)$$

This functional s , which takes another functional f as an argument, should remind the reader of Figure 2 where P , the discrete equivalent of f , is the argument of s .

The Lie algebra associated with the action of t_α on f is the space generated by the m local transformations L_{α_i} of f defined by:

$$L_{\alpha_i}(f) = \left. \frac{\partial s(f, \alpha)}{\partial \alpha_i} \right|_{\alpha=0} \quad (44)$$

We can now write the local approximation of s as:

$$s(f, \alpha) = f + \alpha_1 L_{\alpha_1}(f) + \alpha_2 L_{\alpha_2}(f) + \dots + \alpha_m L_{\alpha_m}(f) + o(\|\alpha\|^2)(f) \quad (45)$$

This equation is the continuous equivalent of equation (2) used in the introduction.

The following example illustrates how L_{α_i} can be computed from t_α . Let's consider the group of direct isometry defined in equation (42) (with parameter $\alpha = (\theta, a, b)$ as before, and $X = (x, y)$).

$$s(f, \alpha)(X) = f((x - a) \cos \theta + (y - b) \sin \theta, -(x - a) \sin \theta + (y - b) \cos \theta) \quad (46)$$

If we differentiate around $\alpha = (0, 0, 0)$ with respect to θ , we obtain

$$\frac{\partial s(f, \alpha)}{\partial \theta}(X) = y \frac{\partial f}{\partial x}(x, y) + (-x) \frac{\partial f}{\partial y}(x, y) \quad (47)$$

that is

$$L_\theta = y \frac{\partial}{\partial x} + (-x) \frac{\partial}{\partial y} \quad (48)$$

The transformation $L_a = -\frac{\partial}{\partial x}$ and $L_b = -\frac{\partial}{\partial y}$ can be obtained in a similar fashion. All local transformation of the group can be written as

$$s(f, \alpha) = f + \theta(y \frac{\partial f}{\partial x} + (-x) \frac{\partial f}{\partial y}) - a \frac{\partial f}{\partial x} - b \frac{\partial f}{\partial y} + o(\|\alpha\|^2)(f) \quad (49)$$

which corresponds to a linear combination of the 3 basic operators L_θ , L_a and L_b ⁵. The property which is most important to us is that the 3 operators generate the whole space of local transformations. The result of applying the operators to a function f , such as a 2D image for example, is the set of vectors which we have been calling "tangent vector" in the previous sections. Each point in the tangent space correspond to a unique transformation and conversely any transformation of the Lie group (in the example all rotations of any angle and center together with all translations) corresponds to a point in the tangent plane.

⁵ These operators are said to generate a Lie algebra, because on top of the addition and multiplication by a scalar, we can defined a special multiplication called "Lie bracket" and defined by $[L_1, L_2] = L_1 \circ L_2 - L_2 \circ L_1$. In the above example we have $[L_\theta, L_a] = L_b$, $[L_a, L_b] = 0$, and $[L_b, L_\theta] = L_a$.

4.2 Tangent vectors

The last problem which remains to be solved is the problem of coding. Computer images, for instance, are coded as a finite set of discrete (even binary) values. These are hardly the differentiable mappings of \mathcal{I} to \mathfrak{R} which we have been assuming in the previous subsection.

To solve this problem we introduce a smooth interpolating function C which maps the discrete vectors to continuous mapping of \mathcal{I} to \mathfrak{R} . For example, if P is an image of n pixels, it can be mapped to a continuously valued function f over \mathfrak{R}^2 by convolving it with a two dimensional Gaussian function g_σ of standard deviation σ . This is because g_σ is a differentiable mapping of \mathfrak{R}^2 to \mathfrak{R} , and P can be interpreted as a sum of impulse functions. In the two dimensional case we can write the new interpretation of P as:

$$P'(x, y) = \sum_{i,j} P[i][j] \delta(x - i) \delta(y - j) \quad (50)$$

where $P[i][j]$ denotes the finite vector of discrete values, as stored in a computer. The result of the convolution is of course differentiable because it is a sum of Gaussian functions. The Gaussian mapping is given by:

$$C_\sigma : P \mapsto f = P' * g_\sigma \quad (51)$$

In the two dimensional case, the function f can be written as:

$$f(x, y) = \sum_{i,j} P[i][j] g_\sigma(x - i, y - j) \quad (52)$$

Other coding function C can be used, such as cubic spline or even bilinear interpolation. Bilinear interpolation between the pixels yields a function f which is differentiable almost everywhere. The fact that the derivatives have two values at the integer locations (because the bilinear interpolation is different on both side of each pixels) is not a problem in practice (just choose one of the two values).

The Gaussian mapping is preferred for two reasons: First, the smoothing parameter σ can be used to control the locality of the invariance. This is because when f is smoother, the local approximation of equation (45) is better (it is valid for large transformation). And second, when combined with the transformation operator L , the derivative can be applied on the closed form of the Gaussian function. For instance, if the X-translation operator $L = \frac{\partial}{\partial x}$ is applied to $f = P' * g_\sigma$, the actual computation becomes:

$$L_X(f) = \frac{\partial}{\partial x} (P' * g_\sigma) = P' * \frac{\partial g_\sigma}{\partial x} \quad (53)$$

because of the differentiation properties of convolution when the support is compact. This is easily done by convolving the original image with the X-derivative




Fig. 12. Graphic illustration of the computation of f and two tangent vectors corresponding to $L_x = \partial/\partial x$ (X-translation) and $L_y = \partial/\partial y$ (Y-translation), from a binary image I . The Gaussian function $g(x, y) = \exp(-\frac{x^2+y^2}{2\sigma^2})$ has a standard deviation of $\sigma = 0.9$ in this example although its graphic representation (small images on the right) have been rescaled for clarity.

of the Gaussian function g_σ . This operation is illustrated in Figure 12. Similarly, the tangent vector for scaling can be computed with

$$L_S(f) = \left(x \frac{\partial}{\partial x} + y \frac{\partial}{\partial y} \right) (I * g_\sigma) = x(I * \frac{\partial g_\sigma}{\partial x}) + y(I * \frac{\partial g_\sigma}{\partial y}) \quad (54)$$

This operation is illustrated in Figure 13.

4.3 Important transformations in image processing

This section summarizes how to compute the tangent vectors for image processing (in 2D). Each discrete image I_i is convolved with a Gaussian of standard deviation g_σ to obtain a representation of the continuous image f_i , according to equation:

$$f_i = I_i * g_\sigma. \quad (55)$$

The resulting image f_i will be used in all the computations requiring I_i (except for computing the tangent vector). For each image I_i , the tangent vectors are computed by applying the operators corresponding to the transformations of interest to the expression $I_i * g_\sigma$. The result, which can be precomputed, is an image which is the tangent vector. The following list contains some of the most useful tangent vectors:




Fig. 13. Graphic illustration of the computation of the tangent vector $T_u = D_x S_x + D_y S_y$ (bottom image). In this example the displacement for each pixel is proportional to the distance of the pixel to the center of the image ($D_x(x, y) = x - x_0$ and $D_y(x, y) = y - y_0$). The two multiplications (horizontal lines) as well as the addition (vertical right column) are done pixel to pixel.

X-translation: This transformation is useful when the classification function is known to be invariant with respect to the input transformation:

$$t_\alpha : \begin{pmatrix} x \\ y \end{pmatrix} \mapsto \begin{pmatrix} x + \alpha \\ y \end{pmatrix} \quad (56)$$

The Lie operator is defined by:

$$L_X = \frac{\partial}{\partial x} \quad (57)$$

Y-translation: This transformation is useful when the classification function is known to be invariant with respect to the input transformation:

$$t_\alpha : \begin{pmatrix} x \\ y \end{pmatrix} \mapsto \begin{pmatrix} x \\ y + \alpha \end{pmatrix} \quad (58)$$

The Lie operator is defined by:

$$L_Y = \frac{\partial}{\partial y} \quad (59)$$

Rotation: This transformation is useful when the classification function is known to be invariant with respect to the input transformation:

$$t_\alpha : \begin{pmatrix} x \\ y \end{pmatrix} \mapsto \begin{pmatrix} x \cos \alpha - y \sin \alpha \\ x \sin \alpha + y \cos \alpha \end{pmatrix} \quad (60)$$

The Lie operator is defined by:

$$L_R = y \frac{\partial}{\partial x} + (-x) \frac{\partial}{\partial y} \quad (61)$$

Scaling: This transformation is useful when the classification function is known to be invariant with respect to the input transformation:

$$t_\alpha : \begin{pmatrix} x \\ y \end{pmatrix} \mapsto \begin{pmatrix} x + \alpha x \\ y + \alpha y \end{pmatrix} \quad (62)$$

The Lie operator is defined by:

$$L_S = x \frac{\partial}{\partial x} + y \frac{\partial}{\partial y} \quad (63)$$

Parallel hyperbolic transformation: This transformation is useful when the classification function is known to be invariant with respect to the input transformation:

$$t_\alpha : \begin{pmatrix} x \\ y \end{pmatrix} \mapsto \begin{pmatrix} x + \alpha x \\ y - \alpha y \end{pmatrix} \quad (64)$$

The Lie operator is defined by:

$$L_S = x \frac{\partial}{\partial x} - y \frac{\partial}{\partial y} \quad (65)$$

Diagonal hyperbolic transformation: This transformation is useful when the classification function is known to be invariant with respect to the input transformation:

$$t_\alpha : \begin{pmatrix} x \\ y \end{pmatrix} \mapsto \begin{pmatrix} x + \alpha y \\ y + \alpha x \end{pmatrix} \quad (66)$$

The Lie operator is defined by:

$$L_S = y \frac{\partial}{\partial x} + x \frac{\partial}{\partial y} \quad (67)$$

The resulting tangent vector is the norm of the gradient of the image, which is very easy to compute.

Thickening: This transformation is useful when the classification function is known to be invariant with respect to variation of thickness. This is known in morphology as dilation, or erosion. It is very useful in certain domains, such as handwritten character recognition because thickening and thinning are natural variations which correspond to the pressure applied on a pen, or to different absorption properties of the ink on the paper. A dilation (resp. erosion) can be defined as the operation of replacing each value $f(x,y)$ by the largest (resp. smallest) value of $f(x', y')$ for (x', y') within a region of a certain shape, centered at (x, y) . The region is called the structural element. We will assume that the structural element is a sphere of radius α . We define

the thickening transformation as the function which takes the function f and generates the function f'_α defined by:

$$f'_\alpha(X) = \max_{\|r\| < \alpha} f(X + r) \quad \text{for } \alpha \geq 0 \quad (68)$$

$$f'_\alpha(X) = \min_{\|r\| < -\alpha} f(X + r) \quad \text{for } \alpha < 0 \quad (69)$$

The derivative of the thickening for $\alpha \geq 0$ can be written as:

$$\lim_{\alpha \rightarrow 0} \frac{f'_\alpha(X) - f(X)}{\alpha} = \lim_{\alpha \rightarrow 0} \frac{\max_{\|r\| < \alpha} f(X + r) - f(X)}{\alpha} \quad (70)$$

$f(X)$ can be put within the max expression because it does not depend on $\|r\|$. Since $\|\alpha\|$ tends toward 0, we can write:

$$f(X + r) - f(X) = r \cdot \nabla f(X) + O(\|r\|^2) \approx r \cdot \nabla f(X) \quad (71)$$

The maximum of

$$\max_{\|r\| < \alpha} f(X + r) - f(X) = \max_{\|r\| < \alpha} r \cdot \nabla f(X) \quad (72)$$

is attained when r and $\nabla f(X)$ are co-linear, that is when

$$r = \alpha \frac{\nabla f(X)}{\|\nabla f(X)\|} \quad (73)$$

assuming $\alpha > 0$. It can easily be shown that this equation holds when α is negative, because we then try to minimize equation (69). We therefore have:

$$\lim_{\alpha \rightarrow 0} \frac{f'_\alpha(X) - f(X)}{\alpha} = \|\nabla f(X)\| \quad (74)$$

Which is the tangent vector of interest. Note that this is true for α positive or negative. The tangent vectors for thickening and thinning are identical. Alternatively, we can use our computation of the displacement r and define the following transformation of the input:

$$t_\alpha(f) : \begin{pmatrix} x \\ y \end{pmatrix} \mapsto \begin{pmatrix} x + \alpha r_x \\ y + \alpha r_y \end{pmatrix} \quad (75)$$

where

$$(r_x, r_y) = r = \alpha \frac{\nabla f(X)}{\|\nabla f(X)\|} \quad (76)$$

This transformation of the input space is different for each pattern f (we do not have a Lie group of transformation, but the field structure generated by the (pseudo Lie) operator is still useful. The operator used to find the tangent vector is defined by:

$$L_T = \|\nabla\| \quad (77)$$

which means that the tangent vector image is obtained by computing the normalized gray level gradient of the image at each point (the gradient at each point is normalized).

The last 5 transformation are depicted in Figure 14 with the tangent vector. The last operator corresponds to a thickening or thinning of the image. This unusual transformation is extremely useful for handwritten character recognition.

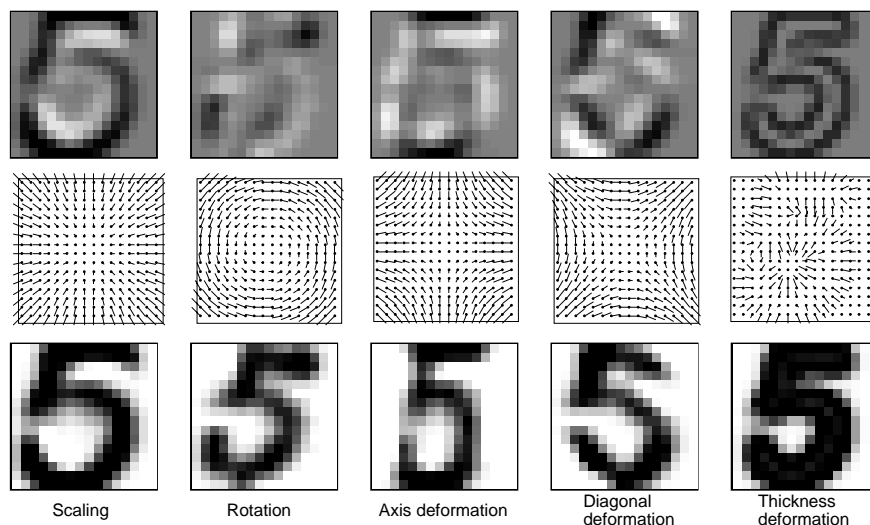


Fig. 14. Illustration of 5 tangent vectors (top), with corresponding displacements (middle) and transformation effects (bottom). The displacement D_x and D_y are represented in the form of vector field. It can be noted that the tangent vector for the thickness deformation (right column) correspond to the norm of the gradient of the gray level image.

5 Conclusion

The basic Tangent Distance algorithm is quite easy to understand and implement. Even though hardly any preprocessing or learning is required, the performance is surprisingly good and compares well to the best competing algorithms. We believe that the main reason for this success is its ability to incorporate *a priori* knowledge into the distance measure. The only algorithm which performed better than Tangent Distance on one of the three databases was boosting, which has the similar *a priori* knowledge about transformations built into it.

Many improvements are of course possible. First, a smart preprocessing can allow us to measure the Tangent Distance in a more appropriate “feature” space, instead of the original pixel space. In image classification, for example, the features could be horizontal and vertical edges. This would most likely further improve the performance⁶ The only requirement is that the preprocessing must

⁶ There may be an additional cost for computing the tangent vectors in the feature space if the feature space is very complex.

be differentiable, so that the tangent vectors can be computed (propagated) into the feature space.

Second, the Tangent Vectors and the prototypes can be learned from the training data, rather than chosen *a priori*. In applications such as speech, where it is not clear to what transformation the classification is invariant, the ability to learn the Tangent Vector is a requirement. It is straightforward to modify algorithms such as LVQ (Learning Vector quantization) to use a tangent distance. It is also straightforward to derive an batch [13] or on-line [23] algorithm to train the tangent vectors

Finally, many optimizations which are commonly used in distance based algorithms can be used as successfully with Tangent Distance to speed up computation. The multi-resolution approach have already been tried successfully [25]. Other methods like “multi-edit-condensing” [1, 30] and K-d tree [4] are also possible.

The main advantage of Tangent Distance is that it is a modification of a standard distance measure to allow it to incorporate a priori knowledge that is specific to your problem. Any algorithms based on a common distance measure (as it is often the case in classification, vector quantization, predictions, etc...) can potentially benefit from a more problem-specific distance. Many of this “distance based” algorithms do not require any learning, which means that they can be adapted instantly by just adding new patterns in the database. These additions are leveraged by the a-priori knowledge put in the tangent distance.

The two drawbacks of tangent distance are its memory and computational requirements. The most computationally and memory efficient algorithms generally involve learning [20]. Fortunately, the concept of tangent vectors can also be used in learning. This is the basis for the tangent propagation algorithm. The concept is quite simple: instead of learning a classification function from examples of its values, one can also use information about its derivatives. This information is provided by the tangent vectors. Unfortunately, not many experiments have been done in this direction. The two main problems with tangent propagation are that the capacity of the learning machine has to be adjusted to incorporate the additional information pertinent to the tangent vectors, and that training time must be increased. After training, the classification time and complexity are unchanged, but the classifier’s performance is improved.

To a first approximation, using Tangent Distance or Tangent propagation is like having a much larger database. If the database was plenty large to begin with, tangent distance or tangent propagation would not improve the performance. To a better approximation, tangent vector are like using a distortion model to magnify the size of the training set. In many cases, using tangent vector will be preferable to collecting (and labeling!) vastly more training data, and preferable (especially for memory-based classifiers) to dealing with all the data generated by the distortion model. Tangent vectors provide a compact and powerful representation of a-priori knowledge which can easily be integrated in the most popular algorithms.

References

1. P. A. Devijver and J. Kittler. *Pattern Recognition, A Statistical Approach*. Prentice Hall, Englewood Cliffs, 1982.
2. Alfred V. Aho, John E. Hopcroft, and Jeffrey D. Ullman. *Data Structure and Algorithms*. Addison-Wesley, 1983.
3. Léon Bottou and Vladimir N. Vapnik. Local learning algorithms. *Neural Computation*, 4(6):888–900, 1992.
4. Alan J. Broder. Strategies for efficient incremental nearest neighbor search. *Pattern Recognition*, 23:171–178, 1990.
5. D. S. Broomhead and D. Lowe. Multivariable functional interpolation and adaptive networks. *Complex Systems*, 2:321–355, 1988.
6. Yvonne Choquet-Bruhat, Cecile DeWitt-Morette, and Dillard-Bleick. *Analysis, Manifolds and Physics*. North-Holland, Amsterdam, Oxford, New York, Tokyo, 1982.
7. Corinna Cortes and Vladimir Vapnik. Support vector networks. *Machine Learning*, 20:273–297, 1995.
8. Belur V. Dasarthy. *Nearest Neighbor (NN) Norms: NN Pattern classification Techniques*. IEEE Computer Society Press, Los Alamitos, California, 1991.
9. Harris Drucker, Robert Schapire, and Patrice Y. Simard. Boosting performance in neural networks. *International Journal of Pattern Recognition and Artificial Intelligence*, 7, No. 4:705–719, 1993.
10. Keinosuke Fukunaga and Thomas E. Flick. An optimal global nearest neighbor metric. *IEEE transactions on Pattern analysis and Machine Intelligence*, 6, No. 3:314–318, 1984.
11. R. Gilmore. *Lie Groups, Lie Algebras and some of their Applications*. Wiley, New York, 1974.
12. Trevor Hastie, Eyal Kishon, Malcolm Clark, and Jason Fan. A model for signature verification. Technical Report 11214-910715-07TM, AT&T Bell Laboratories, July 1991.
13. Trevor Hastie and Patrice Y. Simard. Metrics and models for handwritten character recognition. *Statistical Science*, 13, 1998.
14. T. J. Hastie and R. J. Tibshirani. *Generalized Linear Models*. Chapman and Hall, London, 1990.
15. Geoffrey E. Hinton, Christopher K. I. Williams, and Michael D. Revow. Adaptive elastic models for hand-printed character recognition. In *Advances in Neural Information Processing Systems*, pages 512–519. Morgan Kaufmann Publishers, 1992.
16. A. E. Hoerl and R. W. Kennard. Ridge regression: Biased estimation for non-orthogonal problems. *Technometrics*, 12:55–67, 1970.
17. T. Kohonen. Self-organization and associative memory. In *Springer Series in Information Sciences*, volume 8. Springer-Verlag, 1984.
18. Y. Le Cun, B. Boser, J. S. Denker, D. Henderson, R. E. Howard, W. Hubbard, and L. D. Jackel. Handwritten digit recognition with a back-propagation network. In David Touretzky, editor, *Advances in Neural Information Processing Systems*, volume 2, (Denver, 1989), 1990. Morgan Kaufman.
19. Y. LeCun. Generalization and network design strategies. In R. Pfeifer, Z. Schreter, F. Fogelman, and L. Steels, editors, *Connectionism in Perspective*, Zurich, Switzerland, 1989. Elsevier. an extended version was published as a technical report of the University of Toronto.

20. Y. LeCun, L. D. Jackel, L. Bottou, C. Cortes, J. S. Denker, H. Drucker, I. Guyon, U. A. Muller, E. Sackinger, P. Simard, and V. Vapnik. Learning algorithms for classification: A comparison on handwritten digit recognition. In J. H. Oh, C. Kwon, and S. Cho, editors, *Neural Networks: The Statistical Mechanics Perspective*, pages 261–276. World Scientific, 1995.
21. E. Parzen. On estimation of a probability density function and mode. *Ann. Math. Stat.*, 33:1065–1076, 1962.
22. W. H. Press, B. P. Flannery, Teukolsky S. A., and Vetterling W. T. *Numerical Recipes*. Cambridge University Press, Cambridge, 1988.
23. Holger Schwenk. The diablo classifier. *Neural Computation*, page in press, 1998.
24. Robin Sibson. Studies in the robustness of multidimensional scaling: Procrustes statistics. *J. R. Statist. Soc.*, 40:234–238, 1978.
25. Patrice Y. Simard. Efficient computation of complex distance metrics using hierarchical filtering. In *Advances in Neural Information Processing Systems*. Morgan Kaufmann Publishers, 1994.
26. Frank Sinden and Gordon Wilfong. On-line recognition of handwritten symbols. Technical Report 11228-910930-02IM, AT&T Bell Laboratories, June 1992.
27. V. N. Vapnik. *Estimation of dependences based on empirical data*. Springer Verlag, 1982.
28. V. N. Vapnik and A. Ya. Chervonenkis. On the uniform convergence of relative frequencies of events to their probabilities. *Th. Prob. and its Applications*, 17(2):264–280, 1971.
29. Nuno Vasconcelos and Andrew Lippman. Multiresolution tangent distance for affine-invariant classification. In *Advances in Neural Information Processing Systems*, volume 10, pages 843–849. Morgan Kaufmann Publishers, 1998.
30. Jean Voisin and Pierre Devijver. An application of the multiedit-condensing technique to the reference selection problem in a print recognition system. *Pattern Recognition*, 20 No 5:465–474, 1987.