

**An application proposal of yardstick competition
to the regional markets of the French railway system**

Julien LEVEQUE

jleveque@let.ish-lyon.cnrs.fr

Laboratoire d'Économie des Transports (CNRS)

5 October 2004

The French monopoly problem

- The French railway services (freight, inter-city, regional):

	1938	1983	1994	2004
number of operators	1	1	1	1
operators	SNCF	SNCF	SNCF	SNCF

- The regional rail transport services (TER):

- **suburban** trains
- **interurban** trains
- **rural** trains

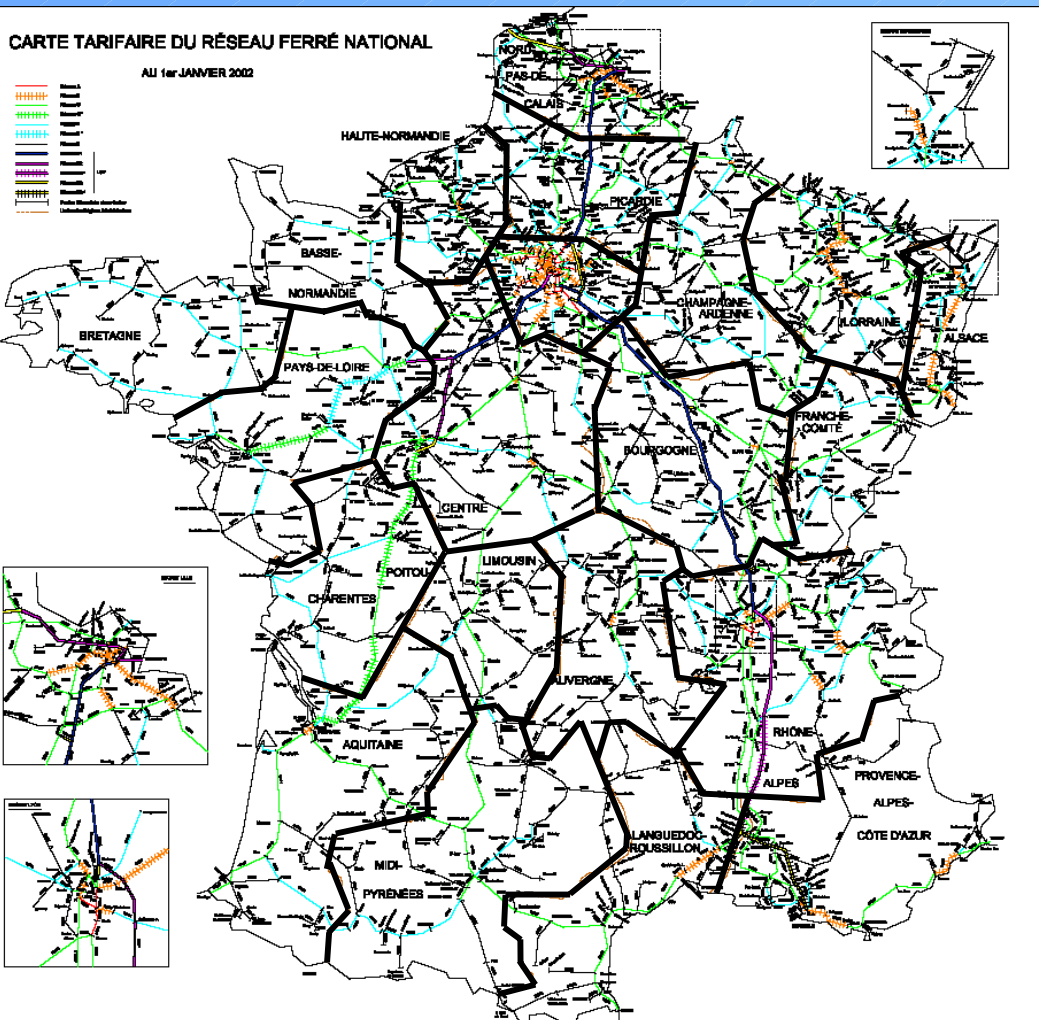
Current organization

Average regional network in 2002:

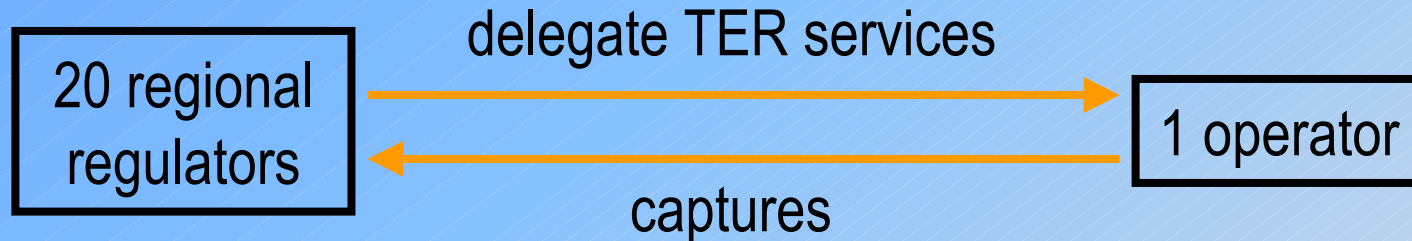
- 450 M P.K
- 7.1 M Tr.K
- 1157 km of lines
- 70.7 km/h
- traffic revenues = 40 % costs
- operating income: 100 M €
- operating result: 3.7 M €



64 P/Tr



Which incentives?



➤ Contracts (5-10 years) define PSO and subsidies:

- **quality** incentives: bonus/malus
- **traffic** incentives: SNCF bears the commercial risk
- **cost** incentives: “RPI” + 0!!!!!!!!!!!!

➤ no call for tender  lack of competitive pressure on costs

The yardstick competition mechanism

- **Shleifer:** Estimating what should be the best prices and subsidies, by comparing the performances of several similar, regulated firms:

$$\text{revenues of firm } i = \frac{\sum_{j \neq i} \text{costs of firm } j}{N-1}$$



costs of the compared firms have to be homogenous!

The proposed scheme:

- Comparing the performances of the 20 regional SNCF departments
- Implementation by a **common agency of the regional regulators**
 - Which **incentives**?
 - financial gains / penalties
 - reputation effect

Benefits of the use of comparisons

- reduction of the **uncertainty** due to:
 - prices increase
 - changes in labour legislation
 - national strikes

- reduction of the **informational rent** due to:
 - spatial organization
 - labour organization

Correcting external heterogeneity

- **endogenous** heterogeneity: due to political decisions in defining PSO

Nash: customer = government,

output = level of service: Tr.K (\neq number of P.K)

- **exogenous** heterogeneity: due to the environment (infrastructure, society)



introduction of environmental variables in the model

The cost frontier model

➤ data issued from the regional accounts of the SNCF (1997 & 1998)

➤ stochastic cost frontier:

$$\ln C_{it} = \beta_0 + \beta_1 \ln \text{Tr.K}_{it} + \beta_2 \ln \text{L.L}_{it} + \sum_{k>2} \beta_k \ln w_{k,it} + v_{it} + u_{it}$$

➤ control of the external heterogeneity:

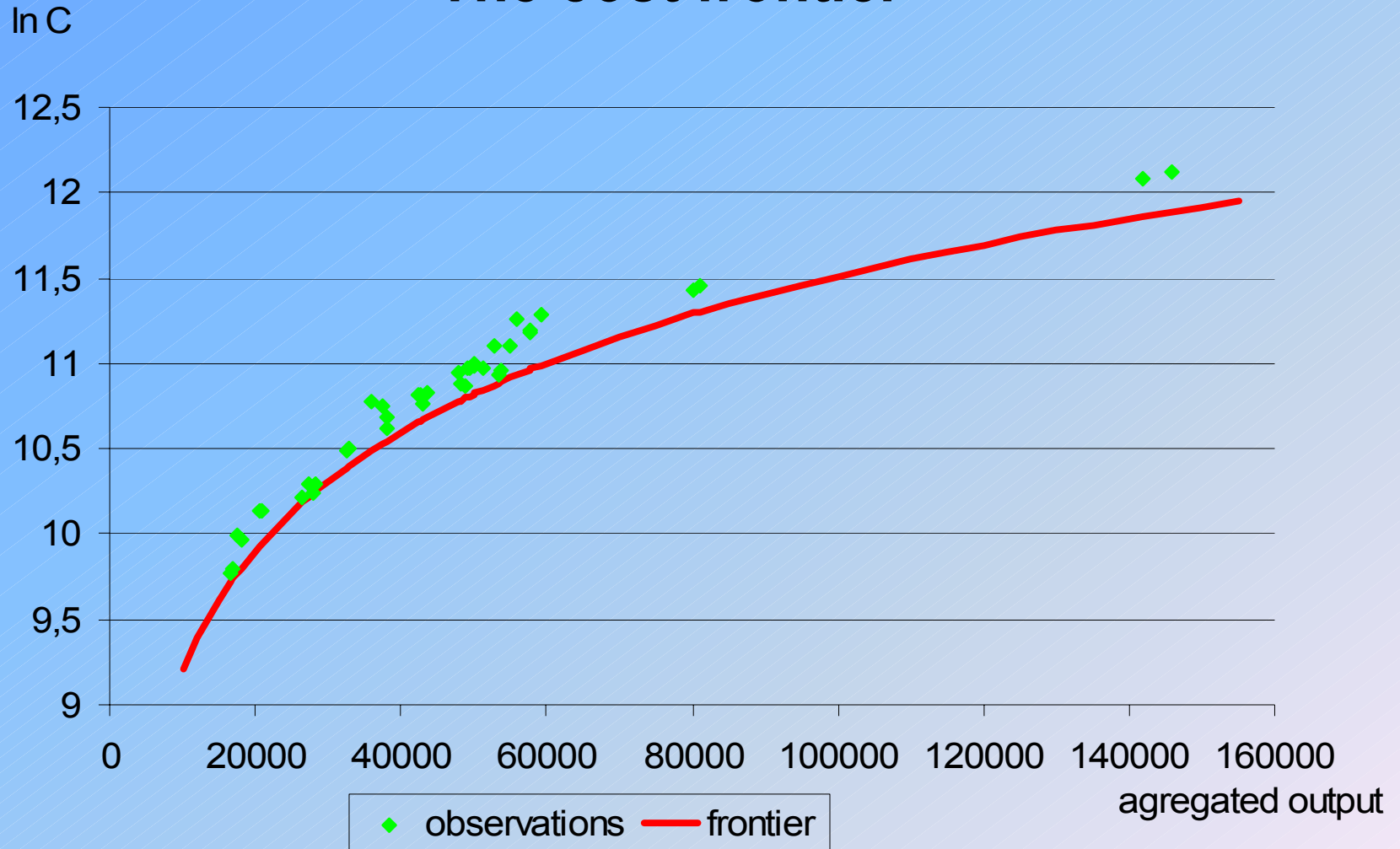
$$u_{it} = \delta_0 + \sum_{k \geq 1} \delta_k Z_{k,it} + \varepsilon_{it}$$

Measure of efficiency

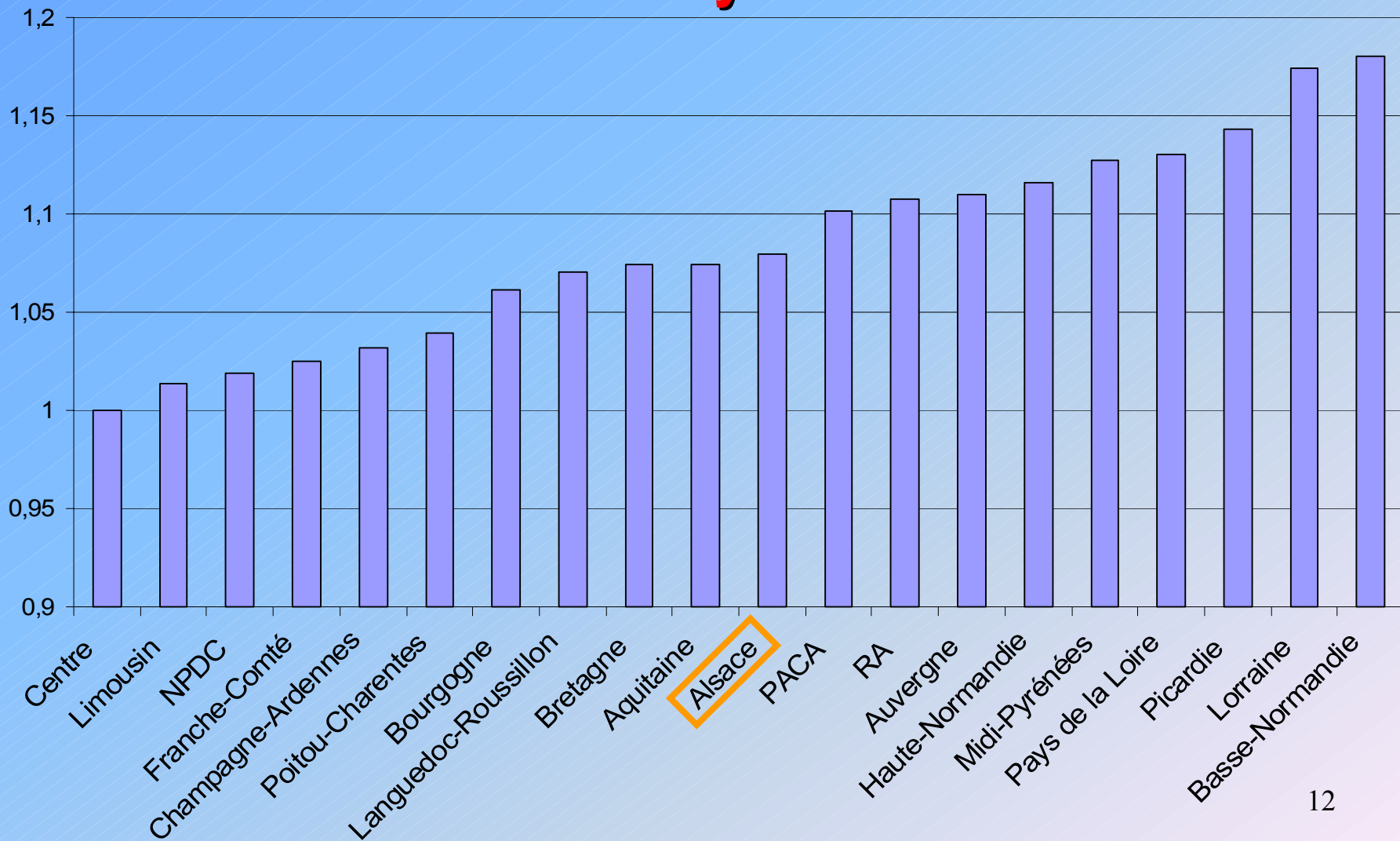
Estimation results

Dependent variable: In C – Observations: 40						
Variables	1 st model		2 nd model		3 rd model	
	Coefficient	t-test	Coefficient	t-test	Coefficient	t-test
Constant	1.266	5.45	0.8948	62.1	2.460	12.4
In Tr.K	1.177	35.0	1.226	78.2	1.033	39.0
In L.L	- 0.08707	-1.88	-0.09949	-3.46	-0.08723	-2.01
Constant	0.05309	0.16	-0.05082	-1.07	-0.03764	-1.98
Delinq	2.088	2.02	2.555	3.41	3.584	4.91
Load	0.01014	5.39	0.005219	14.1		
P.K	- 0.8762 ^{E-3}	-2.63	-0.7097 ^{E-3}	-118		
Exp	- 0.06364	-1.04				
Speed	-0.005289	-1.50				
K	0.1998 ^{E-5}	0.23				
γ	0.966	19.8	0.999	688	0.999	237
Log-L	63.94		71.76		63.38	

The cost frontier



Efficiency scores



Towards a more incentive regulation scheme

- Yardstick competition could be implemented:
 - while maintaining the legal monopoly of the SNCF
 - external heterogeneity can be controlled
 - internal heterogeneity (inefficiency) is quite important

- Franchising should be introduced in addition

**Thank you
for your attention**