



HAL
open science

A note on the consequences of an endogenous discounting depending on the environmental quality

Alain Ayong Le Kama, Katheline Schubert

► **To cite this version:**

Alain Ayong Le Kama, Katheline Schubert. A note on the consequences of an endogenous discounting depending on the environmental quality. *Macroeconomic Dynamics*, 2007, 11 (2), pp.272-289. 10.1017/S1365100507060063 . halshs-00206326

HAL Id: halshs-00206326

<https://shs.hal.science/halshs-00206326>

Submitted on 17 Jan 2008

HAL is a multi-disciplinary open access archive for the deposit and dissemination of scientific research documents, whether they are published or not. The documents may come from teaching and research institutions in France or abroad, or from public or private research centers.

L'archive ouverte pluridisciplinaire **HAL**, est destinée au dépôt et à la diffusion de documents scientifiques de niveau recherche, publiés ou non, émanant des établissements d'enseignement et de recherche français ou étrangers, des laboratoires publics ou privés.

A note on the consequences of an endogenous discounting depending on the environmental quality

A. AYONG LE KAMA*

Université de Lille 1 and Commissariat général du Plan

E-mail: adayong@univ-paris1.fr

K. SCHUBERT

EUREQua, Université de Paris 1

E-mail: schubert@univ-paris1.fr

November 9, 2005 – revised version

Abstract

Our intention is to study, in the framework of a very simple optimal growth model, the consequences on the optimal paths followed by consumption and the environmental quality of an endogenous discounting. Consumption directly comes from the use of environmental services and so is a direct cause of environmental degradation. The environment is valued both as a source of consumption and as an amenity. For a sustainability concern, we introduce an endogenous discount rate growing with the environmental quality, and compare the optimal growth paths with the ones obtained in the usual case of exogenous and constant discounting. We show that the convergence of the environmental quality towards a steady state occurs only for a very special configuration of the parameters in the exogenous discounting case, while it occurs generically in the endogenous discounting one. This happens for a utility discount rate becoming sufficiently high when the environmental quality is high and sufficiently low when the environmental quality is poor. In this case then, endogenous discounting with a positive marginal discount rate allows us to avoid the depletion of the environment.

Keywords: Endogenous discounting, Sustainability, Environment

JEL codes: O41, Q0, E6

* *Corresponding author.* Address: EUREQua, U.M.R. n° 8594 CNRS, Université de Paris I, Maison des Sciences Économiques, 106–112 bd. de l'Hôpital, 75647 Paris Cedex 13, France.

We thank El Hadji Fall and Philippe Michel for their valuable comments.

1 Introduction

Optimal growth models usually make the assumption of a constant and strictly positive utility social discount rate. This practice has long been questioned, but is still widely used, maybe because of the lack of a convincing alternative (Heal (2001)).

The first doubt goes back at least to the well known criticisms by Ramsey and Harrod of a strictly positive utility social discount rate (Ramsey (1928), Harrod (1948)), and has led to the so-called undiscounted utilitarianism. But Koopmans (1960) has stressed the drawbacks of this approach: it usually leads to unrealistically high optimal saving rates for the present and near-future generations, and so to a sacrifice of the present and of the near future instead of the supposed sacrifice of the far future implied by a positive discount rate. Nevertheless, the temptation of a zero rate of discount is still very present as far as the environment is concerned because of the very long horizon often involved in environmental matters¹ (see, for a comprehensive view of discounting and the environment, the contributions collected in the book edited by Portney and Weyant (1999)).

The usual approach has been challenged by authors arguing that the utility discount rate should be neither constant and positive nor zero, but should be decreasing in the course of time. They claim that empirical evidence supports that decrease. Harvey (1994), Heal (1998), Loewenstein and Prelec (1992), Laibson, (1996), (1997) or Barro (1999) propose formulas of decreasing discounting justified by considerations of individual psychology. But the choice of a utility discount rate in normative models is an ethical one, as stressed by Heal (1998), (2001) or Ayong Le Kama (2001), and it is less than obvious that a social planner should only reflect in this choice the representative consumer's psychology. Gollier (2002a), (2002b) and Weitzman (1998) justify decreasing discounting in a partial equilibrium set-up by the uncertainty on the future growth rate of the economy or on the future interest rate. Li and Löfgren (2000) study an economy with heterogeneous agents differing by their utility discount rate (constant and exogenous) but identical in all other respects. They show that this economy behaves as if there was a unique representative agent with a decreasing discount rate, tending in the long run towards the rate of the more patient agent. Here the decreasing discount rate is not an assumption but a consequence of the heterogeneity.

Another strand of literature, disconnected from environmental concerns, studies the question of habit formation, and introduces a utility discount factor depending on present and past consumption levels (Epstein (1987), Becker, Boyd and Sung (1989), Obstfeld (1990), Das (2003)). Obstfeld (1990) gives a formal treatment of the simple optimal growth model with this utility discount factor, and concludes that most of the time this assumption does not qualitatively change the optimal growth paths, in comparison with the case of an exogenous constant discount rate.

We want here to extend Obstfeld's approach to a growth model in which environment matters (Pittel (2002) has the same objective in a different framework). We consider two ways by which the environmental quality could affect the social intertemporal welfare: the usual direct effect of the current level of environmental quality on instantaneous utility (amenity effect), and a less usual indirect effect of current and past levels of environmental quality on the utility discount factor. This discount factor now depends on the path of environmental quality through time. Utility is no longer time-separable, tastes are intertemporally dependent. The discount rate depends on the current state of the environment. Besides, we make the assumption of a positive marginal impatience: the discount rate increases with the level of the environmental quality.

It is possible to rationalize this ethical choice of an endogenous utility discount rate depending on the environmental quality and increasing with it by a sustainable development motive. Society could express in this way a form of intergenerational altruism, consisting in deciding to discount

¹Obviously, the time horizon is especially long for problems such as global warming or nuclear waste disposal.

the future at a rate all the lower since the environmental quality is low. That could be a way of introducing sustainability concerns in optimal growth models².

We then try to elucidate the consequences of such an ethical choice. These consequences are very hard to assess in complex growth models with capital accumulation. We thus use here a simple framework where consumption directly comes from the use of environmental services, and so directly causes environmental degradation³.

We first study the evolution of the economy and the environment with an exogenous and constant discount rate (section 2), as a benchmark for the study of the endogenous utility discount case. We present and discuss in section 3 the assumptions made about the endogenous discount factor and their consequences, and then characterize all the types of optimal paths that the economy can follow under these assumptions. We show that the convergence of the environmental quality towards a steady state occurs only for a very special configuration of the parameters in the exogenous discounting case, while it occurs generically in the endogenous discounting one. This happens for a utility discount rate becoming sufficiently high when the environmental quality is high and sufficiently low when the environmental quality is poor. Section 4 concludes.

2 The economy with a constant discount rate

2.1 The model

We introduce an optimal growth model with an environmental asset. This asset can be seen as natural capital or as the environmental quality. It is valued both as a source of consumption of environmental services and as a stock of amenities. The stock of environmental asset S is depleted by consumption C , but regenerates itself at a rate $m > 0$ taken as constant for simplification. Its dynamics is then described by

$$\dot{S}_t = mS_t - C_t. \quad (1)$$

The objective of the social planner is to maximize the present value of the life-time utility of the representative consumer over an infinite horizon. The representative consumer derives *felicity*⁴ $u(\cdot)$ not only from consumption, but also from environmental quality. The future felicities are discounted at the constant rate $\rho > 0$. Let $\mathbf{C} = [C_t]_0^\infty$ and $\mathbf{S} = [S_t]_0^\infty$ represent some consumption and environmental quality paths respectively. The social planner seeks to maximize

$$\max U(\mathbf{C}, \mathbf{S}) = \int_0^{+\infty} e^{-\rho t} u(C_t, S_t) dt, \quad (2)$$

subject to

$$\begin{cases} \dot{S}_t = mS_t - C_t, \\ C_t \geq 0, S_t \geq 0, \\ S_0 \text{ given.} \end{cases} \quad (3)$$

²It could be interesting to study the market economy, where private agents, unaware of sustainability concerns and/or considering the environmental quality as an externality, would discount exponentially, and to look at the way the optimal solutions with endogenous discounting could be implemented.

³It is in some sense the worst possible case: there exist neither technical progress enhancing the transformation of environmental services into consumption, nor substitution possibilities between environmental services and man-made capital. There is no means of improving the environmental quality except by natural regeneration. In such a framework, consumption and environmental quality necessarily evolve together in the long run: both increase, or both decrease, or both converge towards a stationary state.

⁴We follow the convention of Arrow and Kurz (1970) in referring to the subutility functions as *felicities*. In contrast, the term utility always refers to the planner's intertemporal objective.

Assumption 1. *The felicity function $u(\cdot)$ is continuous, twice differentiable, and possesses the following properties⁵: $\forall C, S > 0, u_C > 0, u_S > 0, u_{CC} \leq 0$. It is also concave with respect to its two arguments: $u_{CC}u_{SS} - (u_{CS})^2 \geq 0$.*

The constant-value Hamiltonian of the previous problem is

$$\mathcal{H} = u(C, S) e^{-\rho t} + \tilde{\lambda} [mS - C],$$

where $\tilde{\lambda} \geq 0$ is the co-state variable associated with the environmental quality. The first order necessary conditions then give us

$$\lambda = u_C, \tag{4a}$$

$$\frac{\dot{\lambda}}{\lambda} = \rho - m - \phi(C, S) \frac{C}{S}, \tag{4b}$$

where $\lambda = \tilde{\lambda} e^{\rho t}$, and the transversality condition writes

$$\lim_{t \rightarrow \infty} e^{-\rho t} \lambda_t S_t = 0. \tag{3c}$$

$\phi(C, S) \equiv \frac{Su_S}{Cu_C} > 0$ by assumption 1 is the ratio of the values of environmental quality and consumption, both evaluated at their marginal felicity. $\phi(\cdot)$ then reflects the “relative preference for the environment” of the representative agent.

Differentiation of equation (4a) with respect to time leads to the following result: $\frac{\dot{\lambda}}{\lambda} = \eta_1 \frac{\dot{C}}{C} + \eta_2 \frac{\dot{S}}{S}$, where $\eta_1 = Cu_{CC}/u_C < 0$ is the elasticity of the marginal felicity of consumption with respect to the level of consumption and $\eta_2 = Su_{CS}/u_C \leq 0$ is the elasticity of the marginal felicity with respect to the level of environmental quality. Substituting this relationship into (4b) yields

$$\eta_1 \frac{\dot{C}}{C} + \eta_2 \frac{\dot{S}}{S} = \rho - m - \phi(C, S) \frac{C}{S}. \tag{5}$$

2.2 The balanced growth path (BGP)

2.2.1 Existence of a BGP

Given the equation of motion of the environmental quality (1), if the growth rate of the environmental quality is constant along the optimal path then the ratio C/S is also constant, which indicates that C and S grow at the same rate. Let g be this common rate. We have $C/S = m - g$. Substituting g into (5) leads to

$$g = \frac{\rho - (1 + \phi(C, S))m}{\eta_1 + \eta_2 - \phi(C, S)}.$$

Therefore, the feasibility of the BGP, that is the constancy of g , requires:

Assumption 2. *(i) The elasticities of the marginal felicity of consumption with respect to consumption, η_1 , and environmental quality, η_2 , are constant; (ii) the relative preference for the environment is constant, i.e. $\phi(C, S) = \phi, \forall (C, S)$ ⁶.*

⁵ u_C and u_S are the first partial derivatives of the function $u(\cdot)$ with respect to its arguments C and S . u_{CC} is likewise the second partial derivative, using obvious notation.

⁶Smulders and Gradus (1996) show that (ii) is a necessary condition for the existence of a balanced growth path when the stock of environmental resource is a source of felicity.

These restrictions⁷ give rise to a non-separable felicity function of the CRRA-type:

$$u(C, S) = \frac{(CS^\phi)^{1-1/\sigma}}{1-1/\sigma}, \quad (6)$$

where $\sigma = -1/\eta_1 > 0$ is the intertemporal elasticity of substitution of consumption.

Assumption 3. $\sigma < 1$.

This assumption is sufficient to ensure the concavity of the felicity function⁸. It implies that the marginal felicity of consumption decreases with the level of environmental quality: $u_{CS} < 0$. Furthermore, with $\sigma < 1$ the felicity function (6) is negative and thus bounded from above.

It is easy to show that, with the specification of the felicity function (6), the growth rate along the BGP is

$$g = \sigma \left(m - \frac{\rho}{1+\phi} \right), \quad (7)$$

which may be positive or negative, depending on the parameters⁹. We can also notice that the optimal growth rate is bounded from above: $g \leq \sigma m = \lim_{\rho \rightarrow 0} g$. σm therefore reflects the highest growth rate that society can expect; it depends on the regenerative capacities of the environment.

Besides, as S is evolving along the BGP at the rate g and λ at the rate $\rho - m - \phi(m - g)$, the transversality condition (3c) is fulfilled if and only if $(g - m)(1 + \phi) < 0$ i.e. $g < m$. Given that we have assumed $\sigma < 1$, the upper bound of g is strictly lower than m : $g \leq \sigma m < m$. The transversality condition is always satisfied.

2.2.2 Properties of the BGP

Introducing the stationary variable $x = \frac{C}{S}$, we easily show, using the equation of motion of the environmental quality (1) and equation (5), that the dynamic system characterizing the evolution of the economy and the environment reduces to a single equation in x ,

$$\frac{\dot{x}}{x} = (1 + \phi)(x - \tilde{x}), \quad (8)$$

where $\tilde{x} > 0$ is the stationary ratio of consumption to environmental quality along the BGP. By (1) and (7), we have:

$$\tilde{x} = m - g = (1 - \sigma)m + \frac{\sigma\rho}{1 + \phi}. \quad (9)$$

Equation (8) is unstable. If the x ratio is higher than \tilde{x} , the environmental quality will be consumed completely, and if on the contrary it is lower, the environmental quality will grow without bounds and consumption will be driven to zero. The x ratio then takes from the initial time its stationary value \tilde{x} , and initial consumption is $C_0 = \tilde{x}S_0 = \left((1 - \sigma)m + \frac{\sigma\rho}{1 + \phi} \right) S_0$.

⁷Despite the lack of generality that these restrictions imply, they allow us to study the effect of endogenous discounting in a framework where the benchmark – the case with constant and exogenous discounting – consists in a balanced growth path.

⁸We see easily that the necessary and sufficient condition for concavity is $\sigma \leq \frac{1+\phi}{\phi}$. $\sigma < 1$ is then sufficient, and we restrict ourselves to this case for technical reasons (see below).

⁹The growth rate of consumption and environmental quality along the BGP will be positive if the natural regeneration and the preference for the environment are sufficiently high, and if the discount rate is low enough.

3 The economy with an endogenous discount rate

3.1 The model

We now introduce an economy where the social planner uses a discount factor based on the historical path of the environmental quality. In all other respects, the economy is the same as in the previous section. The intertemporal discounted utility function, with variable discount rate, of a representative consumer is now given by

$$U(\mathbf{C}, \mathbf{S}) = \int_0^{+\infty} e^{-\Delta_t} u(C_t, S_t) dt, \quad (10)$$

where the felicity function $u(\cdot)$ satisfies assumptions 1, 2 and 3. The future felicities are discounted at time t with a discount factor equal to $e^{-\Delta_t}$, where $\Delta_t \geq 0$ is assumed to depend on the past and current levels of the environmental quality, as described by the following equation:

$$\Delta_t = \int_0^t \theta(S_\tau) d\tau. \quad (11)$$

$\theta(S_t) = -\frac{d \ln(e^{-\Delta_t})}{dt} \geq 0, \forall S_t$, is the utility discount rate at time t ¹⁰.

In the case of an endogenous discounting depending on the past and current levels of consumption, there is considerable disagreement over whether the marginal discount rate should be positive or negative (see Obstfeld (1990)). Loosely speaking, a positive marginal rate means that rich people are more impatient than poor ones. This assumption is frequently made in the literature related to the question of habit formation, but never satisfactorily justified (see Epstein (1987)). Obstfeld (1990) justifies his adoption of this assumption by the fact that it is necessary for the convergence of his model. Das (2003) shows that this is not a general property of models with habit formation, which can, under some additional assumptions, be stable even with a negative marginal discount rate. Whatever the psychological explanations that underline each approach, our view is that the final choice is normative. Moreover, we think that the fact that impatience should be increasing or decreasing with the consumption of private goods doesn't imply anything about how impatience should evolve with the public natural capital¹¹. We require:

Assumption 4. $\theta'(S) > 0$ and $\theta''(S) < 0, \forall S > 0$.

Our choice of a discount rate increasing with the environmental quality is justified by the outcomes of the current debate about discounting and the environment (see Portney and Weyant (1999) for a comprehensive view of this debate). The main point is to find how to properly take into account the welfare of the far future generations, that the traditional exogenous exponential discounting makes quite irrelevant, without sacrificing the welfare of the present ones; or, as has been stressed by Chichilnisky (1996), how to avoid any dictatorship of the present and of the future. One possible way is to use hyperbolic (decreasing) discounting, but it leads to time inconsistent choices. Our approach allows us to avoid this. In this context, the positive marginal

¹⁰The preference structure, as specified in (10), is *recursive* in the sense that Δ is allowed to depend on the past and current levels of the environmental quality, as described by equation (11). Thus, a change in the present level of environmental quality will not only have an effect on the current level of felicity, but also on the entire future felicity stream.

¹¹This is the reason why our model does not reduce to the familiar *AK* framework of the endogenous growth theory, even if it seems formally identical: the *AK* model deals with man-made capital, which is a private good, while we want to study endogenous discounting depending on the natural capital, which is a public or at least a merit good.

discount rate reflects the sustainability motive that here underlies endogenous discounting: concerned by intergenerational equity, the society chooses to discount at a rate all the smaller since the environmental quality is low, because in this case environmental questions become pressing. The idea is that an endogenous discounting with a positive marginal discount rate depending on the level of the environmental quality should help to prevent or to limit further deteriorations of the environment.

Following Obstfeld (1990), we consider Δ_t as a second state variable that accounts for accumulated impatience¹². Differentiating (11) with respect to time yields

$$\dot{\Delta}_t = \theta(S_t). \quad (12)$$

The social planner's program is therefore to maximize (10) subjects to (1) and (12) together with the initial conditions (S_0 and Δ_0 given) and non-negativity constraints ($C_t \geq 0, S_t \geq 0$).

The constant-value Hamiltonian of the social planner's problem is

$$\mathcal{H}(C, S, \Delta, \tilde{\lambda}, \tilde{\mu}) = u(C, S) e^{-\Delta} + \tilde{\lambda}[mS - C] - \tilde{\mu}\theta(S), \quad (13)$$

where $\tilde{\lambda} \geq 0$ is the co-state variable associated with environmental quality, and $\tilde{\mu}$ is the co-state variable associated with the "stock of accumulated impatience" (Obstfeld (1990)).

Applying Pontryagin's maximum principle, we get the following first-order necessary conditions for optimality:

$$u_C = \lambda, \quad (14a)$$

$$\frac{\dot{\lambda}}{\lambda} = \theta(S) - m - \phi \frac{C}{S} + \frac{\mu}{\lambda} \theta'(S), \quad (14b)$$

$$\frac{\dot{\mu}}{\mu} = \theta(S) - \frac{u(C, S)}{\mu}, \quad (14c)$$

where $\lambda = \tilde{\lambda}e^{\Delta}$ and $\mu = \tilde{\mu}e^{\Delta}$ (thus $\dot{\lambda} - \theta(S)\lambda = \dot{\tilde{\lambda}}e^{\Delta}$), together with the transversality condition¹³

$$\lim_{t \rightarrow \infty} \mathcal{H}(t) = 0. \quad (15)$$

Note that, as Obstfeld (1990) points out, when μ converges to a definite long term value, as will be the case below, the third equation (14c) of this system can be integrated into

$$\mu_t = \int_t^{\infty} u(C_s, S_s) e^{-\int_t^s \theta(S_\tau) d\tau} ds = e^{\Delta_t} \int_t^{\infty} e^{-\Delta_s} u(C_s, S_s) ds, \quad (16)$$

which means that μ_t corresponds to the discounted present value of the future flow of felicities from the standpoint of time t . Given that we have assumed a negative felicity function, we also have $\mu_t \leq 0$.

We prove in the Appendix that assumptions 3 and 4 ensure the strict concavity of the maximized Hamiltonian $\mathcal{H}^*(S, \Delta, \tilde{\lambda}, \tilde{\mu}) = \max_C \mathcal{H}(C, S, \Delta, \tilde{\lambda}, \tilde{\mu})$ with respect to S and Δ . So the necessary conditions are also sufficient for an optimum (Seierstad and Sydsæter (1987)).

We now reduce the system (14a)-(14c) into a more tractable one. Following Palivos, Wang and Zhang (1997), recall that, along the optimal path, $d\mathcal{H}/dt = \partial\mathcal{H}/\partial t$. Since the social planner's program considered here is autonomous, $\partial\mathcal{H}/\partial t = 0$, thus the Hamiltonian is independent

¹²Due to the non constant discount rate, Pontryagin's maximum principle cannot be applied directly. We need this state variable to solve the problem within the standard optimal control approach.

¹³On the transversality conditions in infinite horizon problems see Michel (1982).

of time along the optimal path. This and the transversality condition (15) imply that $\mathcal{H}(t) = 0$ $\forall t$ along the optimal path. We can therefore deduce

$$\mu = \frac{1}{\theta(S)} [u(C, S) + \lambda(mS - C)]. \quad (17)$$

The system (14a)-(14b) then writes

$$\lambda = u_C, \quad (18a)$$

$$\frac{\dot{\lambda}}{\lambda} = \theta(S) - m - \phi \frac{C}{S} + \frac{\theta'(S) u(C, S) - (C - mS) u_C}{\theta(S) u_C}. \quad (18b)$$

3.2 The optimal paths

Given assumptions 1 and 2, the differentiation of the first-order condition (18a) with respect to time yields

$$\frac{\dot{\lambda}}{\lambda} = -\frac{1}{\sigma} \frac{\dot{C}}{C} + \phi \left(1 - \frac{1}{\sigma}\right) \frac{\dot{S}}{S}.$$

Substituting the dynamics of the environmental quality (1) and the first-order condition (18b) into this equation, we show that the dynamics of consumption along the optimal path is

$$\frac{\dot{C}}{C} = \phi \frac{C}{S} - \sigma \theta(S) + (\sigma - \phi(1 - \sigma)) m + \sigma \varepsilon(S) \left(\frac{1}{1 - \sigma} \frac{C}{S} - m \right), \quad (19)$$

where $\varepsilon(S) = \frac{S\theta'(S)}{\theta(S)}$ is the elasticity of the utility discount rate $\theta(\cdot)$ with respect to the environmental quality. $\varepsilon(S)$ is positive under assumption 4. If we reintroduce the variable $x = C/S$, the dynamic system characterizing the evolution of this economy is given by the motion of the ratio of consumption to environmental quality along the optimal path:

$$\frac{\dot{x}}{x} = \left[1 + \phi + \frac{\sigma}{1 - \sigma} \varepsilon(S) \right] [x - (1 - \sigma)m] - \sigma \theta(S), \quad (20)$$

together with the one of the environmental quality (1).

Let us assume that the utility discount rate is bounded:

Assumption 5. (i) $\lim_{S \rightarrow \infty} \theta(S) = \bar{\theta}$ is finite, and (ii) $\lim_{S \rightarrow 0} \theta(S) = \underline{\theta} \geq 0$.

The first part of this assumption seems reasonable: it means that when the environmental quality becomes very high the discount rate remains bounded. $\bar{\theta}$ can be interpreted as the utility discount rate that the social planner would choose if economic activity did not harm environmental quality, which could remain always high. The second part of this assumption just introduces the notation used for the lower bound of the utility discount rate, eventually equal to zero¹⁴.

Now we can study all the types of optimal scenarios that can occur with endogenous discounting, given the parameters of the economy.

¹⁴An example of discount rate satisfying assumptions 4 and 5, with $\underline{\theta} = 0$, is:

$$\theta(S) = \bar{\theta} \left(1 - e^{-\alpha S} \right), \quad \alpha > 0.$$

3.2.1 The stationary state

Let us first look at the existence of a stationary state of the dynamic system (1) and (20).

A stationary solution (x^*, S^*) of this dynamic system is characterized by $\dot{x} = \dot{S} = 0$. Thus, equation (1) implies $x^* = m$. Substituting this into (20), we easily see that stationary solutions are values S^* satisfying the following equation:

$$\theta(S) = m \left[1 + \phi + \frac{\sigma}{1-\sigma} \varepsilon(S) \right]. \quad (21)$$

Assumption 6. $\varepsilon'(S) \leq 0, \forall S$.

This assumption demands that the elasticity of the utility discount rate is decreasing in S . It seems reasonable, and besides it is necessary to ensure the stability of the stationary solution (see below).

Proposition 1 : *Under assumptions 1-6, there exists a unique stationary equilibrium (x^*, S^*) characterized by*

$$\begin{cases} x^* = m, \\ \theta(S^*) = m \left[1 + \phi + \frac{\sigma}{1-\sigma} \varepsilon(S^*) \right], \end{cases} \quad (22)$$

if and only if $\bar{\theta} \geq m(1 + \phi)$ and $\underline{\theta} \leq m \left[1 + \phi + \frac{\sigma}{1-\sigma} \varepsilon(0) \right]$ i.e. if and only if the upper bound of the utility discount rate is high enough vis-à-vis the relative preference for the environment and the natural regeneration rate and the lower bound low enough¹⁵.

Proof. Let us consider the function $f(S) = m \left[1 + \phi + \frac{\sigma}{1-\sigma} \varepsilon(S) \right] > 0$ which corresponds to the RHS of (21). A solution S^* of (21) will be such that $\theta(S^*) = f(S^*)$. We know, by assumptions 4 and 5, that $\theta(S)$ is strictly increasing from its lower bound $\underline{\theta}$ (eventually equal to zero) to its upper bound $\bar{\theta}$. Besides, $f(S)$ is positive, and we have $f'(S) = m \frac{\sigma}{1-\sigma} \varepsilon'(S) \leq 0$ under assumption 6 above. Palivos *et al.* (1997) show (Lemma 1 p. 212) that under assumption 5 (i) we have $\lim_{S \rightarrow \infty} S\theta'(S) = 0$, i.e. $\lim_{S \rightarrow \infty} \varepsilon(S) = 0$. Then $f(S)$ decreases monotonically for $S = 0$ to $+\infty$ from $f(0) = m \left[1 + \phi + \frac{\sigma}{1-\sigma} \varepsilon(0) \right]$ to $m(1 + \phi)$. There exists therefore a unique value S^* such that $\theta(S^*) = f(S^*)$ if and only if $[\underline{\theta}, \bar{\theta}] \cap [m(1 + \phi), f(0)] \neq \emptyset$, which reduces to $\bar{\theta} \geq m(1 + \phi)$ and $\underline{\theta} \leq f(0)$. ■

Proposition 2 : *Under assumptions 1-6, the unique stationary equilibrium (x^*, S^*) is a saddle-point.*

Proof. We can show that the Jacobian matrix of the dynamic system (1) and (20) is

$$J = \begin{pmatrix} 0 & -S^* \\ \sigma m \left(\frac{\sigma}{1-\sigma} m \varepsilon'(S^*) - \theta'(S^*) \right) & \theta(S^*) \end{pmatrix}.$$

We then have $\text{tr} J = \theta(S^*) > 0$ and

$$\det J = \sigma m S^* \left(\frac{\sigma}{1-\sigma} m \varepsilon'(S^*) - \theta'(S^*) \right) < 0$$

because $\varepsilon'(S^*) \leq 0$ by assumption 6 and $\theta'(S^*) > 0$ by assumption 4. ■

¹⁵If $\underline{\theta} = 0$, the second part of this condition is always fulfilled.

Propositions 1 and 2 state that endogenous discounting associated with a high upper bound of the utility discount rate and a small lower bound of this rate leads to the convergence of the economy towards a locally stable stationary state. In the exogenous discounting case there is a unique configuration of the parameters ensuring $g = 0$: the discount rate must satisfy $\rho = (1 + \phi)m$, whereas the existence of a stationary state is generic in the endogenous discounting case. Besides, the steady state is unstable in the exogenous case, whereas it is saddle-path stable in the endogenous one. This result means that endogenous discounting with a utility discount rate becoming sufficiently high when the environmental quality is high and sufficiently low when the environment is very depleted allows society to stabilize the environmental quality, which would either collapse or grow infinitely with exogenous discounting. See figure 1, where the $\dot{x} = 0$ curve is growing, and admits $\bar{x} = (1 - \sigma)m + \frac{\sigma\bar{\theta}}{1+\phi}$ as an asymptote¹⁶.

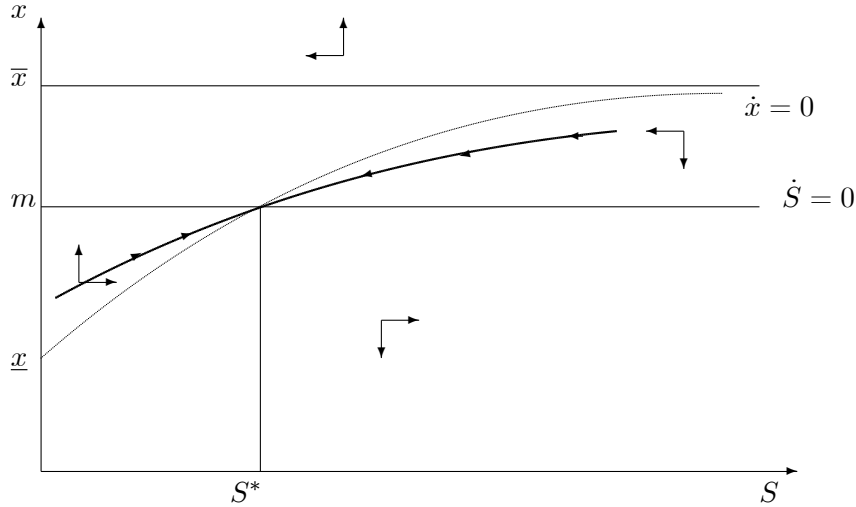


Figure 1: The convergence towards a stationary state. Case $\bar{\theta} > m(1 + \phi)$ i.e. $\bar{x} > m$ and $\underline{\theta} \leq f(0)$ i.e. $\underline{x} \leq m$

More technically, this result shows that the endogenous discounting allows a stabilization of the environmental quality when the bounds of the discount function are such that the range of feasible values of the ratio of consumption to environmental quality includes the regenerative capacity of the environment, m . That is: for $\theta(S) \in [\underline{\theta}, \bar{\theta}[$, $S \in [0, +\infty[$, a necessary condition for the existence of a stationary solution is $m \in [\underline{x}, \bar{x}[$.

Let us now characterize the optimal paths when no stationary solution exists.

3.2.2 The asymptotically balanced growth path

Adapting Palivos *et al.* (1997), we say that a solution of the system (1) and (20) is an asymptotically balanced growth path if $\lim_{t \rightarrow \infty} \frac{\dot{S}}{S}$ exists and is finite (the path is nondegenerate if this limit is strictly positive) and if $\lim_{t \rightarrow \infty} \frac{\dot{x}}{x} = 0$. Palivos *et al.* (1997) show that necessary conditions for the existence of an asymptotically balanced growth solution of this type of problem is an asymptotically constant discount rate and an asymptotically constant elasticity of marginal felicity. These two conditions are by assumption fulfilled here. We then obtain the following.

Proposition 3 : *Under assumptions 1-6, there exists a unique nondegenerate asymptotically*

¹⁶We show easily that the locus $\dot{x} = 0$ is a curve $x(S)$ increasing in S from $x(0) = \underline{x} = (1 - \sigma)m + \frac{\sigma\underline{\theta}}{1+\phi+\frac{\sigma}{1-\sigma}\varepsilon(0)}$ to $\lim_{S \rightarrow \infty} x(S) = (1 - \sigma)m + \frac{\sigma\bar{\theta}}{1+\phi+\frac{\sigma}{1-\sigma}\lim_{S \rightarrow \infty} \varepsilon(S)}$. It will be shown below that $\lim_{S \rightarrow \infty} \varepsilon(S) = 0$. So $\lim_{S \rightarrow \infty} x(S) = (1 - \sigma)m + \frac{\sigma\bar{\theta}}{1+\phi} = \bar{x}$. Besides, it is straightforward to show that the locus $\dot{x} = 0$ is concave.

balanced growth path characterized by

$$\begin{cases} \bar{g} = \sigma \left(m - \frac{\bar{\theta}}{1+\phi} \right), \\ \bar{x} = (1 - \sigma)m + \frac{\sigma\bar{\theta}}{1+\phi}, \end{cases} \quad (23)$$

if and only if $\bar{\theta} < m(1 + \phi)$ i.e. the upper bound of the utility discount rate is low enough vis-à-vis the relative preference for the environment and the natural regeneration rate. If $\bar{\theta} = m(1 + \phi)$, we have a degenerate asymptotically balanced growth path with $\bar{g} = 0$.

Proof. Let us suppose that there exists a constant and strictly positive growth rate \bar{g} such that $\lim_{t \rightarrow \infty} \frac{\dot{S}}{S} = \lim_{t \rightarrow \infty} \frac{\dot{C}}{C} = \bar{g}$. We then have $\lim_{t \rightarrow \infty} \frac{\dot{x}}{x} = 0$. Because $\bar{g} > 0$, we have $\lim_{t \rightarrow \infty} S = +\infty$ and assumption 5 (i) can be used. As shown by Palivos *et al.* (1997) (Lemma 1 p. 212), we then have $\lim_{S \rightarrow \infty} \varepsilon(S) = 0$. The long term of the system (1) and (20) is then given by

$$\begin{cases} \bar{g} = m - \bar{x}, \\ 0 = (1 + \phi)(\bar{x} - (1 - \sigma)m) - \sigma\bar{\theta}, \end{cases}$$

from which we deduce (23). By construction, this solution is valid if and only if $\bar{g} > 0$, i.e. $\bar{\theta} < m(1 + \phi)$. The case $\bar{\theta} = m(1 + \phi)$ is straightforward. ■

We may notice that the asymptotic growth rate \bar{g} is exactly the same as the balanced growth rate g of the problem with exogenous discounting, provided that $\bar{\theta} = \rho$ (see equation (7)). Then if the upper bound of the utility discount rate is exactly the rate that would be chosen by the social planner in the case of exogenous discounting, the endogenous discounting economy follows in the long run the same path as the exogenous one, provided that this rate is low enough.

The system (1) and (20) is a dynamic system involving two variables: the environmental quality S , which grows asymptotically at a constant rate, and the ratio of consumption to environmental quality x which is stationary in the long run. Moreover, equation (20) makes the growth rate of x depend on the level of S , and so S cannot be easily eliminated to obtain a system involving two variables stationary in the long run. Nevertheless, we obtain the following results.

Proposition 4 : *Under assumption 1-6, if the upper bound of the utility discount rate is low enough (i.e. if $\bar{\theta} \leq m(1 + \phi)$), then along the asymptotically balanced growth path:*

- (i) x is lower than its long run value, i.e. $x_t < \bar{x} \forall t$;
- (ii) the growth rate of the environmental quality is higher than its long run value, i.e. $\dot{S}_t/S_t > \bar{g} \forall t$.

Proof. It is easy to show that equation (20) can be rewritten as:

$$\frac{\dot{x}}{x} = \left(1 + \phi + \frac{\sigma}{1 - \sigma} \varepsilon(S) \right) (x - \bar{x}) + \sigma (\bar{\theta} - \theta(S)) + \frac{\sigma^2 \bar{\theta} \varepsilon(S)}{(1 - \sigma)(1 + \phi)}.$$

This equation shows that for any given value of x such that $x \geq \bar{x}$, $\dot{x}/x > 0$ and x diverges, which is impossible. We therefore deduce that $x < \bar{x} \forall t$ (this shows the first part of the proposition). We then have $\dot{S}/S = m - x = \bar{g} + \bar{x} - x > \bar{g}$. ■

Propositions 3 and 4 indicate that endogenous discounting associated with an upper bound of the utility discount rate relatively low leads to an asymptotically balanced growth path, and that in the short run the environmental quality grows faster than in the long run at the expense of lower consumption. Society is less impatient to consume in the short run than in the long run, as long as the environmental quality is not high enough. See figure 2.

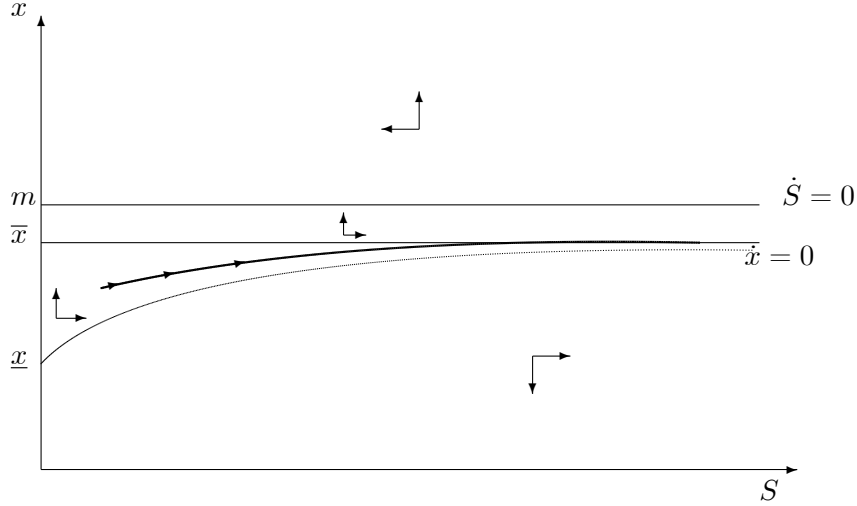


Figure 2: The asymptotically balanced growth path. Case $\bar{\theta} \leq m(1 + \phi)$ i.e. $\bar{x} \leq m$

3.2.3 The asymptotical depletion of the environmental quality

We now consider the last feasible case. This case involves a high lower bound of the utility discount rate, such that $\underline{\theta} > f(0)$.

Proposition 5 : Under assumptions 1-6, if $\underline{\theta} > m \left(1 + \phi + \frac{\sigma}{1-\sigma} \varepsilon(0)\right)$ (i.e. if the lower bound of the utility discount rate is high enough vis-à-vis the preference for the environment and the natural regeneration rate), an asymptotical depletion of the environmental quality occurs, with

$$\begin{cases} \underline{g} = \sigma \left(m - \frac{\underline{\theta}}{1 + \phi + \frac{\sigma}{1-\sigma} \varepsilon(0)} \right) < 0, \\ \underline{x} = (1 - \sigma)m + \frac{\sigma \underline{\theta}}{1 + \phi + \frac{\sigma}{1-\sigma} \varepsilon(0)}. \end{cases} \quad (24)$$

Proof. When the environmental quality decreases towards 0, the long term of the system (1) and (20) is given by

$$\begin{cases} \underline{g} = m - \underline{x}, \\ \underline{0} = (1 + \phi + \frac{\sigma}{1-\sigma} \varepsilon(0))(\underline{x} - (1 - \sigma)m) - \sigma \underline{\theta}, \end{cases}$$

from which we deduce (24). By construction, this solution is valid if and only if $\underline{g} < 0$, i.e. $\underline{\theta} > m \left(1 + \phi + \frac{\sigma}{1-\sigma} \varepsilon(0)\right) = f(0)$. ■

Proposition 6 : Under assumptions 1-6, if $\underline{\theta} > m \left(1 + \phi + \frac{\sigma}{1-\sigma} \varepsilon(0)\right)$, then along the path of asymptotical depletion of the environmental quality:

- (i) x is higher than its long run value, i.e. $x_t > \underline{x} \forall t$;
- (ii) the environmental quality decreases more quickly than in the long run, i.e. $\dot{S}_t/S_t < \underline{g} \forall t$.

Proof. It is easy to show that equation (20) can be rewritten as

$$\frac{\dot{x}}{x} = \left(1 + \phi + \frac{\sigma}{1-\sigma} \varepsilon(S)\right) (x - \underline{x}) + \sigma (\underline{\theta} - \theta(S)) + \frac{\sigma^2 \underline{\theta} (\varepsilon(S) - \varepsilon(0))}{(1-\sigma) \left(1 + \phi + \frac{\sigma}{1-\sigma} \varepsilon(0)\right)}.$$

This equation shows that if $x \leq \underline{x}$, $\dot{x}/x < 0$ and x converges towards zero, which is impossible given the properties of the felicity function. We therefore deduce that $x > \underline{x}, \forall t$ (this shows the first part of the proposition). We then have $\dot{S}/S = m - x = \underline{g} + \underline{x} - x < \underline{g}$. ■

Propositions 5 and 6 indicate that when the discount rate is bounded from below at a high value, the optimal solution is an asymptotical depletion of the environmental quality, because the society's impatience remains high whatever the level of the natural capital. Furthermore, impatience is higher in the short run than in the long run, because the environmental quality is higher and impatience increases with it. This implies that in the short run environmental quality decreases faster, which allows the society to consume more. See figure 3. In this case, the ratio of consumption to environmental quality is always higher than the regenerative capacity of the environment m .

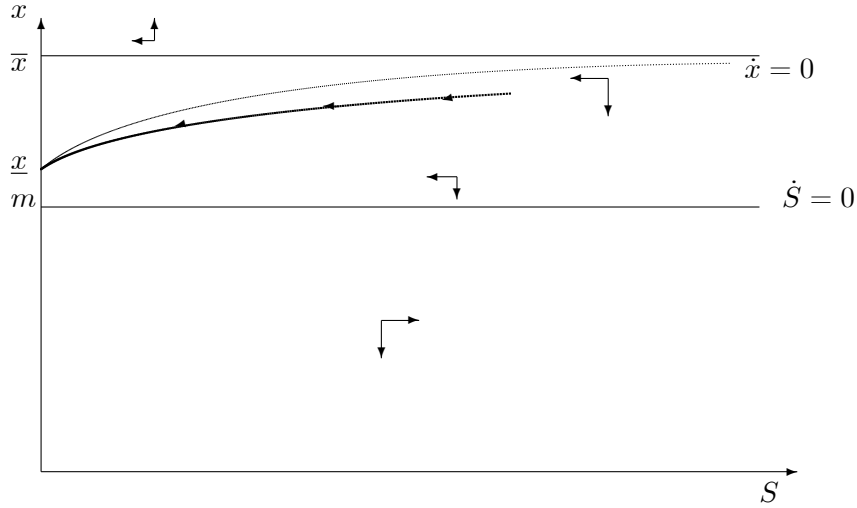


Figure 3: The asymptotical depletion of the environmental quality. Case $\underline{\theta} > f(0)$ i.e. $\underline{x} > m$

4 Concluding remarks

This paper has introduced an endogenous utility discount rate depending on the state of the environmental quality. Even if there is a disagreement over whether the marginal discount rate should be positive or negative, in the context of the habit formation literature where the discount rate depends on consumption for a private motive, we make here the assumption of a positive marginal discount rate depending on the state of the environment to reflect the social motive of sustainability. In the context of the long-lasting debate about discounting and the environment, this expresses the fact that if the society is concerned by intergenerational equity, it will choose to discount at a rate all the smaller since the environmental quality is low.

We show within this framework that under both exogenous and endogenous discounting three qualitatively different scenarios can occur: growth of consumption and the environmental quality to infinity, decrease to zero, and convergence towards a positive steady state (see figure 4). This last scenario occurs with endogenous discounting when the discount rate is allowed to vary between bounds $\underline{\theta}$ and $\bar{\theta}$, with $\bar{\theta}$ large enough and $\underline{\theta}$ small enough, while in the exogenous case it occurs only for a discount rate exactly equal to $(1 + \phi)m$, a razor-edge case. So a stabilization of the environmental quality is more likely to occur with endogenous discounting.

This methodology can be used in applied cost-benefit analysis. While implying a utility discount rate decreasing in the course of time if environmental conditions worsen, it avoids the problem of time inconsistency and gives a new justification to this decrease.

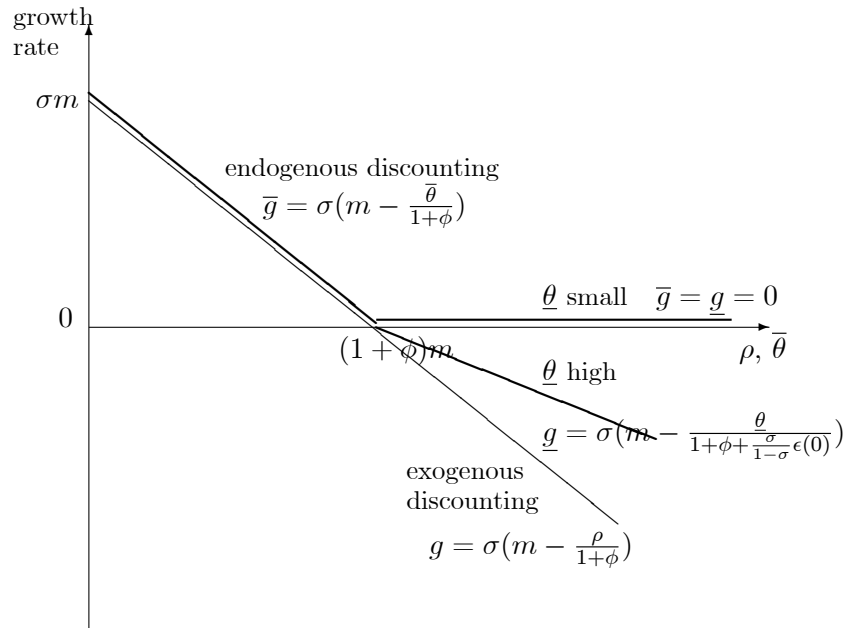


Figure 4: The growth rate as a function of ρ (exogenous discounting) and $\bar{\theta}$ (endogenous discounting)

References

- ARROW, K., AND M. KURZ (1970): *Public Investment, the Rate of Return and Optimal Fiscal Policy*. Johns Hopkins Press.
- AYONG LE KAMA, A. (2001): “Sustainable Growth, Renewable Resources and Pollution,” *Journal of Economic Dynamics and Control*, 25(12), 1911–1918.
- BARRO, R. (1999): “Ramsey Meets Laibson in the Neoclassical Growth Model,” *Quarterly Journal of Economics*, 114, 1125–1152.
- BECKER, R., J. BOYD, AND B. SUNG (1989): “Recursive Utility and Optimal Capital Accumulation. I. Existence,” *Journal of Economic Theory*, 47, 76–100.
- CHICHILNISKY, G. (1996): “An Axiomatic Approach to Sustainable Development,” *Social Choice and Welfare*, 13, 231–257.
- DAS, M. (2003): “Optimal Growth with Decreasing Marginal Impatience,” *Journal of Economic Dynamics and Control*, 27, 1881–1898.
- EPSTEIN, L. (1987): “A Simple Dynamic General Equilibrium Model,” *Journal of Economic Theory*, 41, 68–95.
- GOLIER, C. (2002a): “Time Horizon and the Discount Rate,” *Journal of Economic Theory*, 107, 463–473.
- (2002b): “Discounting an Uncertain Future,” *Journal of Public Economics*, 85, 149–166.
- HARROD, R. (1948): *Towards a Dynamic Economy*. Macmillan Press, London.
- HARVEY, C. (1994): “The Reasonableness of Non-Constant Discounting,” *Journal of Public Economics*, 53, 31–51.
- HEAL, G. (1998): *Valuing the Future: Economic Theory and Sustainability*. Columbia University Press.

- (2001): “Intertemporal Welfare Economics and the Environment,” mimeo, University of Columbia.
- KOOPMANS, T. (1960): “Stationary Ordinal Utility and Impatience,” *Econometrica*, 28, 287–309.
- LAIBSON, D. (1996): “Hyperbolic Discount Functions, Undersaving, and Savings Policy,” *NBER Working Paper*, 5635.
- (1997): “Golden Eggs and Hyperbolic Discounting,” *Quarterly Journal of Economics*, 112, 443–477.
- LI, C.-Z., AND K.-G. LOFGREN (2000): “Renewable Resources and Economic Sustainability: A Dynamic Analysis with Heterogeneous Time Preferences,” *Journal of Environmental Economics and Management*, 40, 236–249.
- LOEWENSTEIN, G., AND D. PRELEC (1992): “Anomalies in Intertemporal Choice: Evidence and an Interpretation,” *Quarterly Journal of Economics*, 107, 573–598.
- MICHEL, P. (1982): “On the Transversality Conditions in Infinite Horizon Problems,” *Econometrica*, 50(4), 975–985.
- OBSTFELD, M. (1990): “Intertemporal Dependence, Impatience, and Dynamics,” *Journal of Monetary Economics*, 26, 45–75.
- PALIVOS, T., P. WANG, AND J. ZHANG (1997): “On the Existence of Balanced Growth Equilibrium,” *International Economic Review*, 38(1), 205–223.
- PITTEL, K. (2002): *Sustainability and Endogenous Growth*. Edward Elgar, Cheltenham, UK.
- PORTNEY, P. R., AND J. P. WEYANT (1999): *Discounting and Intergenerational Equity*. Resources for the Future.
- RAMSEY, F. P. (1928): “A Mathematical Theory of Saving,” *Economic Journal*, 138, 543–59.
- SEIERSTAD, A., AND K. SYDSAETER (1987): *Optimal Control Theory with Economic Applications*. North Holland, Amsterdam.
- SMULDERS, S., AND R. GRADUS (1996): “Pollution Abatement and Long-term Growth,” *European Journal of Political Economy*, 12, 505–532.
- WEITZMAN, M. (1998): “Why the Far Distant Future should be discounted at its Lowest Possible Rate,” *Journal of Environmental Economics and Management*, 36, 201–208.

Appendix: proof of the strict concavity of the maximized Hamiltonian with respect to S and Δ

The constant value Hamiltonian is given by equation (13) and the first order condition for optimality with respect to C is given by equation (14a) and writes $u_C = e^{\Delta} \tilde{\lambda}$. With our specification of the felicity function (6), this equation gives us the following expression for the optimal consumption:

$$C^*(S, \Delta, \tilde{\lambda}) = \left(\frac{e^{-\Delta} S^{\phi(1-\frac{1}{\sigma})}}{\tilde{\lambda}} \right)^{\sigma}.$$

We have $\mathcal{H}^*(S, \Delta, \tilde{\lambda}, \tilde{\mu}) = \max_C \mathcal{H}(C, S, \Delta, \tilde{\lambda}, \tilde{\mu}) = \mathcal{H}(C^*, S, \Delta, \tilde{\lambda}, \tilde{\mu})$:

$$\begin{aligned} \mathcal{H}^*(S, \Delta, \tilde{\lambda}, \tilde{\mu}) &= u(C^*, S) e^{-\Delta} + \tilde{\lambda} [mS - C^*] - \tilde{\mu} \theta(S) \\ &= \tilde{\lambda} mS - \tilde{\mu} \theta(S) - \frac{1}{1-\sigma} e^{-\sigma \Delta} \left(\frac{S^{\phi}}{\tilde{\lambda}} \right)^{\sigma-1}. \end{aligned}$$

So

$$\begin{aligned}\mathcal{H}_S^* &= \tilde{\lambda}m - \tilde{\mu}\theta'(S) + \phi e^{-\sigma\Delta} \frac{S^{\phi(\sigma-1)-1}}{\tilde{\lambda}^{\sigma-1}} \\ \mathcal{H}_\Delta^* &= \frac{\sigma}{1-\sigma} e^{-\sigma\Delta} \left(\frac{S^\phi}{\tilde{\lambda}} \right)^{\sigma-1},\end{aligned}$$

and

$$\begin{aligned}\mathcal{H}_{SS}^* &= -\tilde{\mu}\theta''(S) + \phi(\phi(\sigma-1)-1) e^{-\sigma\Delta} \frac{S^{\phi(\sigma-1)-2}}{\tilde{\lambda}^{\sigma-1}} \\ \mathcal{H}_{\Delta\Delta}^* &= -\frac{\sigma^2}{1-\sigma} e^{-\sigma\Delta} \left(\frac{S^\phi}{\tilde{\lambda}} \right)^{\sigma-1} \\ \mathcal{H}_{S\Delta}^* &= -\sigma\phi e^{-\sigma\Delta} \frac{S^{\phi(\sigma-1)-1}}{\tilde{\lambda}^{\sigma-1}},\end{aligned}$$

from which we easily deduce:

$$\mathcal{H}_{SS}^* \mathcal{H}_{\Delta\Delta}^* - (\mathcal{H}_{S\Delta}^*)^2 = \frac{\sigma^2\phi}{1-\sigma} e^{-2\sigma\Delta} \frac{S^{2\phi(\sigma-1)-2}}{\tilde{\lambda}^{2(\sigma-1)}} + \frac{\sigma^2}{1-\sigma} e^{-\sigma\Delta} \frac{S^{\phi(\sigma-1)}}{\tilde{\lambda}^{\sigma-1}} \tilde{\mu}\theta''(S).$$

Given that by equation (16) we have $\tilde{\mu} = \mu e^{-\Delta} \leq 0$, assumptions 3 and 4 ensure that $\mathcal{H}_{SS}^* \mathcal{H}_{\Delta\Delta}^* - (\mathcal{H}_{S\Delta}^*)^2 > 0$. ■