



HAL
open science

Competition between collective and individual dynamics

Sebastian Grauwin, Eric Bertin, Rémi Lemoy, Pablo Jensen

► **To cite this version:**

Sebastian Grauwin, Eric Bertin, Rémi Lemoy, Pablo Jensen. Competition between collective and individual dynamics. Proceedings of the National Academy of Sciences of the United States of America, 2009, 106 ((49)), pp.20622-20626. 10.1073/pnas.0906263106 . halshs-00467958

HAL Id: halshs-00467958

<https://shs.hal.science/halshs-00467958>

Submitted on 29 Mar 2010

HAL is a multi-disciplinary open access archive for the deposit and dissemination of scientific research documents, whether they are published or not. The documents may come from teaching and research institutions in France or abroad, or from public or private research centers.

L'archive ouverte pluridisciplinaire **HAL**, est destinée au dépôt et à la diffusion de documents scientifiques de niveau recherche, publiés ou non, émanant des établissements d'enseignement et de recherche français ou étrangers, des laboratoires publics ou privés.

Competition between collective and individual dynamics

Sébastien Grauwin^{* †}, Eric Bertin^{* †}, Rémi Lemoy^{† ‡}, and Pablo Jensen^{* † ‡ §}

^{*} Université de Lyon, Laboratoire de Physique, ENS Lyon and CNRS, 46 allée d'Italie, F-69007 Lyon, France, [†] IXXI, 5 rue du Vercors, F-69007 Lyon, France, [‡] Laboratoire d'Économie des Transports, Université Lyon 2 and CNRS, 14, av. Berthelot F-69007 Lyon, France, and [§] To whom correspondence should be addressed; E-mail: pablo.jensen@ens-lyon.fr

Submitted to Proceedings of the National Academy of Sciences of the United States of America

Linking the microscopic and macroscopic behavior is at the heart of many natural and social sciences. This apparent similarity conceals essential differences across disciplines: while physical particles are assumed to optimize the global energy, economic agents maximize their own utility. Here, we solve exactly a Schelling-like segregation model, which interpolates continuously between cooperative and individual dynamics. We show that increasing the degree of cooperativity induces a qualitative transition from a segregated phase of low utility towards a mixed phase of high utility. By introducing a simple function which links the individual and global levels, we pave the way to a rigorous approach of a wide class of systems, where dynamics is governed by individual strategies.

socioeconomy | statistical physics | segregation | phase transition

Introduction

The intricate relations between the individual and collective levels are at the heart of many natural and social sciences. Different disciplines wonder how atoms combine to form solids [1, 2], neurons give rise to consciousness [3, 4] or individuals shape societies [5, 6]. However, scientific fields assume distinct points of view for defining the “normal”, or “equilibrium” aggregated state. Physics looks at the collective level, selecting the configurations that minimize the global free energy [2]. In contrast, economic agents behave in a selfish way, and equilibrium is attained when no agent can increase its own satisfaction [7]. Although similar at first sight, the two approaches lead to radically different outcomes.

In this paper, we illustrate the differences between collective and individual dynamics on an exactly solvable model, similar to Schelling’s segregation model [8]. The model considers individual agents which prefer a mixed environment, with dynamics that lead to segregated or mixed patterns at the global level. A “tax” parameter monitors continuously the agents’ degree of altruism or cooperativity, i.e., their consideration of the global welfare. At high degrees of cooperativity, the system is in a mixed phase of maximal utility. As the altruism parameter is decreased, a phase transition occurs, leading to segregation. In this phase, the agents’ utilities remain low, in spite of continuous efforts to maximize their satisfaction. This paradoxical result of Schelling’s segregation model [8] has generated an abundant literature. Many papers have simulated how the global state depends on specific individual utility functions, as reviewed by [9]. There have been attempts at solving Schelling’s model analytically, in order to provide more general results [10, 11, 12]. However, these approaches are limited to specific utility functions. More recently, physicists have tried to use a statistical physics approach to understand the segregation transition [13, 14, 15]. The idea seems promising, since statistical physics has successfully bridged the micro-macro gap for physical systems governed by collective dynamics. However, progress was slow by lack of an appropriate framework allowing for individual dynamics [13]. In this paper, we introduce a rigorous generalization of the physicist’s free energy, which includes individual dynamics.

By introducing a “link” state function which is maximized in the stationary state, we pave the way to analytical treatments of a much wider class of systems, where dynamics is governed by individual strategies. Applied to the above Schelling-like segregation model, this approach offers a quantitative solution for very general utility functions.

Model

Our model represents in a schematic way the dynamics of residential moves in a city. For simplicity, we include one type of agents, but our results can readily be generalized to deal with agents of two “colors”, as in the original Schelling model [8] (see below and Supporting Information). The city is divided into Q blocks ($Q \gg 1$), each block containing H cells or flats (Fig 1). We assume that each cell can contain at most one agent, so that the number n_q of agents in a given block q ($q = 1, \dots, Q$) satisfies $n_q \leq H$, and we introduce the density of agents $\rho_q = n_q/H$. Each agent has the same utility function $u(\rho_q)$, which describes the degree of satisfaction concerning the density of the block he is living in. The collective utility is defined as the total utility of all the agents in the city: $U(x) = H \sum_q \rho_q u(\rho_q)$, where $x \equiv \{\rho_q\}$ corresponds to the coarse-grained configuration of the city, i.e. the knowledge of the density of each block. For a given x , there is a large number of ways to arrange the agents in the different cells. This number of arrangements is quantified by its logarithm $S(x)$, called the entropy of the configuration x .

The dynamical rule allowing the agents to move from one block to another is the following. At each time step, one picks up at random an agent and a vacant cell, within two different blocks. Then the agent moves in that empty cell with probability:

$$P_{xy} = \frac{1}{1 + e^{-\mathcal{G}/T}}, \quad [1]$$

where x and y are respectively the configurations before and after the move, and \mathcal{G} is the gain associated to the proposed move. The positive parameter T is a “temperature” which introduces in a standard way [16] some noise on the decision process. It can be interpreted as the effect of features that are not explicitly included in the utility function but still affect the moving decision (urban facilities, friends...). We write

Reserved for Publication Footnotes

the gain \mathcal{G} as :

$$\mathcal{G} = \Delta u + \alpha(\Delta U - \Delta u) \quad [2]$$

where Δu is the variation of the agent's own utility upon moving and ΔU is the variation of the total utility of all agents. The parameter $0 \leq \alpha \leq 1$ weights the contribution of the other agents' utility variation in the calculation of the gain \mathcal{G} , and it can thus be interpreted as a degree of cooperativity (or altruism). For $\alpha = 0$, the probability to move only depends on the selfish interest of the chosen agent, which corresponds to the spirit of economic models such as Schelling's. When $\alpha = 1$, the decision to move only depends on the collective utility change, as in physics' models. An economical interpretation could be that individual moves are controlled by a central government, via a tax that internalizes all the externalities (more on this below). Varying α in a continuous way, one can interpolate between the two limiting behaviors of individual and collective dynamics.

Results

We wish to find the stationary probability distribution $\Pi(x)$ of the microscopic configurations x . If the gain \mathcal{G} can be written as $\mathcal{G} = \Delta V \equiv V(y) - V(x)$, where $V(x)$ is a function of the configuration x , then the dynamics satisfies detailed balance [17] and the distribution $\Pi(x)$ is given by

$$\Pi(x) = \frac{1}{Z} e^{F(x)/T}, \quad [3]$$

with $F(x) = V(x) + TS(x)$ and Z a normalization constant. The entropy has for large H the standard expression $S(x) = H \sum_q s(\rho_q)$, with

$$s(\rho) = -\rho \ln \rho - (1 - \rho) \ln(1 - \rho). \quad [4]$$

We now need to find the function $V(x)$, if it exists. Given the form (2) of \mathcal{G} , finding such a function $V(x)$ amounts to finding a "link" function $L(x)$, connecting the individual and collective levels, such that $\Delta u = \Delta L$. The function V would thus be given by $V(x) = (1 - \alpha)L(x) + \alpha U(x)$. By analogy to the entropy, we assume that $L(x)$ can be written as a sum over the blocks, namely $L(x) = H \sum_q \ell(\rho_q)$. Considering a move from a block at density ρ_1 to a block at density ρ_2 , ΔL reduces in the large H limit to $\ell'(\rho_2) - \ell'(\rho_1)$, where ℓ' is the derivative of ℓ . The condition $\Delta u = \Delta L$ then leads to the identification $\ell'(\rho) = u(\rho)$, from which the expression of $\ell(\rho)$ follows:

$$\ell(\rho) = \int_0^\rho u(\rho') d\rho'. \quad [5]$$

As a result, the function $F(x)$ can be expressed in the large H limit as $F(x) = H \sum_q f(\rho_q)$, with a block potential $f(\rho)$ given by :

$$\begin{aligned} f(\rho) &= -T\rho \ln \rho - T(1 - \rho) \ln(1 - \rho) \\ &+ \alpha \rho u(\rho) + (1 - \alpha) \int_0^\rho u(\rho') d\rho'. \end{aligned} \quad [6]$$

The probability $\Pi(x)$ is dominated by the configurations $x = \{\rho_q\}$ that maximize the sum $\sum_q f(\rho_q)$ under the constraint of a fixed $\rho_0 = Q^{-1} \sum_{q=1}^Q \rho_q$. To perform this maximization procedure, we follow standard physics methods used in the study of phase transitions (like liquid-vapor coexistence [18]), which can be summarized as follows. If $f(\rho)$ coincides with its concave hull at a given density ρ_0 , then the state

of the city is homogeneous, and all blocks have a density ρ_0 . Otherwise, a phase separation occurs: some blocks have a density $\rho_1^* < \rho_0$, while the others have a density $\rho_2^* > \rho_0$ (see Supporting Information).

Interestingly, the potential $F = (1 - \alpha)L + \alpha U + TS$ appears as a generalization of the notion of free energy introduced in physical systems. Mapping the global utility U onto the opposite of the energy of a physical system, it turns out that for $\alpha = 1$, the maximization of the function $U + TS$ is equivalent to the minimization of the free energy $E - TS$. For $\alpha < 1$, the potential F takes into account individual moves through the link function L . Furthermore, the potential F can be calculated for arbitrary utility functions, allowing to predict analytically the global town state. Such an achievement eluded so far individualistic, Schelling-type models, which had to be studied through numerical simulations [9].

To obtain explicitly the equilibrium configurations, one needs to know the specific form of the utility function. To illustrate the dramatic influence of the cooperativity parameter α , we use the asymmetrically peaked utility function [19], which indicates that agents prefer mixed blocks (Figure 2). The overall town density is fixed at $\rho_0 = 1/2$ to avoid the trivial utility frustration resulting from the impossibility to attain the optimal equilibrium ($\rho_q = 1/2$ for all blocks). We also consider for simplicity the limit $T \rightarrow 0$, to avoid entropy effects. The qualitative behaviour of the system is unchanged for $\rho_0 \neq 1/2$ or for low values of the temperature, as shown in the Supplementary Information.

In the collective case ($\alpha = 1$), the optimal state corresponds to the configuration that maximizes the global utility, which can be immediately guessed from Figure 2, namely $\rho_q = 1/2$ for all q (Fig 1a). On the contrary, in the selfish case ($\alpha = 0$, Fig 1b), maximization of the potential $F(x)$ shows that the town settles in a segregated configuration where a fraction of the blocks are empty and the others have a density $\rho_s > 1/2$. Surprisingly, the city settles in this state of low utility in spite of agents' continuous efforts to maximize their own satisfaction. To understand this frustrated configuration, note that the collective equilibrium ($\rho_q = 1/2$ for all q) is now an *unstable* Nash equilibrium at $T > 0$. The instability can be understood by noting that at $T > 0$ there is a positive probability that an agent accepts a slight decrease of its utility, and leaves a block with density $\rho_q = 1/2$. The agents remaining in its former block now have a lower utility and are more likely to leave to another $\rho_q = 1/2$ block. This creates an avalanche which empties the block, as each move away further decreases the utility of the remaining agents. This avalanche stops when the stable (Nash) equilibrium, given by the maximum of the potential, is reached. This state corresponds to a spatially inhomogeneous repartition of agents in the city. To understand the transition between mixed and segregated configurations, it is instructive to calculate the values of both the overall utility and the potential, for different values of m (at $\alpha = 0$). For homogeneous towns, for all m , the normalized collective utility is given by $U^* = U/(\rho_0 H Q) = u(\rho_0 = 1/2) = 1$ and the normalized link function equals $L^* = L/(\rho_0 H Q) = \ell(\rho_0)/\rho_0 = 1/2$, where ℓ is given in Eq. 5. The values of L^* and U^* displayed in Table 1 show that the utility of the segregated equilibrium is lower *but* that its potential is higher, explaining its stability. Note that the gap between the link function values of the homogeneous and segregated configurations increases with m .

This helps understanding why the greater the m , the greater the value of tax parameter necessary to reach the homogeneous configuration. Indeed, the segregated states are separated from mixed ones by a phase transition at the critical value $\alpha_c = 1/(3 - 2m)$ - which increases with m (Figure 3). This transition differs from standard equilibrium phase

transitions known in physics, which are most often driven by the competition between energy and entropy. Here, the transition is driven by a competition between the collective and individual components of the agents' dynamics. The unsatisfactory global state of the city can be interpreted, from the economics' point of view, as an effect of externalities: by moving to increase its utility, an agent may decrease other agents' utilities, without taking this into account. From a standard interpretation in terms of Pigouvian tax [20], one expects that $\alpha = 1$ is necessary to reach the optimal state, since by definition this value internalizes all the externalities the agent causes to the others when moving. Our results show that the optimal state is maintained until much lower tax values (for example, $\alpha_c = 1/3$ at $m = 0$), a surprising result which deserves further analysis. Another interesting effect is observed for $m > 2/3$ (Figure 3). Introducing a small tax has no effect on the overall satisfaction, the utility remaining constant until a threshold level is attained at $\alpha_t = (3m - 2)/(6 - 5m)$.

We focused up to now on the zero temperature limit. For low temperatures, the main qualitative conclusions are not modified, as the phase diagram is modified only for extremal values of ρ_0 by entropic contributions. At higher temperatures the city tends to become homogeneous, as the effect of "noise" (i.e., of the features that are not described in the model) dominates over the utility associated to the densities of the blocks (see Fig. 4).

Discussion

In the limit $\alpha = 0$, our model becomes similar to Schelling's segregation model [8], with two main differences : the existence of agents of two colors and the definition of the agent's neighborhoods. We now show that these additional features do not introduce any essential effect.

Let us start by introducing agents of two "colors" (such as red and green). Simple calculations (see Supporting information) show that for two species which only care about the density of neighbors of their own color, the block potential (Eq. 6) becomes :

$$\begin{aligned} f(\rho_R, \rho_G) &= -T\rho_R \ln \rho_R - T\rho_G \ln \rho_G \\ &- T(1 - \rho_R - \rho_G) \ln(1 - \rho_R - \rho_G) \\ &+ \alpha \left[\rho_R u_R(\rho_R) + \rho_G u_G(\rho_G) \right] \\ &+ (1 - \alpha) \left[\int_0^{\rho_R} u_R(\rho') d\rho' + \int_0^{\rho_G} u_G(\rho') d\rho' \right] \end{aligned}$$

with straightforward notations (for example $u_R(\rho_R)$ represents the utility of a red agent in a block with a density ρ_R of red agents). In the more general case of utility functions depending on both the density of similar and dissimilar neighbors, it is also possible to derive a block potential if the utility functions verify a symmetry constraint. This constraint is not very restrictive, in the sense that no qualitative feature of the model is lost when one restrains the study to utilities that verify it (see the Supporting Information).

Finding the equilibrium configurations amounts to finding the set $\{\rho_{qR}, \rho_{qG}\}$ which maximizes the potential $F(x) = \sum_q f(\rho_{qR}, \rho_{qG})$ with the constraints $\sum_q \rho_{qR} = Q\rho_{0R}$ and $\sum_q \rho_{qG} = Q\rho_{0G}$, where ρ_{0G} and ρ_{0R} represent respectively the overall concentration of green and red agents.

Because of the spatial constraints (the densities of red and green agents in each block q must verify $\rho_{qR} + \rho_{qG} \leq 1$), the 'two populations' model can not formally be reduced to two

independent 'one population' models. However, the stationary states can still be easily computed. Let us focus once again on the $T \rightarrow 0$ limit and suppose for example that $\rho_{0R} = \rho_{0G} = \rho_0/2$. The stationary state depends once again on the values of ρ_0 , m and α . For low values of α , it can be shown that the system settles in segregated states where each block contains only one kind of agent with a density ρ_0 (see Figure 5a). For $\alpha \geq \alpha_c$, the system settles in mixed states where the density of a group in a block is either 0 or 1/2 (see Figure 5b). The reader is referred to Supporting Information for more details.

We now turn to the difference in agent's neighborhoods. In Schelling's original model, agents' neighbors are defined as their 8 nearest neighbors. Our model considers instead predefined blocks of common neighbors. First, it should be noted that there is no decisive argument in favor of either neighborhood definition in terms of the realism of the description of real social neighborhoods. Second, we note that introducing blocks allows for an analytical solution for arbitrary utility functions. This contrasts with the nearest neighbor case, where the best analytical approach solves only a modified model which abandons the individual point of view and is limited to a specific utility function [11]. Finally, the simulations presented on Figure 5 show that the transition from segregated to mixed states is not affected by the choice of the neighborhood's definition. We conclude that the block description is more adapted to this kind of simple modeling, which aims at showing stylized facts as segregation transitions.

Our simple model raises a number of interesting questions about collective or individual points of view. In the purely collective case ($\alpha = 1$), the stationary state corresponds to the maximization of the average utility, in analogy to the minimization of energy in physics. In the opposite case ($\alpha = 0$), the stationary state strongly differs from the simple collection of individual optima [21]: the optimization strategy based on purely individual dynamics fails, illustrating the unexpected links between micromotives and macrobehavior [22]. However, the emergent collective state can be efficiently captured by the maximization of the link function $\ell(\rho)$ given in Eq. (5), up to constraints in the overall town density. This function intimately connects the individual and global points of view. First, it depends only on the global town configuration (given by the ρ_q), allowing a relatively simple calculation of the equilibrium. At the same time, it can be interpreted as the sum of the *individual* marginal utilities gained by agents as they progressively fill the city after leaving a reservoir of zero utility. In the stationary state, a maximal value of the potential L is reached. This means that no agent can increase its utility by moving (since $\Delta u = \Delta L$), consistently with the economists' definition of a Nash equilibrium.

Equilibrium statistical mechanics has developed powerful tools to link the microscopic and macroscopic levels. These tools are limited to physical systems, where dynamics is governed by a global quantity such as the total energy. By introducing a link function, analogous to state functions in thermodynamics or potential functions in game theory [23], we have extended the framework of statistical mechanics to a Schelling-like model. Such an approach paves the way to analytical treatments of a much wider class of systems, where dynamics is governed by individual strategies.

ACKNOWLEDGMENTS. We acknowledge interesting discussions with Florence Goffette-Nagot (Groupe d'Analyse et de Théorie Economique, Lyon).

1. Cotterill R (2008) *The Cambridge Guide to the Material World* (Cambridge University Press).
2. Goodstein D (1985) *States of Matter* (Dover Publications).
3. Damasio AR (1995) *The Feeling of What Happens* (Harcourt Brace and Company, New York).
4. Changeux JP (2009) *The Physiology of Truth: Neuroscience and Human Knowledge* (The Belknap Press).
5. Smith A (1776) *An Inquiry into the Nature and Causes of the Wealth of Nations*, eds Strahan W, Cadell T (London).
6. Latour B (2007) *Reassembling the Social: An Introduction to Actor-Network-Theory* (Oxford University Press).
7. Mas-Colell A, Whinston MD, Green JR (1995) *Microeconomic Theory* (Oxford University Press, New York).
8. Schelling TC (1971) Dynamic Models of Segregation. *J Math Sociol* 1:143–186.
9. Clark W, Fossett M (2008) Understanding the social context of the Schelling segregation model. *Proc Natl Acad Sci USA* 105:4109–4114.
10. Pollicott M, Weiss H (2001) The Dynamics of Schelling-Type Segregation Models and a Nonlinear Graph Laplacian Variational Problem *Advances in Applied Mathematics* 27:17–40.
11. Zhang, J (2004) Residential segregation in an all-integrationist world. *Journal of Economic Behavior and Organization*, 54:533-550.
12. Dokumaci E, Sandholm W (2007) Schelling Redux: An Evolutionary Dynamic Model of Residential Segregation. Unpublished manuscript, University of Wisconsin-Madison
13. Dall'Asta L, Castellano C, Marsili M (2008) Statistical physics of the Schelling model of segregation *Journal of statistical mechanics - theory and experiment*, L07002
14. Vinkovic D, Kirman A (2006) A physical analogue of the Schelling model. *Proc Natl Acad Sci USA* 103:19261–19265.
15. Gauvin L, Vannimenus J, Nadal J-P (2009) Phase diagram of a Schelling segregation model. *Eur. Phys. J. B* 70(2) 293–304.
16. Anderson SP, De Palma A, Thisse JF (1992) *Discrete Choice Theory of Product Differentiation* (MIT Press).
17. Evans M, Hannay T (2005) Nonequilibrium statistical mechanics of the zero-range process and related models. *J Phys Math Gen* 38:R195–R240.
18. Callen H (1985) *Thermodynamics and an introduction to thermostatistics*, eds Wiley J and sons (New York).
19. Pans R, Vriend N (2007) Schelling's spatial proximity model of segregation revisited. *J Publ Econ* 91:1–24.
20. Auerbach A (1985) The theory of excess burden and optimal taxation. *Handbook Publ Econ* 1:61–127.
21. Kirman AP (1992) Whom or What Does the Representative Individual Represent? *J Econ Perspect* 6:117–36.
22. Schelling TC (1978) *Micromotives and macrobehavior* (Norton, New York).
23. Monderer D, Shapley L (1996) Potential Games. *Game Econ Behav* 14:124–143.

Table 1. Characteristics of the segregated equilibrium. The table displays the density ρ_s in the non-empty blocks, the normalized collective utility U^* and the normalized link L^* of the stationary configurations obtained for $\alpha = 0$. It is straightforward to check that $U^*(m) \leq 1$ and $L^*(m) \geq 1/2$ for $m \leq 1$.

	$m < 2/3$	$2/3 \leq m \leq 1$
ρ_s	$\frac{1}{2} \sqrt{(2-m)/(1-m)}$	1
U^*	$\frac{1}{1 + \sqrt{(1-m)/(2-m)}}$	m
L^*	$\frac{1}{1 + \sqrt{(1-m)/(2-m)}}$	$1/2 + m/4$




Fig. 1. Configurations of a city composed of $Q = 36$ blocks containing each $H = 100$ cells, with $\rho_0 = 1/2$. **(a) Mixed state.** Stationary state of the city for $m = 0.5$, $\alpha = 1$ and $T \rightarrow 0$. Agents are distributed homogeneously between the blocks, each of them having a density of 0.5. **(b) Segregated configuration.** Stationary state of the city for $m = 0.5$, $\alpha = 0$ and $T \rightarrow 0$. Agents are gathered on 22 blocks of mean density 0.82, the other blocks being empty. In the original Schelling model [8], each agent has a distinct neighborhood, defined by its 8 nearest neighbors. Here, we only keep the essential ingredient of blocks of distinct densities. Our model shows the same qualitative behavior as Schelling's but can be solved exactly, thanks to the *partial* reduction of agent's heterogeneity.

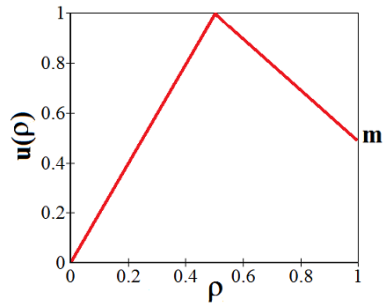


Fig. 2. Asymmetrically peaked individual utility as a function of block density. The utility is defined as $u(\rho) = 2\rho$ if $\rho \leq 1/2$ and $u(\rho) = m + 2(1-m)(1-\rho)$ if $\rho > 1/2$, where $0 < m < 1$ is the asymmetry parameter. Agents strictly prefer half-filled neighborhoods ($\rho = 1/2$). They also prefer overcrowded ($\rho = 1$) neighborhoods to empty ones ($\rho = 0$).

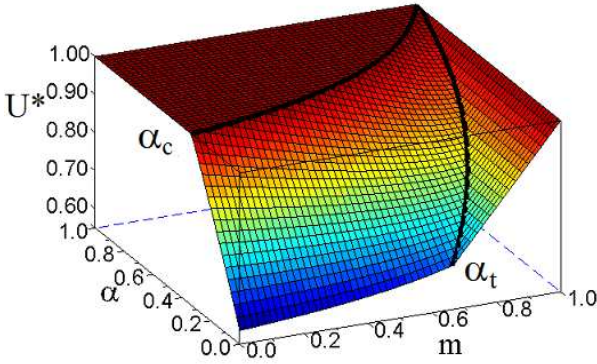


Fig. 3. Phase diagram of the global utility as a function of the cooperativity α and the asymmetry m , at $T \rightarrow 0$ and $\rho_0 = 1/2$. The average utility per agent $U^* = U/(\rho_0 H Q)$ is calculated by maximizing the potential $F(x)$ for the peaked utility shown in Fig. 2, see Supporting Information. The plateau at high values of α corresponds to the mixed phase of optimal utility, which is separated from the segregated state by a phase transition arising at $\alpha_c = 1/(3 - 2m)$. The overall picture is qualitatively unchanged for low but finite values of the temperature, see Supporting Information.

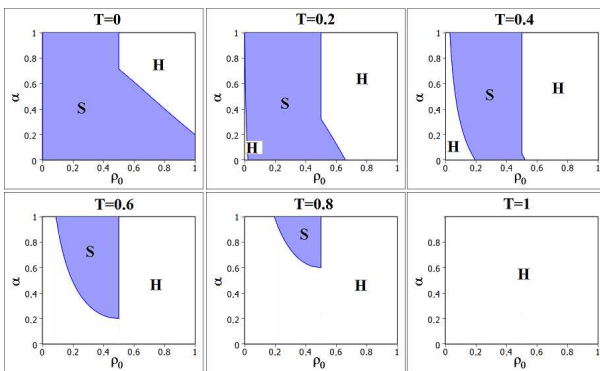


Fig. 4. Phase diagrams for the asymmetrically peaked individual utility (Fig. 2, with $m = 0.8$) for different values of T . Increasing the temperature T tends to favour homogeneous states. For small but finite temperatures (roughly $T < 0.2$), the phase diagram is modified only for extremal values of ρ_0 , as expected from the entropic term $Ts(\rho) = -T\rho \ln \rho - T(1 - \rho) \ln(1 - \rho)$. As T is increased, the whole diagram is affected by the entropic term. Compared to the $T = 0$ case, the main change is the appearance of a second homogeneous phase for $\rho_0 < 1/2$. But while for $\rho_0 > 1/2$ homogeneity corresponds to the optimal choice for the agents, for $\rho_0 < 1/2$, collective utility is not maximized in a homogeneous city. The city is homogeneous by noise, not by choice. Note that an increase in α tends to reduce this domain, while it tends to increase the homogeneous domain for $\rho_0 > 1/2$.




Fig. 5. Stationary configurations obtained by simulating the evolution of a city inhabited by a equal number of red and green agents whose preference are given by the asymmetrically peaked utility function ($m = 0.5$). The rate of vacant cells (in white) is fixed to 10%. **Top panel.** The city is divided into blocks of size $H = 100$. In accordance with the analytic model, a segregated configuration is obtained when $\alpha = 0$ (snapshot a) and a more homogeneous configuration is obtained for $\alpha = 1$ (snapshot b). **Bottom panel.** The utility of an agent depends on the local density of similar neighbors computed on the $H = 108$ nearest cells. While of different topological nature, a segregated configuration is still obtained for $\alpha = 0$ (snapshot c) and a homogeneous configuration is still obtained for $\alpha = 1$ (snapshot d). In all those simulations, we take $T = 0.1$. The small amount of noise hence generated, while not changing the nature of the stationary states compared to the case $T \rightarrow 0$, conveniently reduces the time of convergence of the system.