



HAL
open science

Inferring Missing Citations: A Quantitative Multi-Criteria Ranking of all Journals in Economics

Pierre-Philippe Combes, Laurent Linnemer

► **To cite this version:**

Pierre-Philippe Combes, Laurent Linnemer. Inferring Missing Citations: A Quantitative Multi-Criteria Ranking of all Journals in Economics. 2010. halshs-00520325

HAL Id: halshs-00520325

<https://shs.hal.science/halshs-00520325>

Preprint submitted on 22 Sep 2010

HAL is a multi-disciplinary open access archive for the deposit and dissemination of scientific research documents, whether they are published or not. The documents may come from teaching and research institutions in France or abroad, or from public or private research centers.

L'archive ouverte pluridisciplinaire **HAL**, est destinée au dépôt et à la diffusion de documents scientifiques de niveau recherche, publiés ou non, émanant des établissements d'enseignement et de recherche français ou étrangers, des laboratoires publics ou privés.

GREQAM


**Groupement de Recherche en Economie
Quantitative d'Aix-Marseille - UMR-CNRS 6579
Ecole des Hautes Etudes en Sciences Sociales
Universités d'Aix-Marseille II et III**

**Document de Travail
n°2010-28**

INFERRING MISSING CITATIONS: A QUANTITATIVE MULTI-CRITERIA RANKING OF ALL JOURNALS IN ECONOMICS

**Pierre-Philippe COMBES
Laurent LINNEMER**

April 2010



Inferring Missing Citations

A Quantitative Multi-Criteria Ranking of all Journals in Economics*

Pierre-Philippe Combes[†] and Laurent Linnemer[‡]

April, 2010

Abstract

This paper presents a novel ranking of economics journals. Our methodology is the following. First, we construct an index to rank the 304 journals recorded in the Thomson Reuters (*JCR*) database, for which citation counts exist. This index combines (sophisticated) citation indexes, field of specialization normalized indexes, and a h-index based on Google Scholar citations. Moreover this index puts forward journals in economics. Second, we extend this index to the 898 *EconLit* non *JCR* journals. We estimate a model in which the index is explained by the score of the journal's authors and its Google Scholar citations. Finally we use the estimated model to predict the value of the index for the non *JCR* journals. Therefore we obtain a consistent ranking index of all *EconLit* journals.

Keywords: Economics of science, Journals assessment, Research citations

Jel Codes: I23, C53

1 Introduction

The need for a complete journal ranking in economics is growing. More and more countries or universities make financing, promotion, or grants dependent on a good evaluation of the research output of their academics. In economics the main research output takes the form of an article in a refereed journal. Economists filing patent requests stand, for example, as an exception. Books or chapter in books, as well as conferences or seminars, are often considered as complementary to refereed articles. In parallel, the number of academic journals is growing: in 2000 *EconLit* had 704 active journals, whereas it includes today 1048 active journals, 360 new ones in 10 years. As a result, it is certainly more and more difficult to assess the quality of research through the journal where it is published.

A complete journal ranking is useful for all these reasons. At the individual level, it allows computing publication indexes that do not provide as precise information as one could gather by a detailed reading of the articles, or at least by the citation they receive, but that provide a reliable summary of a researcher's

*We are very grateful to Clément Bosquet, Philippe Donnay, and Charles Laitong for their excellent research assistance. We are also indebted to Georges Bresson, Philippe Février, Xavier d'Haultfœuille, Rob Porter, Alain Trannoy, and Michael Visser for their remarks.

[†]GREQAM, 2, Rue de la Charité 13 236 Marseille cedex 2, France. Email: ppcombes@univmed.fr.

[‡]CREST-LEI, 15 bd Gabriel Péri 92245 Malakoff, France. Email: laurent.linnemer@ensae.fr.

curriculum and, importantly, make it more directly comparable with his/her colleagues' one. Once aggregated over departments, such indexes are even more robust to small variations in the strategy used to compute the journals ranking.

To some extent, the current paper updates our Combes et Linnemer (2003) journal ranking.¹ The previous ranking relied, however, on peer assessment of journal quality (as well as on few available citation indexes). Given the current large number of journals, a ranking cannot anymore be based only on peer assessment but requires using systematic objective information. The relative consensus (not only in economics) is that citations (although imperfect) are the most objective measure of quality. Simple citation counts as proposed early by Laband et Piette (1994) for instance have been improved by giving more weight to citations coming from highly cited journal. This is the typical kind of algorithm used by Google to rank webpages. The raw information needed remains citation counts from any journal to every others, as typically reported by the ISI database maintained by Thomson-Reuters (also called Journal of Citation Reports or *JCR* hereafter). Palacio-Huerta et Volij (2004), Kodrzycki et Yu (2006), Ritzberger (2008), as well as two web-projects, *Red Jasper* and *EigenfactorTM*, study the properties of such indexes and apply them to economics journals.

Our purpose is not to improve further in this direction but to tackle two other problems that so far puzzled the profession. Both problems are related to the *JCR* database which provides the citation counts. The first issue is that the intersection between the *EconLit* and the *JCR* databases contains (only) 304 journals. For the remaining 898 journals, no citation counts exist. The second issue is that not all *EconLit* journals are core economics journals. Inclusion in the *EconLit* database is a sure sign that a journal is related to economics but not necessarily that it corresponds to its main field. To deal with this issue, the *JCR* database has an economics category that lists 159 journals (which are all in *EconLit*). When the goal is to rank *economics* journals, the conservative approach, therefore, is to restrict the analysis to these 159 journals. The obvious drawback is that 898 + 145 journals are neglected. Such a very strong selection may bias the picture of the economists output.

In this paper, we present a new methodology that allows us to rank all *EconLit* journals according to an index summarizing (a) their *JCR* citation indexes, (b) these indexes corrected by the field of specialization of each article, and (c) a *Google Scholar* h-index. we also propose a simple procedure to measure the economics focus of the journals and we use it to correct the citation indexes. When *JCR* indexes do not exist for a journal, a prediction of the index is used. This prediction is obtained thanks to an econometric model where, among others, the journal's authors scores and Google Scholar citations are used as explanatory variables.

Another important contribution of our is to built a cardinal ranking. Then, any continuous and monotonous transformation can be applied to it to obtain more or less selective journals weights. We propose three variants. The first one is a very selective ranking with weights that are highly convex (hence the name CLh that stands for "Combes-Linnemer-high"), as standard citation indexes. This is useful to compare the best departments. The second variant, which leads to weights exhibiting a medium convexity (CLm), is better suited to study the middle of distributions. We also provide a discrete version of this ranking (CLd), considering six classes of journals. The weight is constant among all journals of the same class and takes (from top to bottom) the values of 100, 50, 25, 12.5, 6.25, and 3.125. The main advantage of the discrete ranking is that it is more robust to small changes in the methodology. Its main drawback is that it introduces discrete jumps in weights, which is somewhat artificial. Moreover, it creates an artificial equality, within a given class, between the best and the worst journals.

¹This 2003 journal ranking was elaborated to measure the production of research articles by European economists and European research centers. It was already an update of our Combes et Linnemer (2001) journal ranking used for ranking French research centers in economics.

The characteristics of our ranking can be summarized as follows:

1. The field of interest is economics.
 - (a) All *EconLit* journals are ranked but only them.
 - (b) The Journals that have a high share of economists among authors are given a bonus.
 - (c) Survey or commissioning journals or issues are downgraded.
2. Objective information on citations is used to rank journals. Our index averages:
 - (a) *JCR* citation indexes rankings,
 - (b) Another influence index, namely a *Google Scholar* h-index,
 - (c) *JCR* citation indexes that are controlled for the journal's field of specialization within economics as recorded by JEL codes.
3. For journals who miss previous indexes, an estimated model of their influence is used. It uses as explanatory variables:
 - (a) The performance of the journals' authors,
 - (b) A number of *Google Scholar* indexes.
4. Some monotonous transformation are then applied to our cardinal ranking. We propose two continuous variants and a discrete one:
 - (a) A selective one with highly convex weights, CLh.
 - (b) Another one with a medium degree of convexity, CLm.
 - (c) A discrete, six class, ranking, CLd.

2 A quick tour of the *EconLit* database

The *EconLit* database is the electronic bibliography of the American Economic Association.² Members of the American Economic Association have a free online access to the database. We rank all *EconLit* Journals and only them.

2.1 Number of journals and entry rate

The number of journals included in the database is quite large and it has been continuously increasing since 1969. According to the web site, 1202 journals have been referenced once in the *EconLit* database (including, but not counting twice, journals which changed their name since 1969). The total number of active journals is, however, smaller as the coverage of some journals has stopped. Currently, the *EconLit* database references 1048 journals. That is, 154 journals that appeared once in the *EconLit* database are no longer covered.³ We are able to rank 1168 journals, the remaining 34 ones being excluded from *EconLit* for too long a time or, on the contrary, being too young and having too few articles.

Figure 1 depicts per year both the number of new journals (dark bars, axis on the left) and the total number of active journals (grey bars, axis on the right). The *EconLit* database started in 1969 with 145

²The official web site is at: <http://www.aeaweb.org/econlit/index.php>

³As an example the *American Statistician* has been referenced in *EconLit* only from February 1969 to December 1970. The most striking case is *Transportation Journal* for which *EconLit* contains only one article (published in 1971).

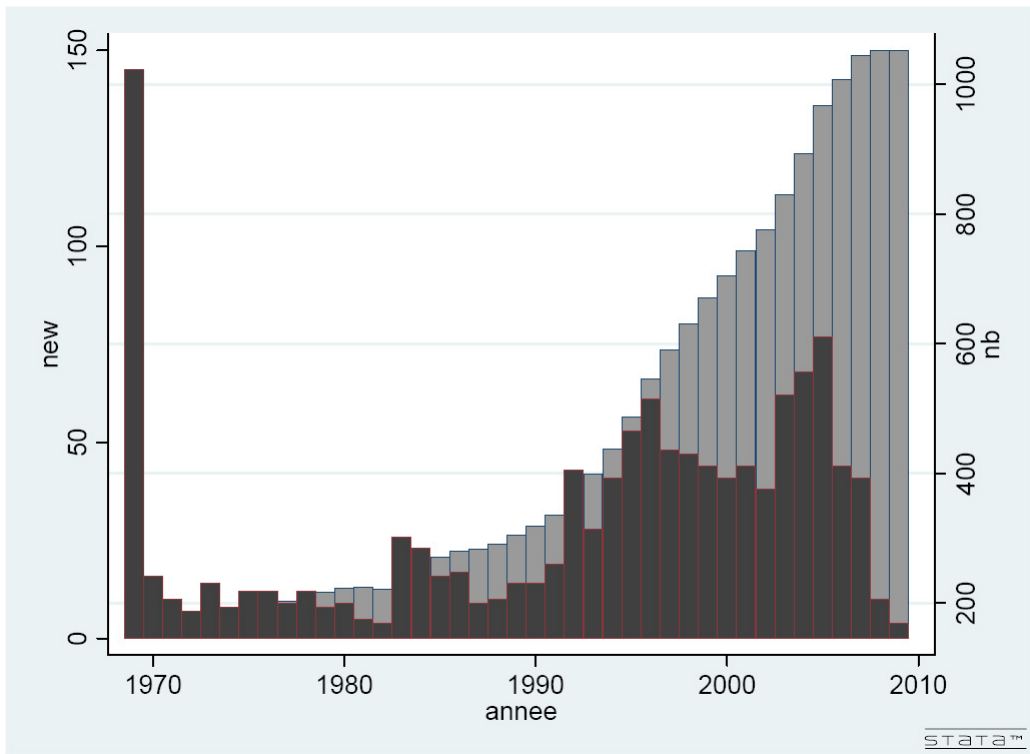


Figure 1: Number of new journals and total number of journals per year

journals. The number of journals doubled during the first 20 years reaching 305 in 1989. As shown by Figure 1 rate of entry increased during the last 20 years: between 1989 and 2009 the number of journals has been multiplied by 3.45 to reach 1048. The number of entrants was particularly strong between 1992 and 2007 with slightly less than 50 new journals per year on average, and a total of 780 additions or 75% of all 1048 active journals.

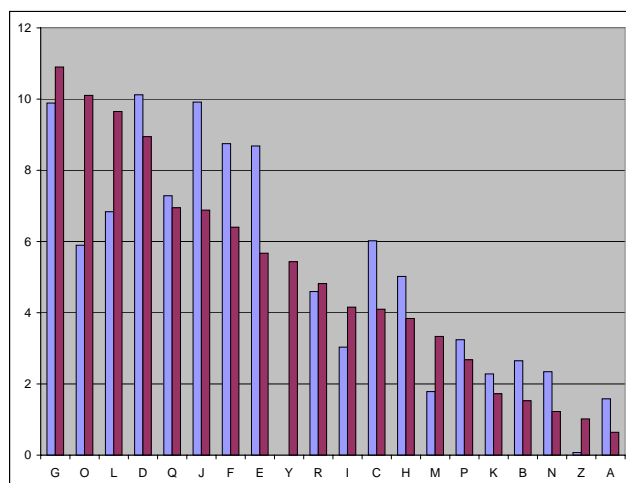
Consequently a large fraction of journals are relatively young. The *EconLit* database is 40 year old but half of the journals are less than 12 year old⁴ and 25% (or 263 journals) of the 1048 journals are in the *EconLit* database for less than 6 years.

2.2 JEL codes

Articles in *EconLit* appear with (in general) several JEL codes. These codes come in the following format: \$ # # 0. That is, first a capital letter, then 2 digits and a zero at the end. Two codes starting with the same capital letter belong to the same broadly defined field and there are 20 of them. If two codes have the same capital letter and the same first digit they both belong to the same subfield (among 131 possible subfields), and there are 778 subsubfields.

What are the JEL codes used by the authors of the articles referenced in *EconLit*? To answer this question, we count the total number of spells in *EconLit* of each code over the last ten years, each article counting for one only as a whole. That is, if an article has two JEL codes, 0.5 spell is attributed to each. Summing over all articles and dividing by the total number of articles gives the share of each code.

⁴In terms of *EconLit* years. A journal which enters *EconLit* today may exist for many years. Symmetrically if a journal exits the database, it does not (necessarily) mean that the journal is no longer published.



A-General Economics and Teaching; B- History of Economic Thought, Methodology, and Heterodox Approaches; C- Mathematical and Quantitative Methods; D- Microeconomics; E- Macroeconomics and Monetary Economics; F- International Economics; G- Financial Economics; H- Public Economics I- Health, Education, and Welfare; J- Labor and Demographic Economics; K- Law and Economics; L- Industrial Organization; M- Business Administration and Business Economics, Marketing, Accounting; N- Economic History; O- Economic Development, Technological Change, and Growth; P- Economic Systems; Q- Agricultural and Natural Resource Economics, Environmental and Ecological Economics; R- Urban, Rural, and Regional Economics; Y- Miscellaneous Categories; Z- Other Special Topics.

Figure 2: Share of each JEL code for year 2007

Figure 2 depicts these shares for two years, 1991 and 2007.

All JEL codes are not equally used. A first group contains the four JEL codes with the largest shares (between 9 and 11%), G (Financial), O (Development and Growth), L (Industrial Organization), and D (Microeconomics). Combined they make up 40% of the *EconLit* articles. All of them, except D, increased their share between 1991 and 2007. A second group includes JEL codes with shares between 5 and 7% or five domains: Q (Agricultural Environmental), J (Labour Demographic), F (International), E (Macro Monetary), and Y (Miscellaneous). Except the last one, their shares have decreased between 1991 and 2007. The total share of these five codes amounts to 31%. The five JEL codes with shares between 3 and 5% can be gathered in a third group with a cumulated share of 20%: R (Urban Regional), I (Health Education), C (Math Quantitative), H (Public), and M (Business Marketing), among which C and H saw their shares declined between 1991 and 2007. The remaining six JEL codes have shares between 0 and 3%, which all decreased between 1991 and 2008.

3 Citation rankings

As shown in the previous section, the number of journals to rank is quite large and no individual is able to evaluate all these journals by her/himself. To resort to citation based rankings is not only a natural idea when looking for information, it is mandatory.

3.1 JCR citation rankings

The main source of citation information is the ISI database maintained by Thomson-Reuters (also called Journal of Citation Reports or *JCR* for simplicity here).⁵ The basic citation index is the so called Impact Factor (IF). Year y , IF of a journal is simply the average number of citations received in year y by all

⁵Thomson-Reuters proposes, in fact, several databases through their Web of Sciences. For instance, for economics, information for individual articles can be found in the Social Science Index (for each referenced article it gives the list (eventually empty) of other referenced articles which cite it). Information summarized at the journal level can be found in the *JCR* database.

papers published in that journal during the two preceding years.⁶ Intuitively, this relatively short time frame is not optimal for economics journals due to the relatively long time it takes to publish a paper (probably more than 3 years on average).

Besides this time frame problem, the IF has been criticized on the ground that a citation from a prestigious journal should be more valued than a citation from a less prestigious one. Hence refined (recursive) citation indexes have been proposed and computed. They use a method similar to the one followed by Google to rank webpages. This started with Laband et Piette (1994) followed by Kalaitzidakis, Mamuneas, et Stengos (2003). Palacio-Huerta et Volij (2004) improved on Laband et Piette but consider 34 journals only. Kodrzycki et Yu (2006) as well as Ritzberger (2008) propose various alternative approaches and extend the journal list that counts around 200 entries (See Ritzberger (2008) for a complete overview).

We rely here on two recent internet-based projects that make available citation rankings on a larger scale. The first (and oldest) one is the *Red Jasper* site.⁷ The second one is the *EigenfactorTM* site.⁸ Basically they both provide two main rankings. The first ones denoted *JII* at *Red Jasper* and *EigenfactorTM Score* (hereafter EF) at *EigenfactorTM* measure the overall influence of the journals. In particular, if a journal doubles in size while the quality of its articles remains constant, both *EigenfactorTM Score* and *JII* double. The second ones, denoted *PII* and *Article InfluenceTM Score* (hereafter AI) respectively, are proportional to the average influence per article published, i.e. *JII* and EF divided by the number of articles. Interestingly, while top journals in economics such as *Quarterly J. of Economics*, *American Economic Review*, or *Econometrica* lie well beyond *Nature* or *Science* in terms of overall influence, *JII* or EF, they get values for indexes per article (*PII* or *Article InfluenceTM Score*) very close to those of these journals. This underlines that each type captures a different notion of impact, the global influence of the journal and the average influence of one of its article that would be picked up randomly. Considering the two important to capture the visibility of a journal, we will average the two notions.

Table 1 summarizes the main characteristics of the most recent journal rankings.

Table 1: *JCR* citation indexes

	Nb of journals	Cited journals	Citing journals	Self-citation	Window	Census Year
EF and AI (<i>EigenfactorTM</i>)	303	$JCR \cap EconLit$	All <i>JCR</i>	excluded	2001/05	2006
<i>JII</i> and <i>PII</i> (<i>Red Jasper</i>)	296	$JCR \cap EconLit$	All <i>JCR</i>	included	All years	2005
KMS	159	<i>Econ-JCR</i>	these 159 j.	excluded	1994/98	1998
KY Econ J. and A.-level	181	ad hoc <i>Econ-JCR</i>	these 181 j.	excluded	1996/03	2003
KY All J- and A.-level	181	ad hoc <i>Econ-JCR</i>	econ j. + 43 policy j.	excluded	1996/03	2003
KY Policy J- and A.-level	181	ad hoc <i>Econ-JCR</i>	87 policy j.	excluded	1996/03	2003
PH-V	34	ad hoc list	these 34 j.	excluded	1993/99	2000
Ritzberger	205	ad hoc <i>Econ-JCR</i>	these 205 j.	excluded	2003/05	2005
EF and AI (<i>JCR</i>)	304	$JCR \cap EconLit$	All <i>JCR</i>	excluded	2002/06	2007

As both *Red Jasper* and *EigenfactorTM* rank all journals from all disciplines, these rankings are the ones in which we can find the largest number of journals. A final advantage of these rankings is that they have not been established by economists nor for economists.⁹ To understand the logic behind these indicators, the following quote from Bergstrom, West, et Wiseman is useful:

Imagine that a researcher goes to the library and selects a journal article at random from a journal published in 2006. After reading the article, the researcher selects at random one of the citations from the article. She

⁶Editorials and letters to the editor are excluded in the sense that they are not counted for the total number of published articles. However, citations from editorials or letters to the editor as well as self citations are taken into account which creates some controversy among specialists.

⁷See <http://www.journal-ranking.com/ranking/web/index.html>.

⁸See <http://www.eigenfactor.org/>.

⁹Admittedly, Ted Bergstrom is professor of economics and he is part of the *EigenfactorTM* project.

then proceeds to the journal that was cited, selects a random 2006 article from that journal and, as before, selects a citation to direct her to her next journal volume. The researcher does this ad infinitum. Because of the structure of the citation network, our model researcher will frequently visit large, important journals such as *Nature* or *Proceedings of the National Academy of Sciences of the United States of America*, and will seldom visit small journals in the lowest tiers of the publishing hierarchy. The frequency with which our model researcher visits each journal gives us a measure of that journal’s importance within network of academic citations — and this frequency, expressed as a percentage, is essentially the Eigenfactor Score of the journal.

More documentation on both *Red Jasper* and *EigenfactorTM* projects can be found on the web.¹⁰ The main difference is that for the *EigenfactorTM* indicators the auto-citation are excluded (if an article cites another article of the same journal it is not taken into account) while they are not necessarily in the *Red Jasper* indexes (online users have three choices for the weight of self citations, 0, 0.5, and 1). The time frame chosen by the *EigenfactorTM* project is the following: for a given census year, they count the citations received by the papers published during the five preceding years (publication window). On the *Red Jasper* website various publication windows can be chosen (since start, 1996-2005, or 2001-2005), the census year being 2005. Forward indexes (e.g. citations obtained in years 2001 to 2005 by articles published in 2000) are also proposed.

To make the two indexes we use as different as possible, capture different notions and somewhat get the best of two Worlds, we selected for *Red Jasper* “since start” for the publication window, and a self-citation weight of 1 (no discrimination against self-citations¹¹). Citations obtained in 2005 by any articles of a given journal during the census period count. For *EigenfactorTM* we use the indexes for the last census year available that is 2006. Only citations in 2006 obtained by articles published over 2001-2005 count. The latter put the focus on recent publication. The advantage of the former is that journals which articles, for any reason, obtain citations only after a longer time period are considered.

Table 2: Correlations Between Raw Citation indexes

	PII	EF	AI	RZ	PHV	KY
Red Jasper total (JII)	0.95	0.89	0.82	0.78	0.75	0.89
Red Jasper per article (PII)	1	0.78	0.85	0.82	0.79	0.91
Eigenfactor total (EF)		1	0.87	0.74	0.65	0.85
Eigenfactor per article (AI)			1	0.82	0.73	0.90
Ritzberger (RZ)				1	0.80	0.87
Palacio-Huerta and Volij (PHV)					1	0.78
Kodrzycki and Yu (KY)						1

Table 2 show the Spearman correlations between several indexes of Table 1. These rank correlations are relatively high but they also show that rankings differ. To assess variations at the journal level, Table 3 lists the top 25 journals for the four main rankings: *PII*, *JII*, *AI* and *EF*. Both similarities and disparities between rankings emerge. *Econometrica* is first in both *PII* and *JII* but 5th and 4th for *AI* and *EF*. The variance of the *American Economic Review*’s rank is even more pronounced: 1st according to *EF* but only 12th for *AI*. Typically journals with more articles have a better rank in volume rankings (*JII* and *EF*) than in per-article rankings (*PII* and *AI*). There seems to be more old journals (measured here in terms of *EconLit* age) at the top of these rankings but some young journals also enjoy a good

¹⁰See in particular Bergstrom, West, et Wiseman (2008) and references herein as well as Lim, Ma, Wen, Xu, Cheang, Tan, et Zhu (2007).

¹¹If a researcher is citing her/his own work it is understandable to discount somehow these self-citations. However when an *Econometrica* article cites another *Econometrica* article the choice is less obvious.

rank as for instance *Economic Letters*, *International Organization*, *J. of Economic Growth*, *Rand J. of Economics*, *Review of Accounting Studies*, or *Review of Financial Studies*.

Two issues will deserve more attention below. First, and not surprisingly three survey/commissioning journals, *J. of Economic Literature*, *Brookings Papers on Eco. Activity*, and *J. of Economic Perspectives* are very well ranked in per-article rankings. This reflects the undeniable combined facts that their articles are highly cited and that they do not publish many articles. Second, besides survey/commissioning journals, the top-25 is populated with rather field journals that are of interest to economists but which would not be considered as core economics journals. Example are *American Political Science Review*, *International Organization*, *J. of Accounting and Economics*, *J. of Accounting Research*, *J. of the American Statistical Asso.*, and *Review of Accounting Studies*. Note that three out of these six journals are accounting journals.

Table 3: Top 25 journals for the main four *JCR* rankings

<i>Red Jasper PII</i>				<i>Red Jasper III</i>			
Rank	Journal	Age	Score	Rank	Journal	Age	Score
1	econometrica	40	100	1	econometrica	40	100
2	j. of political economy	40	99.87	2	american economic review	40	87.72
3	quarterly j. of economics	40	91.15	3	<i>j. of the american statistical asso.</i>	40	85.7
4	BROOKINGS P. ON ECO. ACTIVITY	39	66.49	4	j. of political economy	40	69.54
5	<i>j. of the american statistical asso.</i>	40	58.73	5	quarterly j. of economics	40	54.01
6	review of economic studies	40	54.79	6	<i>j. of finance</i>	40	53.41
7	J. OF ECONOMIC LITERATURE	40	44.59	7	review of economic studies	40	34.5
8	<i>j. of finance</i>	40	40.51	8	j. of financial economics	35	34.46
9	american economic review	40	35.24	9	j. of economic theory	40	33.15
10	<i>american political science review</i>	40	34.6	10	j. of econometrics	30	25.75
11	j. of financial economics	35	34.21	11	<i>american political science review</i>	40	21.27
12	rand j. of economics	25	25.26	12	j. of monetary economics	34	20.88
13	j. of economic theory	40	23.62	13	r. of economics and statistics	40	18.59
14	j. of monetary economics	34	22.2	14	economic journal	40	14.7
15	<i>review of financial studies</i>	20	21.35	15	j. of public economics	36	14.09
16	j. of business and eco. statistics	26	20.88	16	<i>review of financial studies</i>	20	12.81
17	j. of econometrics	30	20.75	17	rand j. of economics	25	12.63
18	J. OF ECONOMIC PERSPECTIVES	22	19.27	18	international economic review	40	12.62
19	j. of law and economics	40	18.9	19	J. OF ECONOMIC LITERATURE	40	12.06
20	<i>international orga.</i>	24	18.25	20	games and economic behavior	20	11.94
21	international economic review	40	17.47	21	J. OF ECONOMIC PERSPECTIVES	22	11.84
22	r. of economics and statistics	40	17.3	22	j. of business and eco. statistics	26	9.9
23	j. of accounting and economics	30	14.67	23	j. of inter. economics	38	9.71
24	j. of labor economics	26	14.57	24	european economic review	36	9.47
25	j. of economic growth	13	13.78	25	economics letters	21	7.91

<i>EigenfactorTM AI</i>				<i>EigenfactorTM EF</i>			
Rank	Journal	Age	Score	Rank	Journal	Age	Score
1	quarterly j. of economics	40	100	1	american economic review	40	100
2	J. OF ECONOMIC LITERATURE	40	71.73	2	<i>j. of finance</i>	40	72.77
3	j. of political economy	40	58.29	3	quarterly j. of economics	40	68.39
4	<i>j. of finance</i>	40	49.64	4	econometrica	40	56.4
5	econometrica	40	49.58	5	j. of financial economics	35	53.95
6	j. of financial economics	35	47.85	6	j. of political economy	40	45.78
7	review of economic studies	40	42.61	7	<i>j. of the american statistical asso.</i>	40	40.47
8	<i>review of financial studies</i>	20	38.84	8	j. of economic theory	40	31.58
9	J. OF ECONOMIC PERSPECTIVES	22	35.71	9	review of economic studies	40	29.71
10	<i>review of accounting studies</i>	13	34.65	10	r. of economics and statistics	40	28.44
11	j. of accounting and economics	30	34.38	11	<i>review of financial studies</i>	20	26.3
12	american economic review	40	33.87	12	J. OF ECONOMIC PERSPECTIVES	22	26.23
13	<i>american political science review</i>	40	33.03	13	j. of econometrics	30	25.38
14	BROOKINGS P. ON ECO. ACTIVITY	39	28.8	14	economic journal	40	25.29
15	j. of economic growth	13	26.62	15	j. of monetary economics	34	25.25
16	j. of labor economics	26	26.17	16	<i>american political science review</i>	40	24.15
17	j. of monetary economics	34	24.45	17	j. of public economics	36	22.55
18	r. of economics and statistics	40	23.53	18	J. OF ECONOMIC LITERATURE	40	22.1
19	<i>j. of the american statistical asso.</i>	40	23.39	19	european economic review	36	20.48
20	<i>international orga.</i>	24	22.91	20	j. of inter. economics	38	17.19
21	<i>j. of accounting research</i>	38	22.67	21	economics letters	21	15.92
22	rand j. of economics	25	21.14	22	international economic review	40	15.61
23	economic journal	40	20.47	23	games and economic behavior	20	15.03
24	j. of business and eco. statistics	26	20.42	24	rand j. of economics	25	14.67
25	j. of economic theory	40	20.02	25	j. of labor economics	26	14.62

Journals in **bold** are in the economics category of *JCR*. Survey/commissioning journals are in SMALL CAPS. Other *JCR* journals are in *italic*.

3.2 Aggregation of *JCR* citation rankings

Even if the correlation among the four main *JCR* rankings is relatively high (see Table 2), at the individual level the rank of a journal can vary substantially from one ranking to an other (see Table 3). The reasons behind these variations are usually understandable. If a journal tends to publish more articles than the average, its rank tends to be higher in the volume rankings. This also works the other way round: *J. of Economic Growth* takes advantage of its relatively low number of articles (64 articles between 2004 and 2008 compared to 993 for the *American Economic Review* or 1,416 for *Economic Letters*) to reach a high rank in per-article rankings.

One can argue at length in favor of a per-article or a volume point of view. Our opinion is that both perspectives are informative and have to be taken into account. Similarly, for the publication window, both the long term (*Red Jasper*) and the short term (*EigenfactorTM*) perspectives have their pros and cons. For these reasons, we propose an aggregate index, *JCR*, which corresponds to the average rank of a journal over all four rankings:

$$JCR = (PII + AI + JII + EF) / 4 = \sum_{X \in \{PII, AI, JII, EF\}} \text{rank}(X) / 4$$

Table 4 lists the 60 first journals according to this *JCR* index. It is important to keep in mind that the intersection of the *JCR* and *EconLit* databases contains only 304 journals (out of which 21 are no longer in *EconLit*).

Table 4: Top 60 journals for the *JCR* index

Journal	Rank	Score	Journal	Rank	Score
econometrica	1	2.75	<i>demography</i>	31	40
quarterly j. of economics	2	3	j. of fin. and quanti. analysis	32	40.75
j. of political economy	3	3.75	<i>j. of consumer research</i>	33	41.75
<i>j. of finance</i>	4	5	j. of health economics	34	45.25
american economic review	5	6	j. of economic growth	35	45.5
j. of financial economics	6	7.75	j. of law and economics	36	45.5
review of economic studies	7	7.75	j. of human resources	37	45.75
<i>j. of the american statistical asso.</i>	8	8.75	j. of money, credit, and banking	38	47.75
J. OF ECONOMIC LITERATURE	9	12	<i>accounting review</i>	39	52.5
<i>review of financial studies</i>	10	13	j. of industrial economics	40	54.75
<i>american political science review</i>	11	13	<i>yale law journal</i>	41	55.5
j. of economic theory	12	14.25	econometric theory	42	55.75
j. of monetary economics	13	15	j. of law, eco., and orga.	43	57
J. OF ECONOMIC PERSPECTIVES	14	15.5	j. of urban economics	44	57.25
r. of economics and statistics	15	16.25	<i>j. of the royal statistical society: series a</i>	45	57.5
j. of econometrics	16	17.75	j. of development economics	46	58.5
rand j. of economics	17	19.5	j. of applied econometrics	47	60
economic journal	18	20	review of economic dynamics	48	60.5
international economic review	19	22.75	mathematical finance	49	62.25
j. of business and eco. statistics	20	23.75	<i>population and dev. review</i>	50	62.25
j. of labor economics	21	24	<i>marketing science</i>	51	63
<i>international orga.</i>	22	26	j. of risk and uncertainty	52	63.75
j. of accounting and economics	23	26.75	<i>finance and stochastic</i>	53	64
j. of inter. economics	24	27.5	j. of eco. dyna. and control	54	68
j. of public economics	25	29.5	<i>industrial and labor relations review</i>	55	68
BROOKINGS P. ON ECO. ACTIVITY	26	31.75	WORLD BANK ECONOMIC REVIEW	56	70
europaean economic review	27	32.25	j. of env. eco. and manag.	57	70.75
games and economic behavior	28	33	j. of eco. and manag. strategy	58	70.75
<i>j. of business*</i>	29	35.75	j. of eco. behavior and orga.	59	71.75
<i>j. of accounting research</i>	30	39	world development	60	72

Journals in **bold** are in the economics category of *JCR*. Survey/commissioning journals are in SMALL CAPS. Other *JCR* journals are in *italic*. *J. of Business* is marked with an * because it stopped being published in 2006.

4 Focus on economics journals

For some academics in economics, Table 4 may look awkward as many journals which at first sight are not in the economics core fields make it to the top. Visually this intuition is captured by the *italic* font: journals in *italic* (in all Tables of this article) are in *JCR* but not in the economics category of the *JCR*. Journals in **bold** are. Both the *JCR* and the *EconLit* databases hold journals that are not 100% economics. We do not criticize this point. From a bibliographic point of view, or if one would evaluate inter-disciplinary research, this would be certainly very helpful to include them. From an more purely *economics* journal ranking perspective, the deliberate focus we choose here, this is more problematic.

This problem has been pointed out several times by the literature. Both for this reason, and also in order to limit the number of journals to consider, Kalaitzidakis, Mamuneas, et Stengos (2003) restrict their analysis to the *JCR* economics category journals only (the **bold** journals in the Tables). Such a binary choice is not satisfactory because many journals which are not in the economics category of the *JCR* share methodologies and authors with the economics category journals and are natural outlets for economists. Kodrzycki et Yu (2006) try to get around this difficulty by creating their own economics category. They rank 181 “economics journals” in total, of which 146 are drawn from the 159 journals in the *JCR* economics category, and 35 are drawn from the other *JCR* categories. They identify a journal’s disciplinary origin by inspecting the content of its articles (mainly title and abstract).¹² Somehow in the same spirit, Ritzberger (2008) constructs a personal list of *JCR* journals to conduct his ranking analysis.

The common goal of these authors is to put the emphasis on economics journals without restricting themselves to the *JCR* definition, which, on the one hand, is relatively narrow and, on the other hand, excludes journals that intuitively should be considered. We propose a new strategy to achieve the same purpose. The first advantage of our strategy is that it is not as subjective as previous attempts. The second benefit is that we do not impose a binary criterium. On the contrary we construct a continuous variable that measures the degree (between 0 and 1) of economics content of any *EconLit* journals.

Our method uses information both contained within the *EconLit* database and related to the economics category of the *JCR*. The first step consists in computing for each *EconLit* author the percentage of his/her publications in these *JCR* economics journals. The second step averages for each journal this percentage over all its authors. Let *econ* denote this percentage. For each *EconLit* journal, *econ* is the percentage of articles belonging to the *JCR* economics category written by the average author of this journal.

The distribution of the variable *econ* across journals is presented in Table 4. On average a journal of the *JCR* economics category is *econ* 0.68 while for journals outside this category but still in *JCR* the average is 0.16. *JCR* journals outside the economics category are not very different than the non *JCR* *EconLit* journals. If anything they have a lower *econ*.

By construction journals of the *JCR* economics category have a larger *econ*. Though, *econ* varies significantly inside and outside the *JCR* economics category. It provides a relatively precise idea of the economics orientation of the authors of the journals. For example, journals like *Nature* or *Science* are not in *EconLit*, but if they were (as we conjecture that few economists publish in them) they would have a rather low *econ*.

We correct the rough *JCR* index by *econ* in the following way:

$$JCR_econ = \sum_{X \in \{PII, AI, JII, EF\}} \text{rank}(econ \times X) / 4$$

¹²These choices are to some extent subjective. In particular, 22 journals are excluded from the KY-economics category while they are in the *JCR* economics category. Examples are *Industrial and Corporate Change*, *J. of Common Market Studies*, *J. of Economic Geography*, *J. of Law, Economics, and Organization*, *J. of Risk and Insurance*, ... Similarly it is difficult to agree upon the choice of many journals which are included while not being in the *JCR* economics category.

Table 5: Distribution of the share of economists (*econ*) for each journal category

Journals	Obs.	Mean	Std.	P10	P25	P50	P70	P80	P90	P95	P99
Not in JCR	885	0.18	0.14	0.03	0.07	0.15	0.23	0.30	0.38	0.46	0.64
JCR non economics	138	0.16	0.10	0.06	0.09	0.13	0.18	0.24	0.34	0.39	0.46
JCR economics	157	0.68	0.07	0.59	0.65	0.69	0.72	0.74	0.77	0.80	0.82

As for *JCR* indexes, we compute the average rank not the average score (see Section 10.3 and 10.4 for alternatives). As the *JCR* index exists only for the 304 journals which are both in *EconLit* and in the *JCR*, the *JCR_econ* index exists also for these journals only.

Survey/commissioning journals set a different problem. They attract many citations but articles often benefit from a specific refereeing process and, more importantly, their object itself is responsible for part of this citations for reasons that differ from other journals (typically not a pure and original research contribution). We identify 41 survey/commissioning journals (see Appendix for the complete list) using the journals aims and scope we found on the web. We do not exclude them from the analysis but systematically downgrade their rank by dividing their *econ* by three (as if they received one third of their citations). From now on and until the final ranking, we exclude the survey/commissioning journals from the Tables.

Table 6: Top 60 journals for the *JCR_econ* index

Journal	Rank	Score	<i>econ</i>	Journal	Rank	Score	<i>econ</i>
econometrica	1	2	0.8	<i>american political science review</i>	31	38.5	0.2
quarterly j. of economics	2	2.5	0.76	j. of urban economics	32	39	0.71
j. of political economy	3	2.75	0.75	j. of industrial economics	33	39.25	0.71
american economic review	4	3.5	0.73	j. of law, eco., and orga.	34	40	0.68
review of economic studies	5	5.25	0.8	j. of applied econometrics	35	40.75	0.7
j. of financial economics	6	6.75	0.53	j. of fin. and quanti. analysis	36	41	0.49
<i>j. of finance</i>	7	8.25	0.37	j. of development economics	37	41.75	0.67
j. of economic theory	8	8.25	0.81	j. of risk and uncertainty	38	42	0.72
j. of monetary economics	9	10.5	0.71	j. of mathematical economics	39	45.5	0.81
r. of economics and statistics	10	12.25	0.69	j. of eco. dyna. and control	40	46	0.71
j. of econometrics	11	12.5	0.72	j. of env. eco. and manag.	41	47	0.74
rand j. of economics	12	13.5	0.77	j. of eco. and manag. strategy	42	47.75	0.74
economic journal	13	16	0.7	economic theory	43	48.25	0.79
international economic review	14	16.75	0.77	<i>j. of business*</i>	44	48.75	0.36
j. of labor economics	15	17.25	0.73	mathematical finance	45	49	0.59
j. of business and eco. statistics	16	18.75	0.66	j. of eco. behavior and orga.	46	51	0.68
j. of public economics	17	20	0.75	j. of economic history	47	51.75	0.73
games and economic behavior	18	20.5	0.81	scandinavian j. of economics	48	54.25	0.72
j. of inter. economics	19	21	0.72	economics letters	49	55	0.67
<i>review of financial studies</i>	20	22.25	0.37	world development	50	55.25	0.62
europaean economic review	21	23.5	0.68	health economics	51	55.5	0.67
<i>j. of the american statistical asso.</i>	22	28	0.2	economica	52	57.75	0.7
j. of accounting and economics	23	31	0.47	inter. j. of industrial orga.	53	59.25	0.71
j. of economic growth	24	32	0.74	oxford economic papers	54	59.5	0.67
j. of law and economics	25	32.75	0.69	national tax journal	55	60.5	0.72
j. of health economics	26	33	0.68	inter. j. of game theory	56	62.5	0.78
j. of human resources	27	33.75	0.67	american j. of agri. eco.	57	64	0.69
j. of money, credit, and banking	28	36.5	0.64	explorations in eco. history	58	65.25	0.72
econometric theory	29	36.75	0.75	economic inquiry	59	65.5	0.69
review of economic dynamics	30	38.25	0.77	canadian j. of economics	60	66	0.69

Journals in **bold** are in the economics category of *JCR*. Other *JCR* journals are in *italic*. Journals marked with an * are no longer referenced in the *EconLit* database. Survey journals are excluded.

Table 6 shows the first 60 journals according to the JCR_econ index (survey/commissioning journals excluded). It shows that **bold** journals are more dominant than in Table 4, which was expected. The column $econ$ in Table 6 reveals the disparity between journal's authors. For *Econometrica* the average author has published 80% of his/her work in the JCR economics category. At the other extreme, *J. of the American Statistical Asso.* or *American Political Science Review* have an $econ$ percentage of 20% only. Journals which are in the JCR economics category do not all have a large $econ$ percentage. For example, *J. of Financial Economics*'s $econ$ is 0.53, or *J. of Accounting and Economics*'s $econ$ is 0.47.

5 Citations from Google Scholar

Nowadays, the *JCR* is no longer the only source of citation information. For instance, *RePEc* as well as *Scopus*, which are online bibliographic databases in economics, provide citation analysis both at the author and journal levels. Admittedly, the broadest provider of citation information on the web is *Google Scholar*. The quality of the information provided by *Google Scholar* is quite high. It is, however, less sophisticated than *JCR*. In particular, it reflects citations available today on the internet and it is therefore subject to possible fluctuations in the very short-run, for example, as soon as citing articles are put and removed from the web. Importantly, *Google Scholar* has not benefited from the computations of influence index taking into account the quality of the citing support (which would be more tedious given the non-homogeneity of this support). Therefore, we are obliged to only use the raw *Google Scholar* citations equivalent to the basic *JCR* impact factor. This can be seen as an advantage for those who do like the article influence approach. However, the obvious advantage of *Google Scholar* is that it considers citations from a much larger set of supports that include for instance working papers or book chapters.¹³

Thanks to *Google Scholar*, we can have for every *EconLit* journal the complete list of its articles published during a given time period cited on the web. By adding these citations, we have for each journal the total number of citations its articles received (say during the last 5 years). By dividing this total number by the number of articles (which we have in *EconLit* in order to take into account the zero-cited articles) we find the average number of citation per article for each *EconLit* journals. Instead of summing citations we can compute also the h-index (Hirsch index¹⁴, see Hirsch (2005)) of every journals.

Table 7: Correlations Between Citation indexes

Index	GS5p	HGS5	GS10t	GS10p	HGS10	JII	PII	EF	AI
GS total 5 years (GSt5)	0.91	0.71	0.97	0.89	0.64	0.73	0.59	0.82	0.66
GS per article 5 years (GSp5)	1	0.89	0.87	0.93	0.77	0.59	0.59	0.64	0.68
H-index GS 5 years (HGS5)		1	0.67	0.82	0.87	0.32	0.45	0.32	0.53
GS total 10 years (GSt10)			1	0.90	0.64	0.74	0.62	0.83	0.66
GS per article 10 years (GSp10)				1	0.86	0.60	0.61	0.65	0.68
H-index GS 10 years (HGS10)					1	0.33	0.46	0.34	0.55

Table 7 shows the correlations between the rough (not yet normalized by *econ*) *Google Scholar* indexes and the four main *JCR* indexes. We opt for the use of the last five year h-index, H5. The main reason is that more and more bibliometric works use h-indexes because they represent a good intermediate choice to value both the volume of citations and citations per articles, when information is available, instead of averaging the two as we did for *JCR* indexes. A five-years is more interesting than a ten-year one that would have defavorize journals younger than 10 years. Finally, we use again *econ* to keep the focus on economics journals.

$$H5_econ = \text{rank}(econ \times H5)$$

Table 8 shows the first 60 journals according to the $H5_{econ}$ (survey/commissioning journals excluded). Some journals are in *EconLit* but not in *JCR*, which prevents us from computing their *JCR*

¹³The best way to grasp the information provided by *Google Scholar* is to go to the advanced search section and to type a journal name in the publication box as well as a time span in the date boxes. For instance in January 2010, *Econometrica* and 2005-2009 returns 422 articles, the most cited with 744 citations, being “Teachers, schools, and academic achievement” by SG Rivkin, EA Hanushek, JF Kain published in March 2005.

¹⁴A journal has index h if h of its N papers have at least h citations each and the other $(N - h)$ papers have no more than h citations each.

Table 8: Top 60 journals for the H5_ *econ* index

Journal	Rank	Score	<i>econ</i>	Journal	Rank	Score	<i>econ</i>
american economic review	1	68.43	0.73	j. of env. eco. and manag.	31	22.91	0.74
quarterly j. of economics	2	54.61	0.76	economic theory	32	22.14	0.79
j. of political economy	3	49.32	0.75	inter. j. of industrial orga.	33	21.95	0.71
r. of economics and statistics	4	44.47	0.69	labour economics	34	20.33	0.66
j. of inter. economics	5	44.11	0.72	j. of law and economics	35	19.87	0.69
econometrica	6	43.74	0.8	j. of urban economics	36	19.78	0.71
j. of monetary economics	7	43.48	0.71	inter. tax and public finance	37	19.71	0.66
j. of financial economics	8	43.16	0.53	j. of accounting and economics	38	19.69	0.47
j. of public economics	9	42.12	0.75	j. of common market studies	39	19.48	0.75
review of economic studies	10	40.06	0.8	american j. of agri. eco.	40	19.46	0.69
j. of econometrics	11	39.5	0.72	macroeconomic dynamics	41	19.36	0.72
j. of development economics	12	36.28	0.67	j. of economic growth	42	19.22	0.74
economic journal	13	33.74	0.7	j. of business and eco. statistics	43	19.18	0.66
european economic review	14	32.84	0.68	<i>j. of inter. money and finance</i>	44	18.86	0.46
<i>j. of finance</i>	15	31.89	0.37	health economics	45	18.16	0.67
rand j. of economics	16	31.59	0.77	world economy	46	18.09	0.58
<i>j. of the european eco. association</i>	17	31.13	0.65	small business economics	47	18.02	0.56
j. of economic theory	18	30.93	0.81	public choice	48	17.74	0.66
games and economic behavior	19	29.16	0.81	review of economic dynamics	49	17.67	0.77
world development	20	29.06	0.62	economics letters	50	17.5	0.67
j. of eco. behavior and orga.	21	26.38	0.68	j. of comparative economics	51	17.45	0.65
j. of labor economics	22	25.5	0.73	j. of applied econometrics	52	17.38	0.7
j. of banking and finance	23	25.17	0.5	scandinavian j. of economics	53	17.34	0.72
<i>review of financial studies</i>	24	24.71	0.37	econometric theory	54	17.25	0.75
j. of money, credit, and banking	25	24.34	0.64	oxford bull. of eco. and statistics	55	16.97	0.65
j. of human resources	26	24.18	0.67	j. of economic history	56	16.9	0.73
ecological economics	27	23.97	0.7	oxford economic papers	57	16.69	0.67
j. of eco. dyna. and control	28	23.47	0.71	j. of population economics	58	16.41	0.66
j. of health economics	29	23.11	0.68	j. of risk and insurance	59	16.12	0.77
international economic review	30	22.98	0.77	env. and resource economics	60	15.88	0.69

Journals in **bold** are in the economics category of *JCR*. Other *JCR* journals are in *italic*. Journals marked with an * are no longer referenced in the *EconLit* database. Survey journals are excluded.

indexes but which can be benefit from *Google Scholar* indexes. Only one such a journal, represented in normal font, is present in Table 8 but others could be found below at ranks higher than *JCR* journals. That such journals are few is a good indication that the *JCR* economics category contains, indeed, the most cited economics journals. One could argue that we multiply the h-index by *econ* which tends to reduce the rank of non *JCR* journals. In fact, even if we do not take *econ* into account, only 7 non *JCR* journals are found in the top 100.

6 JEL code normalized rankings

When the discussion comes to citation analysis, a leitmotiv among academics is that their field is penalized because of different habits: people in other fields cite one another much more and citation counts are inflated. A second complaint is that their field is less fashionable right now that such other field and that again the citation count is biased as it does not reflect only quality but also fashion.

It is very difficult to disentangle quality from fashion in the citation data. We propose, however, a (certainly imperfect) method to normalize citation counts across fields based on the JEL codes observed on publications. In short, we compute a within-field citation index by simply dividing the score of an article (the score of its journal as we have not the information at the article level) by the average (over all *EconLit*) score of an article that would share exactly the same JEL codes. We obtain the journal index by summing this normalized score over all its articles. This implicitly assumes that the quality does not

depend on the field and that existing differences between fields on average over all their publications are only due to fashion effects or habits. To correctly compare publications in different fields one has therefore to rule out such aggregate differences. This (extreme) point of view is polar to the standard approach that ignores habits and fashion effects and assumes any variation in citations comes from a difference of quality. Again, we choose to average the two approaches in our final index, such that balancing the two points of view.

More precisely, let us imagine we have the citations of each *EconLit* article. We first distribute these citations among the various JEL codes of the publication. For example, if an article has 5 JEL codes and 10 citations, each JEL code receives two citations. Then to obtain the total number of citation received for a given JEL code (there are 778 JEL codes at the three digit level) we would sum over all *EconLit* publication. We are, however, interested in per article citations. Therefore we divide this sum by the sum of the fraction of article in which the JEL code appear. For example, if a JEL code appear in two articles once with another JEL code, the other with 2 others, we divide by $1/2 + 1/3$ “articles”.

Unfortunately, we do not have, the number of citations at the article level. Moreover we do not want to apply this normalization directly to the raw citations but to the sophisticated *JCR* indexes. Let $X \in \{PII, AI, JII, EF\}$, for an article a (an article is characterized by its journal, its publication year, and its length measured in page number), let $x(a)$ be the score according to X of the journal in which a is published. Let $p(a)$ denote the number of pages of a and let $\bar{p}(a)$ denote the average number of pages of the articles published the same year in the same journal as a . Finally, let $k(a)$ denote the number of JEL codes of a . We approximate the contribution of a in terms of X to each one of its JEL codes as:

$$s(a, X) = \frac{p(a)}{\bar{p}(a)} x(a) / k(a)$$

An article longer (resp. shorter) than the average receive a larger (resp. smaller) share of x , which is a standard practice in bibliometrics. We choose to do it here within each journal-year, the implicit assumption being that within the same year and the same journal, editors should be consistent accepting longer papers only if they contribute more. Weighting by the number of pages would correspond to a much stronger assumption, which is first that pages are comparable across journals and second that editors are also consistent over time. As we cannot distinguish among the JEL codes of a which one contributed more to the visibility of a , we treat each JEL code similarly and attribute them an even share of $x(a)$ by dividing by $k(a)$.

For a time period T , let $A(c, T)$ denote the set of articles in which the JEL code c appears during period T . Let

$$s(c, T, X) = \frac{\sum_{a \in A(c, T)} s(a, X)}{\sum_{a \in A(c, T)} 1/k(a)}$$

for a given index X and a given period T . It represents the expected X score of a publication which would have c as its lone JEL code.

These $s(c, T, X)$ vary from one JEL code to another reflecting the fact that some JEL code attract more citations than others on average over all *EconLit*. Let us make the very extreme assumption that these variations are not due to the intrinsic quality of the articles but only to fashion. To put it differently, without the fashion effect, for all $c \neq c'$ we would have $s(c, T, X) = s(c', T, X)$. To correct for this assumed fashion effect we normalize as follows the score of any article a . Let $C(a)$ denote the set of JEL codes which appears in a .

$$norm(a, T, X) = \sum_{c \in C(a)} \frac{s(a, X)}{s(c, T, X)} = s(a, X) \sum_{c \in C(a)} \frac{1}{s(c, T, X)}$$

that is if we only knew the JEL codes of a , then (without any fashion effect) the expected (average) score of a according to X for time period T would be $norm(a, T, X)$. Finally we can aggregate this normalized score at the journal level: let $J(T)$ denote the set of articles of journal j for period T and let $N_j(T)$ denote the total number of articles published in j during T . The score of journal j according to X normalized by JEL codes is denoted X_Norm_j , given by :

$$X_Norm_j = \frac{1}{N_j(T)} \sum_{a \in J(T)} norm(a, T, X)$$

Then we average as previously the four citation indexes, PII , AI , JII , EF , normalized by JEL codes to obtain our normalized summary index:

$$JCR_Norm_econ = \sum_{X \in \{PII, AI, JII, EF\}} rank(econ \times X_Norm) / 4$$

where the average is taken on the ranks not the scores. That is, $econ \times PII_Norm$ is the rank of the journal for the variable $econ \times PII_Norm$.

Table 9 shows the first 60 journals according to the JCR_Norm_econ index (survey/commissioning journals excluded). In comparison with Table 6 some journals hardly move while others experience greater variations. Among the journals that benefit the most of the normalization are the following “Nature” journals:¹⁵ *Agricultural Economics*, *Ecological Economics*, *Food Policy*, *Energy Economics*, and *American Journal of Agricultural Economics* which win at least 30 ranks. Moderate gains are obtained for *Journal of Comparative Economics* (+14), *J. of Development Economics* (+12) and *J. of Urban Economics* (+12). On the contrary, finance journals lose ranks, e.g. *Journal of Financial Markets* loses 52 ranks, *Journal of Financial Intermediation* or *Finance and Stochastics* lose about 30 ranks. Some finance journals are, however, little affected by the normalization as the *J. of Finance* (-2) or the *J. of Financial Economics* (-1).

¹⁵These journals are not necessarily in the Tables as their ranks can be larger than 60.

Table 9: Top 60 journals for the *JCR_Norm_econ* index

Journal	Rank	Score	<i>econ</i>	Journal	Rank	Score	<i>econ</i>
quarterly j. of economics	1	2.5	0.76	world development	31	39.5	0.62
american economic review	2	3.25	0.73	j. of accounting and economics	32	41	0.47
 econometrica	3	3.5	0.8	 ecological economics	33	41	0.7
 j. of political economy	4	4.5	0.75	 j. of applied econometrics	34	42	0.7
 j. of economic theory	5	8.5	0.81	<i>american political science review</i>	35	46.5	0.2
 j. of financial economics	6	9.5	0.53	j. of eco. behavior and orga.	36	46.75	0.68
review of economic studies	7	10	0.8	 j. of industrial economics	37	47.25	0.71
 j. of monetary economics	8	10	0.71	 j. of eco. dyna. and control	38	48	0.71
r. of economics and statistics	9	12.25	0.69	review of economic dynamics	39	48.25	0.77
 j. of finance	10	12.5	0.37	 health economics	40	48.5	0.67
 economic journal	11	13.75	0.7	 j. of risk and uncertainty	41	49	0.72
 j. of econometrics	12	14.5	0.72	 j. of economic history	42	49.5	0.73
 j. of public economics	13	15.25	0.75	 land economics	43	51.25	0.7
 rand j. of economics	14	17.5	0.77	 j. of economic growth	44	53.25	0.74
 j. of inter. economics	15	18.5	0.72	 j. of law, eco., and orga.	45	53.25	0.68
international economic review	16	20	0.77	 economic theory	46	54.5	0.79
 european economic review	17	21.25	0.68	 economics letters	47	54.75	0.67
j. of business and eco. statistics	18	25.5	0.66	j. of mathematical economics	48	55.25	0.81
games and economic behavior	19	25.5	0.81	scandinavian j. of economics	49	57	0.72
 j. of labor economics	20	26	0.73	 inter. j. of industrial orga.	50	57	0.71
 j. of health economics	21	28.75	0.68	j. of eco. and manag. strategy	51	57.5	0.74
 j. of urban economics	22	30	0.71	 econometric theory	52	58	0.75
 j. of env. eco. and manag.	23	33	0.74	j. of fin. and quanti. analysis	53	59.5	0.49
 review of financial studies	24	33.75	0.37	 oxford economic papers	54	61.5	0.67
 j. of development economics	25	34	0.67	 national tax journal	55	61.75	0.72
 j. of the american statistical asso.	26	35.75	0.2	 economic inquiry	56	63.5	0.69
j. of money, credit, and banking	27	35.75	0.64	 canadian j. of economics	57	64	0.69
 american j. of agri. eco.	28	37	0.69	 j. of business*	58	64.25	0.36
 j. of human resources	29	38.75	0.67	 public choice	59	64.5	0.66
 j. of law and economics	30	39.25	0.69	 economica	60	66	0.7

Journals in **bold** are in the economics category of *JCR*. Other *JCR* journals are in *italic*. Journals marked with an * are no longer referenced in the *EconLit* database. Survey journals are excluded.

7 Our final index (for the *JCR* journals)

We have presented so far three different dimensions of journals quality. First, the *JCR* citation sophisticated indexes, second the *Google Scholar* h-index, and finally the JEL code normalized *JCR* indexes. In each case, to keep the emphasis on economics, the indexes are corrected by the *econ* percentage.

Each of these approaches has its pros and cons. In order not to discard any relevant information and to keep an open minded point of view, we propose an index which is a weighted average of these three types of indexes:

$$CL\text{-index} = 0.5JCR_econ + 0.25H5_econ + 0.25JCR_Norm_econ \quad (1)$$

A larger weight is put on the *JCR_econ* index because it is the most traditional approach (except for the *econ* correction). Then the two other alternatives are given an equal weight, and in total they have the same weight as the *JCR_econ* index. Changing marginally these weights little affects the ranking, as shown in Section 10.5.

Table 10 presents the first 60 journals according to the *CL-index* (survey/commissioning journals excluded). The column Delta indicates the change in rank with respect to the ranking of Table 6 (based on *JCR_econ* only).

Table 10: Top 60 journals for the *CL-index* (*JCR* journals only)

Journal	Rank	Score	Delta	Journal	Rank	Score	Delta
quarterly j. of economics	1	2.38	+1	j. of eco. dyna. and control	31	42	+9
american economic review	2	2.81	+2	j. of eco. behavior and orga.	32	42.44	+14
j. of political economy	3	3.25	0	world development	33	42.5	+17
econometrica	4	3.38	-3	review of economic dynamics	34	43.44	-4
review of economic studies	5	7.63	0	j. of applied econometrics	35	43.88	0
j. of financial economics	6	7.75	0	economic theory	36	45.75	+7
j. of monetary economics	7	9.5	+2	econometric theory	37	46.38	-8
r. of economics and statistics	8	10.19	+2	j. of law, eco., and orga.	38	49.81	-4
j. of economic theory	9	10.75	-2	health economics	39	51.13	+12
<i>j. of finance</i>	10	11	-3	american j. of agri. eco.	40	51.25	+17
j. of econometrics	11	12.63	0	j. of industrial economics	41	51.94	-8
economic journal	12	14.69	+1	inter. j. of industrial orga.	42	52.13	+11
rand j. of economics	13	15.13	-1	j. of economic history	43	52.25	+4
j. of public economics	14	16.06	+3	economics letters	44	53.69	+5
j. of inter. economics	15	16.38	+4	j. of risk and uncertainty	45	54.5	-7
european economic review	16	20.56	+5	scandinavian j. of economics	46	54.63	+2
j. of labor economics	17	20.63	-2	j. of fin. and quanti. analysis	47	55.38	-11
international economic review	18	20.88	-4	ecological economics	48	55.75	+20
games and economic behavior	19	21.38	-1	j. of mathematical economics	49	55.81	-10
<i>review of financial studies</i>	20	25.56	0	<i>j. of business*</i>	50	56.69	-6
j. of business and eco. statistics	21	26.5	-5	j. of eco. and manag. strategy	51	59	-9
j. of health economics	22	30.94	+4	oxford economic papers	52	59.38	+2
j. of development economics	23	32.38	+14	<i>j. of the american statistical asso.</i>	53	59.44	-31
j. of human resources	24	33.06	+3	mathematical finance	54	60.25	-9
j. of money, credit, and banking	25	33.44	+3	economica	55	62.13	-3
j. of law and economics	26	34.94	-1	public choice	56	62.63	+6
j. of accounting and economics	27	35.25	-4	<i>american political science review</i>	57	64.13	-26
j. of urban economics	28	36	+4	j. of banking and finance	58	65.06	+12
j. of env. eco. and manag.	29	39.5	+12	canadian j. of economics	59	66.5	+1
j. of economic growth	30	39.81	-6	j. of common market studies	60	68.88	+14

Journals in **bold** are in the economics category of *JCR*. Other *JCR* journals are in *italic*. Journals marked with an * are no longer referenced in the *EconLit* database. Survey journals are excluded.

8 Prediction for the non-*JCR* journals

So far, the approach followed only allows us to rank the 304 journals that are both in *JCR* and *EconLit*. Since our goal is to rank all 1202 *EconLit* journals, we need to extend the previous methodology to the remaining 898 journals.

Hopefully, the richness of the *EconLit* database allows us to recover the missing citation scores. Indeed, *EconLit* provides us with the publication record of every authors. Therefore for each citation index $X \in \{PII, AI, JII, EF\}$, we can compute the publication score of every authors according to X . Next, by averaging the authors' score for all the authors of a given journal we derive the score of every journal according to the publication intensity (measured by X) of its authors. This procedure is detailed in Section 8.1. Once these journal-author scores are obtained they are used to predict the missing citation scores, as explained in Section 8.2

8.1 Authors' scores

Let au denote an *EconLit* author (that is someone who is the (co)author of at least one article referenced in *EconLit*). Let $A(au, T)$ denote the set of all period T publications (co)authored by au . For a citation index $X \in \{PII, AI, JII, EF\}$, the score of this author is:

$$sc(au, X, T) = \sum_{a \in A(au, T)} \frac{p(a)}{\bar{p}(a)} x(a)/n(a)$$

where $x(a)$ is the score according to X of the journal in which a is published, $p(a)$ the number of pages of a , $\bar{p}(a)$ the average number of pages of the articles published the same year in the same journal as a , and $n(a)$ is the number of author of a . We discussed above the way we weight the articles length. We make the further normalisation here that is very standard to attribute to each of the $n(a)$ co-authors a share $\frac{1}{n(a)}$ of the paper.

To move from authors' scores to journals' scores, let $AU_j(T)$ denote the set of the authors of journal j during period T . The score of j according to X is:

$$sc_j(X, T) = \sum_{au \in AU_j(T)} w_j(au, T) sc(au, X, T)$$

where $w_j(au, T)$ is the weight of author au in journal j . This weight is the fraction of articles (co)authored by au . If an article has $n(a)$ (co)authors, each one is author of $1/n(a)$ fraction of the article. Let $A_j(au, T)$ denote the set of articles (co)authored by au in journal j during period T ,

$$w_j(au, T) = \frac{1}{N_j(T)} \sum_{a \in A_j(au, T)} 1/n(a)$$

where $N_j(T)$ is the total number of articles published in journal j during T .

Let us define AU_X denote the list of the journals scores for period $T = 2004 - 2008$ and *JCR* index X , $sc_j(X, 2004 - 2008)$, according to the score of their authors.¹⁶ We finally correct these AU_X indexes by *econ* and average over the four *JCR* indexes we consider to get journal scores based on their authors performance, which gives

$$AUT_econ = \sum_{X \in \{PII, AI, JII, EF\}} \text{rank}(econ \times AU_X) / 4$$

¹⁶We could have chosen other periods, but they have a similar explanatory power when explaining journals citations.

Contrary to *JCR_econ*, the index *AUT_econ* is available for all 1202 journals (whether they are active or not).

Table 11: Top 60 journals for the *AUT_econ* index

Journal	Rank	Score	Delta	Journal	Rank	Score	Delta
econometrica	1	3.25	0	j. of health economics	31	41.5	-5
american economic review	2	3.75	+2	j. of applied econometrics	32	42	+3
quarterly j. of economics	3	5	-1	j. of eco. and manag. strategy	33	42.25	+9
j. of economic theory	4	6.75	+3	national tax journal	34	42.75	+21
j. of political economy	4	6.75	-1	j. of development economics	35	43.5	+2
j. of financial economics	6	7.25	0	j. of law and economics	35	43.5	-10
j. of econometrics	7	9.25	+4	j. of fin. and quanti. analysis	37	44	-1
review of economic studies	8	9.5	-3	j. of economic growth	38	45	-14
j. of monetary economics	9	10.5	0	j. of law, eco., and orga.	39	45.5	-5
rand j. of economics	10	14	+2	j. of urban economics	40	48	-8
games and economic behavior	11	15.5	+7	j. of risk and uncertainty	41	48.5	-3
international economic review	12	15.75	+2	inter. j. of game theory	42	48.75	+14
<i>j. of finance</i>	12	15.75	-5	macroeconomic dynamics	43	49.25	+22
j. of public economics	14	17.25	+3	j. of industrial economics	44	49.75	-11
r. of economics and statistics	15	18	-5	j. of accounting and economics	45	50	-22
<i>j. of the european eco. association</i>	16	21	.	economics letters	46	50.75	+3
economic theory	17	23.25	+26	inter. j. of industrial orga.	47	51.5	+6
econometric theory	18	24.75	+11	scandinavian j. of economics	47	51.5	+1
economic journal	19	26	-6	j. of eco. behavior and orga.	49	52.25	-3
j. of business and eco. statistics	19	26	-3	<i>j. of business*</i>	50	54.5	-6
review of economic dynamics	21	26.5	+9	economic inquiry	51	54.75	+8
<i>review of financial studies</i>	22	27.5	-2	canadian j. of economics	52	57.25	+8
j. of labor economics	23	27.75	-8	social choice and welfare	53	58.25	+22
j. of inter. economics	24	29	-5	j. of economic history	54	58.75	-7
european economic review	25	29.75	-4	<i>theoretical economics</i>	55	62.5	.
j. of money, credit, and banking	26	34	+2	<i>econometric reviews</i>	56	66.75	.
j. of human resources	27	34.25	0	j. of env. eco. and manag.	57	68	-16
j. of mathematical economics	28	35.25	+11	labour economics	58	70.25	+21
<i>j. of the american statistical asso.</i>	29	38	-7	economica	59	71.75	-7
j. of eco. dyna. and control	30	38.25	+10	<i>experimental economics</i>	60	74.5	.

Journals in **bold** are in the economics category of *JCR*. Other *JCR* journals are in *italic*. Journals marked with an * are no longer referenced in the *EconLit* database. Survey journals are excluded.

Table 11 shows the first 60 journals according to the *AUT_econ* index (survey/commissioning journals excluded). The column Delta indicates the change in rank with respect to the ranking of Table 6 (based on *JCR_econ*). It invites several comments. First, three non *JCR* journals make it to the top-60, the *J. of the European Economic Association*, *Theoretical Economics*, and *Econometric Reviews*. Similarly, *Experimental Economics* was not ranked previously because it is a recent *JCR* journal (not in the economics category though) and it does not have a score for *PII* and *JII*. Second, the rank of a journal can vary substantially between the *JCR_econ* ranking and the *AU_econ* one. *Econometrica* is first in both rankings, but there are some impressive upwards movements for example: *Economic Theory* gains 28 ranks and *National Tax Journal* 24. Conversely, *J. of Accounting and Economics* loses 22 ranks and *J. of Environmental Economics and Management* 15. These variations show that one cannot simply substitute a citation index by an author index. However the correlation between the two indexes is relatively high (0.88) and the author information is certainly useful to predict the missing citations. This is what we exploit in the next section, given that we also apply the same procedure to construct the similar scores based on *JEL* normalized scores, which gives *AUT_Norm_econ*.

8.2 Econometric estimation

For the 304 *JCR* journals, we have both citation and author indexes. Let *AUT-index* be defined by

$$AUT-index = 0.5AUT_econ + 0.25H5_econ + 0.25AUT_Norm_econ$$

with $AUT-index_j$ be the value of the *AUT-index* for journal j .

The specification we consider is:

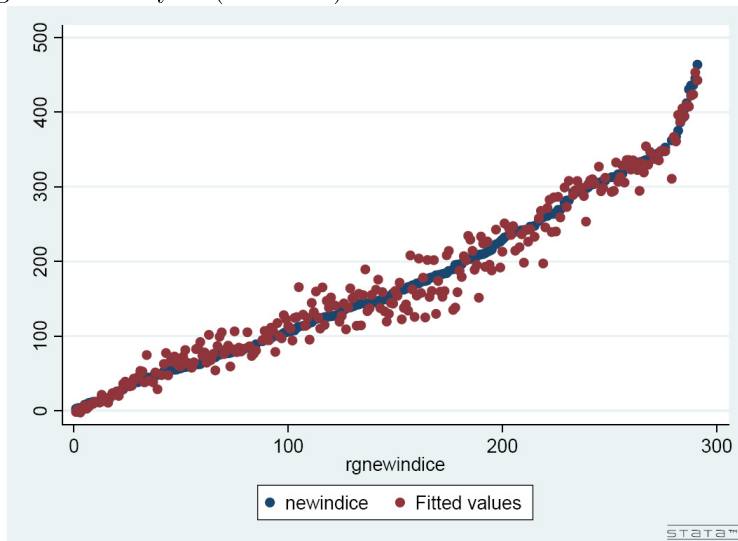
$$CL-index = \delta + \alpha \sum_{X \in \{PII, AI, JII, EF\}} X_econ + \beta \sum_{X \in \{PII, AI, JII, EF\}} X_Norm_econ + \gamma H5_econ + \sum_{k=2}^4 \delta_k AUT-index^k + \varepsilon \quad (2)$$

where δ , α , β , γ , δ_2 , δ_3 , and δ_4 are parameters to be estimated and ε is an error term supposed to be independently and identically distributed across journals.

Table 12 presents OLS estimates of specification (2). A majority of the authors' scores based on the indexes entering *CL-index* significantly affect *CL-index*. This is also the case for the powers of *AUT-index*. Since our purpose is to build a good predictor of *CL-index* for the non-*JCR* journals, the most important criteria is the R^2 . It appears that the fit is pretty good, with a R^2 at 0.97. This also reflects in the figure in the right-hand part of Table 12 where real and predicted points for *JCR* are shown.

Table 12: Regression analysis ($N = 278$)

Variables	Coef. (s.e.)
$(AU_{index})^2$	-0.002** (0.00)
$(AU_{index})^3$	0.000** (0.00)
$(AU_{index})^4$	-0.000** (0.00)
H-index(04-08)	0.221** (0.03)
GS cita. (04-08)	0.186** (0.04)
GS citat. (04-08) per art.	-0.013 (0.04)
AU _{AI} _econ	0.445** (0.08)
AU _{PII} _econ	-0.026 (0.08)
AU _{EF} _econ	0.059 (0.09)
AU _{JII} _econ	0.024 (0.09)
AU _{AI} norm_econ	-0.128 (0.08)
AU _{EF} norm_econ	0.134 (0.11)
AU _{PII} norm_econ	0.178* (0.08)
AU _{JII} norm_econ	0.060 (0.12)
Constant	-3.622 (3.73)
R^2	0.974



8.3 Shaping the weights

A last issue must be tackled: to what extent are the weights given to the journals more or less selective? Indeed as we average ranks and not (normalized) scores, the estimated index is increasing (the lower the index the better the journal) and almost linear. First, it is more useful to have decreasing weights (in order to weight publications before summing them, for example). Second, and most importantly, Lotka (1926) was the first to realize that the distribution of scientific publications is very skewed. It has been confirmed since that this holds for most scientific production, indexes, and fields. To put it in another

way, when individuals (people, organizations, journals, etc) are ranked by decreasing productivity, the productivity decreases sharply, in a very convex way, typically of the exponential form:

$$\log X_j = a + b \log(\text{rank}(X_j)) + \nu_j$$

where X_j is a journal index, $\text{rank}(X_j)$ the rank of this journal according to X_j and ν_j an error term supposed to be independently and identically distributed across journals.

Therefore, the choice of a one to one function to transform the estimated index into decreasing weights gives us the opportunity to shape the degree of convexity (inequality) of the journal weights, keeping the same ordinal ranking of journals. Our first variant uses the function $1/(x+20)$ (and normalizes the top score to 100). This leads to the index we call CLm for ‘‘Combes-Linnemer medium’’ (convexity). Our second variant is the index CLh for ‘‘Combes-Linnemer high’’ (convexity). It uses the function $1/(x+20)^3$ (and normalizes the top score to 100). Their formal definitions for any journal j are given by

$$\begin{cases} CLm_j = 100 \left(\frac{CL-index_{\max}+20}{CL-index_j+20} \right) & \text{and} & CLh_j = 100 \left(\frac{CL-index_{\max}+20}{CL-index_j+20} \right)^3 & \text{if } j \in \text{JCR} \\ CLm_j = 100 \left(\frac{CL-index_{\max}+20}{CL-index_j+20} \right) & \text{and} & CLh_j = 100 \left(\frac{CL-index_{\max}+20}{CL-index_j+20} \right)^3 & \text{if } j \notin \text{JCR} \end{cases}$$

where $CL-index_j$ is the value of the $CL-index$ for journal j and $CL-index_{\max}$, the maximum of these values.

Finally, we also propose discrete weights as the literature does, often because it is not able to do more contrary to us. We consider six classes with weights that decrease by a factor 2 between two consecutive classes. We call this index CLd for ‘‘Combes-Linnemer discrete’’.¹⁷

To understand these choices, and as a comparison device, Table 13 ranks a number of standard indexes from the lowest to the highest convexity, given by the absolute value of the parameter b (second column). The least convex index corresponds to the one used by the French Cnrs. Then, H-indexes computed from GS citations, Scopus, or Repec, or the Palacio-Huerta et Volij index, or AI lead to a convexity coefficient between 0.7 and 1. There is then a group of indexes that are more convex with a convexity between 1.2 and 1.5 (Ritzberger, EF and the GS citations index per article). Finally, all other indexes are very convex, with a convexity coefficient above 1.6, the GS indexes based on total citations reaching 2, passing by the Red Jasper indexes (per article and total) and by the Kodrzycki et Yu index. With a convexity coefficient of 0.55, CLm is one of the indexes with the weakest convexity among standard citations indexes. The degree of convexity of CLh, on the other hand, is fairly high (but not the highest), at 1.66. As appears at the bottom of Table 13, the convexity of CLd is among the weakest, at -0.64.

One might be surprised by the low convexity coefficient obtained for PHV, which is a fairly selective index since it considers a low number of journals. This is due to the fact that journals with a zero weight are omitted from the previous regression. To take into account these journals we introduce a very low weight for them and re-estimate the convexity parameter on the full set of all *EconLit* journals for all indexes.¹⁸ Results are reported in Table 14.

Some indexes that do not seem very convex in Table 13 exhibit now a high convexity coefficient. The reason is that whereas the weights given to the non-zero journals are not very convex, these indexes

¹⁷The top five (or AAA) journals are given a weight 100, the next 15 (or AA) journals a weight 50, the ones in class A, 25, next 12.5 in class B, then 6.25 in class C, and 3.125 in class D. The main advantage of the discrete ranking is that it is more robust to small changes in the methodology. Its main drawback is that it introduces discrete jumps in weights, which is somewhat artificial. Moreover, it creates an artificial equality, among a given class, between the best and the worst journals.

¹⁸Practically, the dependent variable is now $\log(0.01 + X_j)$ instead of $\log(X_j)$.

Table 13: Convexity of Journal Indexes without zeros

Index	convexity	Std. dev.	intercept	Std. dev.	obs.	R ²
Cnrs	-0.29 ^a	(0.009)	5.08 ^a	(0.041)	401	0.73
H-index Scopus	-0.88 ^a	(0.022)	7.05 ^a	(0.121)	556	0.74
H-index GS tot. - 5 years	-0.94 ^a	(0.016)	7.44 ^a	(0.094)	1015	0.78
Palacio-Huerta and Volij	-0.96 ^a	(0.069)	5.32 ^a	(0.188)	34	0.86
H-index GS tot. - 10 years	-1.02 ^a	(0.018)	7.77 ^a	(0.106)	1069	0.76
Eigenfactor per article	-1.05 ^a	(0.028)	6.42 ^a	(0.136)	302	0.82
H-index Repec	-1.05 ^a	(0.020)	6.95 ^a	(0.106)	465	0.85
Ritzberger	-1.21 ^a	(0.046)	6.36 ^a	(0.190)	154	0.82
Eigenfactor total	-1.27 ^a	(0.031)	6.88 ^a	(0.149)	302	0.85
GS cit. per art. - 5 years	-1.48 ^a	(0.032)	9.13 ^a	(0.193)	963	0.68
GS cit. per art. - 10 years	-1.56 ^a	(0.034)	8.30 ^a	(0.205)	1022	0.67
Red Jasper per article	-1.61 ^a	(0.042)	7.83 ^a	(0.203)	292	0.83
Kodrzycki and Yu	-1.64 ^a	(0.067)	7.81 ^a	(0.287)	175	0.78
Red Jasper total	-1.79 ^a	(0.044)	8.03 ^a	(0.210)	291	0.85
GS tot. cit. - 5 years	-1.94 ^a	(0.036)	10.55 ^a	(0.217)	1015	0.74
GS tot. cit. - 5 years	-2.09 ^a	(0.040)	11.00 ^a	(0.241)	1069	0.72
Combes-Linnemer medium	-0.58 ^a	(0.002)	5.51 ^a	(0.011)	1168	0.99
Combes-Linnemer discrete	-0.65 ^a	(0.003)	5.35 ^a	(0.019)	1207	0.97
Combes-Linnemer high	-1.74 ^a	(0.006)	7.32 ^a	(0.034)	1168	0.99

ignore many journals. An extreme example is given by the Palacios-Huerta and Volij index for which most journals are at zero. If one wishes to use a very selective index, such an index should do a good job. But it would not be able to assess a less concentrated distribution of talents, contrary to what could have been inferred from Table 13. Conversely, *Google Scholar* indexes do allow us to consider most journals and, consistently, lead to weights that are not very convex, leading to a not very selective vision of the journal hierarchy. Other indexes appear as more ambiguous, as the Cnrs one. On the one hand it considers quite a lot of journals and puts equalitarian weights.¹⁹ On the other hand, many journals are ignored. Therefore while a low weight journal is relatively close to a high weight one, zero weight journals are infinitely away from these low weight journals. Indexes such as *Red Jasper* or *Eigenfactor*TM ones also ignore a large number of journals, but at least use fairly convex weights, which is more consistent.

The approach we propose is balanced. According to CLm (or CLd), no journal is ignored and an intermediate degree of convexity is considered. A complementary point of view is obtained through CLh as it is a more selective ranking.

9 CL2009 Final Ranking

Tables 15 to 19 list all 600 journals in classes AAA, A, B, and C as well as their rank, CLm, and CLh. Information about the remaining 602 D journals is available upon request.²⁰ The first visual observation one makes when looking at Tables 15 is that it is filled with bold journals (economics *JCR* category)

¹⁹Note that CNRS did not put any weights actually to its ranking but only distinguished five classes. But then people get used to give weights 1 to 5 to these classes, and therefore 0 for all other ones, the convention we have adopted here.

²⁰Note that in Tables 15 to 19 journals with an asterisk are journals no longer referenced in the *EconLit* database. For example, *J. of Business* stopped being published in 2006 and therefore is no longer referenced in *EconLit*. Most of the asterisk journals are still published though. The results for these journals are more subject to caution as we had to use older (and sometimes on a shorter time frame) *EconLit* information for the JEL code normalized and authors' indexes.

Table 14: Convexity of Journal Indexes with zeros

Index	convexity	Std. dev.	intercept	Std. dev.	obs.	R ²
H-index GS tot. - 10 years	-1.59 ^a	(0.049)	10.61 ^a	(0.301)	1207	0.47
H-index GS tot. - 5 years	-1.75 ^a	(0.057)	11.50 ^a	(0.348)	1207	0.44
GS cit. per art. - 10 years	-1.76 ^a	(0.032)	9.34 ^a	(0.198)	1207	0.71
GS tot. cit. - 5 years	-2.01 ^a	(0.027)	10.64 ^a	(0.169)	1207	0.82
GS cit. per art. - 5 years	-2.07 ^a	(0.047)	12.07 ^a	(0.287)	1207	0.62
GS tot. cit. - 5 years	-2.09 ^a	(0.032)	11.30 ^a	(0.194)	1207	0.78
Cnrs	-2.70 ^a	(0.074)	13.02 ^a	(0.416)	1207	0.52
Red Jasper total	-2.90 ^a	(0.040)	12.19 ^a	(0.216)	1207	0.82
Red Jasper per article	-3.09 ^a	(0.051)	13.40 ^a	(0.277)	1207	0.76
H-index Scopus	-3.09 ^a	(0.083)	16.66 ^a	(0.491)	1207	0.53
H-index Repec	-3.11 ^a	(0.071)	15.66 ^a	(0.409)	1207	0.62
Eigenfactor total	-3.16 ^a	(0.062)	14.02 ^a	(0.343)	1207	0.68
Eigenfactor per article	-3.29 ^a	(0.073)	14.87 ^a	(0.402)	1207	0.63
Kodrzycki and Yu	-3.56 ^a	(0.060)	14.09 ^a	(0.305)	1207	0.74
Ritzberger	-3.62 ^a	(0.072)	13.95 ^a	(0.356)	1207	0.68
Palacio-Huerta and Volij	-4.73 ^a	(0.098)	12.29 ^a	(0.347)	1207	0.66

and that the ranking in this Table is almost identical to the ranking of Table 10. Indeed, only one non *JCR* journal (neither bold nor italic) makes its way to the top 60, the *J. of the European Economic Association*. As the *J. of the European Economic Association* is now part of the economics category of the *JCR* and is going to have AI and EF scores, the inclusion of the *J. of the European Economic Association* at the top only anticipates what will probably happen anyway. The other successful journal without AI and EF available is *Econometric Reviews*, at rank 90.

Yet, this feature is no longer true when on scroll-down in the ranking. Among B journals many non *JCR* journals outrank *JCR* journals. In particular, *Econometrics Journal*, *Review of Finance*, *European Journal of Political Economy*, *J. of Public Economic Theory*, *Review of International Economics*, *Theoretical Economics*, and *J. of Empirical Finance* are all between rank 103 and 120 well above economics *JCR* journals like.

Table 15: Top 120 journals for the *CL-index*

Journal	Rk	Class	CLm	CLh	Journal	Rk	Class	CLm	CLh
quarterly j. of economics	1	AAA	100	100	j. of banking and finance	61	A	26.3	6.92
american economic review	2	AAA	98.1	96.2	canadian j. of economics	62	A	25.9	6.69
j. of political economy	3	AAA	96.2	92.6	j. of common market studies	63	A	25.2	6.34
econometrica	4	AAA	95.7	91.6	macroeconomic dynamics	64	A	25	6.27
review of economic studies	5	AAA	81	65.6	land economics	65	A	24.6	6.04
j. of financial economics	6	AA	80.6	65	industrial and corporate change	66	A	24.4	5.97
j. of monetary economics	7	AA	75.8	57.5	economic inquiry	67	A	24.2	5.87
r. of economics and statistics	8	AA	74.1	54.9	economy and society	68	A	24.2	5.86
j. of economic theory	9	AA	72.8	52.9	regional science and urban eco.	69	A	24	5.75
j. of finance	10	AA	72.2	52.1	labour economics	70	A	23.8	5.67
j. of econometrics	11	AA	68.6	47	j. of comparative economics	71	A	23.4	5.46
economic journal	12	AA	64.5	41.6	insurance: math. and economics	72	A	23.3	5.41
rand j. of economics	13	AA	63.7	40.6	j. of inter. money and finance	73	A	23.2	5.4
j. of public economics	14	AA	62	38.5	inter. j. of game theory	74	A	23.1	5.33
j. of inter. economics	15	AA	61.5	37.8	eco. dev. and cultural change	75	A	23	5.3
j. of the european eco. association	16	AA	57	32.5	oxford bull. of eco. and statistics	76	A	22.9	5.26
european economic review	17	AA	55.2	30.4	national tax journal	77	A	22.8	5.19
j. of labor economics	18	AA	55.1	30.3	explorations in eco. history	78	A	22.4	5
international economic review	19	AA	54.7	30	env. and resource economics	79	A	22.1	4.9
games and economic behavior	20	AA	54.1	29.2	social choice and welfare	80	A	21.9	4.79
review of financial studies	21	A	49.1	24.1	j. of population economics	81	A	21.8	4.76
j. of business and eco. statistics	22	A	48.1	23.2	economics of education review	82	A	21.4	4.57
j. of health economics	23	A	43.9	19.3	water resources research*	83	A	20.7	4.3
j. of development economics	24	A	42.7	18.3	energy journal	84	A	20.7	4.29
j. of human resources	25	A	42.2	17.8	experimental economics	85	A	20.5	4.2
j. of money, credit, and banking	26	A	41.9	17.5	j. of productivity analysis	86	A	20.3	4.11
j. of law and economics	27	A	40.7	16.6	review of income and wealth	87	A	20.1	4.02
j. of accounting and economics	28	A	40.5	16.4	j. of regulatory economics	88	A	19.9	3.98
j. of urban economics	29	A	40	16	j. of financial intermediation	89	A	19.9	3.95
j. of env. eco. and manag.	30	A	37.6	14.1	econometric reviews	90	A	19.5	3.82
j. of economic growth	31	A	37.4	14	j. of real estate fin. and eco.	91	A	19.2	3.67
j. of eco. dyna. and control	32	A	36.1	13	j. of economic geography	92	A	19.1	3.66
j. of eco. behavior and orga.	33	A	35.8	12.8	inter. tax and public finance	93	A	19.1	3.66
world development	34	A	35.8	12.8	southern economic journal	94	A	19	3.59
review of economic dynamics	35	A	35.3	12.4	world economy	95	A	18.8	3.54
j. of applied econometrics	36	A	35	12.3	industrial and labor relations review	96	A	18.7	3.48
economic theory	37	A	34	11.6	BROOKINGS P. ON ECO. ACTIVITY	97	A	18.6	3.46
econometric theory	38	A	33.7	11.4	j. of economic psychology	98	A	18.5	3.44
j. of law, eco., and orga.	39	A	32.1	10.3	economic history review	99	A	18.4	3.4
health economics	40	A	31.5	9.9	resource and energy economics	100	A	18.3	3.36
american j. of agri. eco.	41	A	31.4	9.86	j. of risk and insurance	101	A	18.2	3.3
j. of industrial economics	42	A	31.1	9.67	applied economics	102	A	17.9	3.2
inter. j. of industrial orga.	43	A	31	9.62	agricultural economics	103	B	17.8	3.15
j. of economic history	44	A	31	9.59	review of finance	104	B	17.5	3.05
J. OF ECONOMIC PERSPECTIVES	45	A	30.5	9.28	china economic review	105	B	17.5	3.05
economics letters	46	A	30.4	9.22	international orga.	106	B	17.3	3
j. of risk and uncertainty	47	A	30	9.02	energy economics	107	B	17.1	2.93
scandinavian j. of economics	48	A	30	8.99	r. of international economics	108	B	17.1	2.92
j. of fin. and quanti. analysis	49	A	29.7	8.81	food policy	109	B	17.1	2.92
ecological economics	50	A	29.5	8.72	j. of public economic theory	110	B	17.1	2.91
j. of mathematical economics	51	A	29.5	8.71	economic geography	111	B	16.8	2.82
j. of business*	52	A	29.2	8.51	econometrics journal	112	B	16.7	2.8
j. of eco. and manag. strategy	53	A	28.3	8.02	economics of transition	113	B	16.5	2.73
J. OF ECONOMIC LITERATURE	54	A	28.3	7.98	european j. of political economy	114	B	16.5	2.73
oxford economic papers	55	A	28.2	7.95	WORLD BANK ECONOMIC REVIEW	115	B	16.3	2.64
j. of the american statistical asso.	56	A	28.2	7.93	j. of legal studies	116	B	16.2	2.61
mathematical finance	57	A	27.9	7.77	american law and eco. review	117	B	16.1	2.59
economica	58	A	27.2	7.42	j. of empirical finance	118	B	16.1	2.59
public choice	59	A	27.1	7.33	j. of transport eco. and policy	119	B	16	2.56
american political science review	60	A	26.6	7.07	real estate economics	120	B	16	2.56

Journals in **bold** are in the economics category of *JCR*. Survey journals are in SMALL CAPS. Other *JCR* journals are in *italic*. Journals marked with an * are no longer referenced in the *EconLit* database.

Table 16: Top 121-240 journals for the *CL-index*

Journal	Rk	Class	CLm	CLh	Journal	Rk	Class	CLm	CLh
<i>research policy</i>	121	B	16	2.55	<i>j. of the royal statistical society: series a</i>	181	B	11.8	1.4
review of industrial orga.	122	B	15.9	2.52	OXFORD R. OF ECONOMIC POLICY	182	B	11.8	1.4
<i>j. of accounting research</i>	123	B	15.8	2.51	<i>inter. j. of forecasting</i>	183	B	11.8	1.39
<i>finance and stochastics</i>	124	B	15.8	2.5	Annales d économie et de statistique	184	B	11.6	1.35
r. of inter. political economy	125	B	15.8	2.49	applied economics letters	185	B	11.5	1.32
ECONOMIC POLICY	126	B	15.7	2.46	<i>regional studies</i>	186	B	11.5	1.32
<i>mathematical social sciences</i>	127	B	15.6	2.44	b.e. j. of eco. ana. and policy: front./adv.	187	B	11.4	1.3
kyklos	128	B	15.6	2.44	public finance review	188	B	11.4	1.3
j. of housing economics	129	B	15.6	2.43	economics and philosophy	189	B	11.4	1.29
small business economics	130	B	15.2	2.32	<i>industrial relations</i>	190	B	11.3	1.28
j. of financial econometrics	131	B	14.9	2.23	economic modelling	191	B	11.3	1.27
j. of evolutionary economics	132	B	14.9	2.21	south african j. of economics	192	B	11.3	1.27
inter. r. of law and economics	133	B	14.8	2.2	review of network economics	193	B	11.2	1.27
j. of the jap. and inter. economies	134	B	14.6	2.14	review of world economics	194	B	11.2	1.26
<i>j. of development studies</i>	135	B	14.6	2.12	b.e. j. of macroeco.: contributions	195	B	11.2	1.26
european r. of agri. eco.	136	B	14.5	2.1	economic development quarterly	196	B	11.2	1.26
<i>j. of financial markets</i>	137	B	14.4	2.09	defence and peace economics	197	B	11.2	1.25
theoretical economics	138	B	14.3	2.04	<i>health services research*</i>	198	B	11.2	1.25
j. of eco. (zeitschrift...)	139	B	14.3	2.04	European financial manag.	199	B	11.1	1.23
<i>demography</i>	140	B	14.2	2.03	European r. of eco. history	200	B	11.1	1.23
<i>j. of policy analysis and manag.</i>	141	B	14.2	2.03	economics of governance	201	B	11	1.21
j. of institutional and theo. eco.	142	B	14.2	2.02	eco. of innovation and new technology	202	B	10.9	1.19
j. of macroeconomics	143	B	14.1	1.98	managerial and decision eco.	203	B	10.9	1.19
j. of agricultural economics	144	B	14	1.97	j. of policy modeling	204	B	10.9	1.18
<i>j. of conflict resolution*</i>	145	B	14	1.97	<i>j. of inter. business studies</i>	205	B	10.8	1.18
bulletin of indonesian eco. studies	146	B	14	1.96	pacific economic review	206	B	10.8	1.17
theory and decision	147	B	13.9	1.94	r. of eco. of the household	207	B	10.7	1.14
scottish j. of political economy	148	B	13.9	1.94	north american j. of eco. and finance	208	B	10.7	1.14
cambridge j. of economics	149	B	13.8	1.91	german economic review	209	B	10.7	1.14
<i>marketing science</i>	150	B	13.8	1.89	j. of human capital	210	B	10.7	1.14
empirical economics	151	B	13.7	1.89	quarterly j. of political science	211	B	10.7	1.14
economics and politics	152	B	13.7	1.88	WORLD BANK RESEARCH OBSERVER	212	B	10.7	1.14
economic record	153	B	13.6	1.86	comparative economic studies	213	B	10.6	1.12
information eco. and policy	154	B	13.6	1.86	international finance	214	B	10.6	1.12
<i>j. of regional science</i>	155	B	13.5	1.83	<i>r. of agricultural economics</i>	215	B	10.5	1.11
fiscal studies	156	B	13.5	1.81	japan and the world economy	216	B	10.5	1.11
<i>j. of corporate finance</i>	157	B	13.3	1.76	open economies review	217	B	10.5	1.1
<i>review of accounting studies</i>	158	B	13.1	1.72	b.e. j. of eco. ana. and policy: contributions	218	B	10.5	1.1
r. of development economics	159	B	13	1.7	structural change and eco. dyna.	219	B	10.5	1.1
eurasian geography and eco.	160	B	12.9	1.67	j. of economic issues	220	B	10.5	1.1
<i>financial manag.</i>	161	B	12.9	1.66	quarterly r. of eco. and finance	221	B	10.5	1.1
review of economic design	162	B	12.9	1.65	post soviet affairs	222	B	10.4	1.08
j. of agri. and resource eco.	163	B	12.8	1.65	<i>quanti. finance</i>	223	B	10.4	1.07
<i>accounting review</i>	164	B	12.8	1.64	<i>environment and planning a</i>	224	B	10.4	1.07
contemporary economic policy	165	B	12.6	1.59	<i>j. of forecasting</i>	225	B	10.4	1.07
<i>environment and dev. economics</i>	166	B	12.5	1.57	quanti. marketing and eco.	226	B	10.3	1.07
japanese economic review	167	B	12.5	1.57	eastern economic journal	227	B	10.3	1.07
IMF STAFF PAPERS	168	B	12.5	1.56	j. of economics and business	228	B	10.3	1.05
<i>population and dev. review</i>	169	B	12.5	1.56	<i>inter. regional science review</i>	229	B	10.2	1.03
cesifo economic studies	170	B	12.3	1.52	j. of economic methodology	230	B	10.1	1.03
manchester school	171	B	12.3	1.51	<i>j. of consumer research</i>	231	B	10.1	1.03
feminist economics	172	B	12.2	1.5	<i>inter. j. of finance and eco.</i>	232	B	10.1	1.02
j. of african economies	173	B	12.2	1.48	inter. j. of health care finance and eco.	233	B	10.1	1.02
j. of economic inequality	174	B	12.1	1.47	developing economies	234	B	10	1
j. of fin. services research	175	B	12.1	1.46	<i>british j. of industrial relations</i>	235	B	10	1
stud. in nonlin. dyn. and ec.trics	176	B	12	1.43	j. of pension eco. and finance	236	B	9.95	0.99
<i>urban studies</i>	177	B	12	1.43	annals of eco. and finance	237	B	9.94	0.99
new political economy	178	B	11.9	1.43	<i>j. of peace research</i>	238	B	9.91	0.98
eco. (latin amer. and carib. eco. asso.)	179	B	11.9	1.42	inter. j. of the eco. of business	239	B	9.89	0.98
j. of economic education	180	B	11.9	1.42	american j. of eco. and sociology	240	B	9.88	0.98

Journals in **bold** are in the economics category of *JCR*. Survey journals are in SMALL CAPS. Other *JCR* journals are in *italic*. Journals marked with an * are no longer referenced in the *EconLit* database.

Table 17: Top 241-360 journals for the *CL-index*

Journal	Rk	Class	CLm	CLh	Journal	Rk	Class	CLm	CLh
j. of inter. trade and eco. dev.	241	B	9.87	0.98	<i>j. of business research*</i>	301	C	8.72	0.76
J. OF ECONOMIC SURVEYS	242	B	9.87	0.97	<i>australian j. of agri. and resource eco.</i>	302	C	8.71	0.76
desarrollo economico	243	B	9.87	0.97	r. of quanti. finance and accounting	303	C	8.67	0.75
research in economics	244	B	9.83	0.97	<i>annals of regional science</i>	304	C	8.67	0.75
j. of sports economics	245	B	9.83	0.97	j. of accounting, auditing and finance	305	C	8.66	0.75
annals of finance	246	B	9.81	0.96	<i>american statistician*</i>	306	C	8.66	0.75
<i>contemporary accounting research</i>	247	B	9.76	0.95	j. of inter. development	307	C	8.66	0.75
bulletin of economic research	248	B	9.7	0.94	jahrbucher fur nationaloko. und stat.	308	C	8.65	0.75
<i>j. of marketing research*</i>	249	B	9.7	0.94	inter. game theory review	309	C	8.63	0.74
computational economics	250	B	9.7	0.94	j. of eco. and social measurement	310	C	8.61	0.74
b.e. j. of theo. eco.: front./adv.	251	B	9.66	0.93	<i>climate policy</i>	311	C	8.59	0.74
inter. r. of eco. and finance	252	B	9.6	0.92	choices	312	C	8.58	0.74
education economics	253	B	9.53	0.91	j. of agri. and applied eco.	313	C	8.57	0.73
j. of post keynesian economics	254	B	9.52	0.91	australian economic review	314	C	8.55	0.73
<i>social science quarterly</i>	255	B	9.47	0.9	marine resource economics	315	C	8.55	0.73
j. of financial research	256	B	9.47	0.9	schmollers jahrbuch	316	C	8.53	0.73
economics bulletin	257	B	9.43	0.89	j. of industry, competition and trade	317	C	8.52	0.73
j. of economic policy reform	258	B	9.41	0.89	<i>papers in regional science</i>	318	C	8.51	0.72
j. of asian economics	259	C	9.39	0.88	b.e. j. of theo. eco.: contributions	319	C	8.48	0.72
<i>j. of marketing*</i>	260	C	9.39	0.88	oxford development studies	320	C	8.47	0.72
inter. eco. and eco. policy	261	C	9.3	0.86	cesifo forum	321	C	8.46	0.72
finanzarchiv	262	C	9.26	0.86	financial review	322	C	8.45	0.71
b.e. j. of macroeco.: topics	263	C	9.24	0.85	constitutional political economy	323	C	8.45	0.71
metroeconomica	264	C	9.21	0.85	j. of applied economics	324	C	8.36	0.7
international economic journal	265	C	9.18	0.84	<i>political science quarterly*</i>	325	C	8.35	0.7
<i>geneva risk and insurance review</i>	266	C	9.15	0.84	j. of technology transfer	326	C	8.34	0.7
eastern european economics	267	C	9.15	0.84	fin. markets, institutions and instruments	327	C	8.33	0.69
agri. and resource eco. review	268	C	9.15	0.84	<i>telecommunications policy</i>	328	C	8.32	0.69
j. of agri. and food industrial orga.	269	C	9.1	0.83	review of derivatives research	329	C	8.31	0.69
spanish economic review	270	C	9.09	0.83	europaean j. of law and eco.	330	C	8.29	0.69
<i>growth and change</i>	271	C	9.08	0.83	j. of chinese eco. and business studies	331	C	8.27	0.68
<i>china quarterly</i>	272	C	9.08	0.82	j. of real estate research	332	C	8.24	0.68
b.e. j. of macroeco.: front./adv.	273	C	9.06	0.82	inter. r. of applied economics	333	C	8.23	0.68
j. of derivatives	274	C	9.06	0.82	economic systems research	334	C	8.23	0.68
australian economic papers	275	C	9.05	0.82	bank of england quarterly bulletin	335	C	8.21	0.67
<i>pharmacoeconomics*</i>	276	C	9.05	0.82	portuguese economic journal	336	C	8.21	0.67
applied financial economics	277	C	9.05	0.82	<i>r. of international studies</i>	337	C	8.21	0.67
j. of competition law and eco.	278	C	9.03	0.81	economics and human biology	338	C	8.2	0.67
economic systems	279	C	9.01	0.81	agribusiness	339	C	8.18	0.67
development policy review	280	C	9	0.81	revue d economie du developpement	340	C	8.16	0.67
education finance and policy	281	C	8.99	0.81	<i>conflict manag. and peace science</i>	341	C	8.15	0.66
<i>transportation research: part a</i>	282	C	8.99	0.81	F.R.B. OF ST. LOUIS REVIEW	342	C	8.12	0.66
j. of economic integration	283	C	8.97	0.8	atlantic economic journal	343	C	8.12	0.66
<i>development and change</i>	284	C	8.96	0.8	j. of institutional economics	344	C	8.11	0.66
F.R.B. OF MINNEAPOLIS QUARTERLY REVIEW	285	C	8.92	0.8	<i>de economist</i>	345	C	8.09	0.66
<i>transportation research: part b</i>	286	C	8.91	0.79	<i>j. of labor research</i>	346	C	8.09	0.65
j. of financial stability	287	C	8.91	0.79	review of financial economics	347	C	8.09	0.65
asian economic papers	288	C	8.88	0.79	j. of risk	348	C	8.08	0.65
j. of investment manag.	289	C	8.87	0.79	<i>inquiry</i>	349	C	8.06	0.65
b.e. j. of eco. ana. and policy: topics	290	C	8.85	0.78	<i>housing policy debate</i>	350	C	8.05	0.65
empirica	291	C	8.84	0.78	industry and innovation	351	C	8.03	0.65
ECONOMISTS VOICE	292	C	8.84	0.78	FOREIGN AFFAIRS	352	C	8.03	0.64
history of political economy	293	C	8.83	0.78	<i>j. of portfolio manag.</i>	353	C	8.03	0.64
review of international orga.	294	C	8.82	0.78	asia pacific j. of accounting and eco.	354	C	7.99	0.64
<i>european j. of inter. relations</i>	295	C	8.81	0.78	north american actuarial journal	355	C	7.97	0.64
j. of business finance and accounting	296	C	8.78	0.77	R. OF ENV. ECO. AND POLICY	356	C	7.95	0.63
<i>j. of futures markets</i>	297	C	8.76	0.77	j. of human development	357	C	7.95	0.63
labour	298	C	8.76	0.77	<i>canadian j. of agri. eco.</i>	358	C	7.91	0.63
<i>transportation research: part e</i>	299	C	8.73	0.76	inter. productivity monitor	359	C	7.9	0.62
emerging markets review	300	C	8.73	0.76	j. of bioeconomics	360	C	7.88	0.62

Journals in **bold** are in the economics category of *JCR*. Survey journals are in SMALL CAPS. Other *JCR* journals are in *italic*. Journals marked with an * are no longer referenced in the *EconLit* database.

Table 18: Top 361-480 journals for the *CL-index*

Journal	Rk	Class	CLm	CLh	Journal	Rk	Class	CLm	CLh
FINANCE AND DEVELOPMENT	361	C	7.85	0.62	<i>j. of asian studies*</i>	421	C	7.08	0.5
<i>population studies</i>	362	C	7.83	0.61	<i>business history</i>	422	C	7.06	0.5
business and politics	363	C	7.82	0.61	inter. j. of theoretical and app. finance	423	C	7.05	0.5
review of political economy	364	C	7.81	0.61	louvain economic review	424	C	7.03	0.49
j. of the history of eco. thought	365	C	7.81	0.61	j. of eco. interaction and coordination	425	C	7.02	0.49
app. health eco. and health policy	366	C	7.77	0.6	CAPITALISM AND SOCIETY	426	C	7	0.49
economic and social review	367	C	7.73	0.6	<i>yale law journal</i>	427	C	7	0.49
j. of cultural economics	368	C	7.71	0.59	european j. of dev. research	428	C	7	0.49
<i>california manag. review*</i>	369	C	7.7	0.59	agricultural finance review	429	C	7	0.49
<i>j. of health politics, policy and law</i>	370	C	7.68	0.59	<i>latin american politics and society</i>	430	C	6.99	0.49
<i>inter. j. of production eco.</i>	371	C	7.65	0.58	j. of behavioral finance	431	C	6.99	0.49
<i>test</i>	372	C	7.62	0.58	<i>policy sciences</i>	432	C	6.98	0.49
review of social economy	373	C	7.6	0.58	<i>policy review*</i>	433	C	6.97	0.49
european j. of finance	374	C	7.6	0.58	WORLD TRADE REVIEW	434	C	6.97	0.49
j. of wine economics	375	C	7.59	0.58	new zealand economic papers	435	C	6.96	0.48
<i>transportation</i>	376	C	7.57	0.57	inter. r. of fin. analysis	436	C	6.95	0.48
antitrust bulletin	377	C	7.57	0.57	review of austrian economics	437	C	6.95	0.48
asian economic journal	378	C	7.53	0.57	<i>math. methods of operations research</i>	438	C	6.95	0.48
asian economic policy review	379	C	7.52	0.57	australian eco. history review	439	C	6.92	0.48
RESEARCH REVIEW	380	C	7.47	0.56	<i>j. of applied statistics</i>	440	C	6.91	0.48
revue economique	381	C	7.46	0.56	<i>networks and spatial economics</i>	441	C	6.91	0.48
politics, philosophy and eco.	382	C	7.45	0.56	PERSPEKTIVEN DER WIRTSCHAFTSPOLITIK	442	C	6.91	0.48
eco. change and restructuring	383	C	7.44	0.55	<i>global networks*</i>	443	C	6.9	0.48
j. of economic studies	384	C	7.4	0.55	asta: advances in statistical analysis	444	C	6.9	0.48
F.R.B. OF CHICAGO ECO. PERSPECTIVES	385	C	7.4	0.55	INTER. J. OF CENTRAL BANKING	445	C	6.9	0.48
eib papers	386	C	7.39	0.55	inter. r. of envi.al and resource eco.	446	C	6.89	0.48
CATO JOURNAL	387	C	7.38	0.55	<i>business history review</i>	447	C	6.89	0.47
israel economic review	388	C	7.37	0.54	singapore economic review	448	C	6.89	0.47
<i>american historical review*</i>	389	C	7.37	0.54	<i>agriculture and human values</i>	449	C	6.89	0.47
economie publique	390	C	7.37	0.54	agenda	450	C	6.89	0.47
asian development review	391	C	7.36	0.54	<i>inter. j. of manpower</i>	451	C	6.87	0.47
j. of manag. accounting research	392	C	7.33	0.54	european j. of health eco.	452	C	6.86	0.47
moneda y credito	393	C	7.32	0.54	j. of economics and finance	453	C	6.86	0.47
j. of computational finance	394	C	7.3	0.53	j. of the asia pacific economy	454	C	6.85	0.47
nordic j. of political economy	395	C	7.29	0.53	health care manag. science	455	C	6.83	0.47
<i>inter. j. of urban and regional research</i>	396	C	7.28	0.53	applied mathematical finance	456	C	6.82	0.47
natural resource modeling	397	C	7.27	0.53	<i>emerging markets finance and trade</i>	457	C	6.81	0.46
applied economics quarterly	398	C	7.25	0.53	independent review	458	C	6.81	0.46
<i>entrepreneurship and regional dev.</i>	399	C	7.24	0.52	<i>j. of consumer affairs</i>	459	C	6.8	0.46
review of law and economics	400	C	7.24	0.52	<i>environmental values*</i>	460	C	6.79	0.46
<i>population research and policy review</i>	401	C	7.24	0.52	transnational corporations	461	C	6.78	0.46
public finance and manag.	402	C	7.24	0.52	review of regional studies	462	C	6.77	0.46
<i>monthly labor review</i>	403	C	7.23	0.52	quarterly j. of inter. agriculture	463	C	6.77	0.46
seoul j. of economics	404	C	7.23	0.52	<i>enterprise and society</i>	464	C	6.75	0.46
business economics	405	C	7.23	0.52	forum for health eco. and policy	465	C	6.75	0.46
j. of forest economics	406	C	7.23	0.52	<i>urban affairs review</i>	466	C	6.74	0.45
eurochoices	407	C	7.23	0.52	envi.al eco. and policy studies	467	C	6.74	0.45
<i>canadian public policy</i>	408	C	7.21	0.52	<i>statistical papers</i>	468	C	6.73	0.45
j. of mental health policy and eco.	409	C	7.2	0.52	F.R.B. OF RICHMOND ECO. QUARTERLY	469	C	6.71	0.45
politicka ekonomie	410	C	7.2	0.52	swiss j. of eco. and statistics	470	C	6.7	0.45
j. of income distribution	411	C	7.19	0.52	MONETARY AND ECONOMIC STUDIES	471	C	6.69	0.45
competition and change	412	C	7.19	0.52	applied financial eco. letters	472	C	6.68	0.45
b.e. j. of theo. eco.: topics	413	C	7.18	0.52	public policy research	473	C	6.66	0.44
<i>public administration review</i>	414	C	7.17	0.51	NATIONAL INSTITUTE ECO. REVIEW	474	C	6.64	0.44
financial history review	415	C	7.15	0.51	keio economic studies	475	C	6.64	0.44
health eco., policy and law	416	C	7.13	0.51	<i>african development review</i>	476	C	6.63	0.44
oecd journal: economic studies	417	C	7.12	0.51	finnish economic papers	477	C	6.6	0.44
<i>transportation research: part d</i>	418	C	7.11	0.51	intereco./rev. of euro. eco. policy	478	C	6.6	0.44
economie internationale	419	C	7.11	0.51	australian j. of labour eco.	479	C	6.58	0.43
j. of multinational fin. manag.	420	C	7.11	0.51	revue d economie politique	480	C	6.58	0.43

Journals in **bold** are in the economics category of *JCR*. Survey journals are in SMALL CAPS. Other *JCR* journals are in *italic*. Journals marked with an * are no longer referenced in the *EconLit* database.

Table 19: Top 481-600 journals for the *CL-index*

Journal	Rk	Class	CLm	CLh	Journal	Rk	Class	CLm	CLh
r. of radical political eco.	481	C	6.58	0.43	BROOKINGS WHARTON P. ON URBAN AFFAIRS	541	C	6.16	0.38
decisions in eco. and finance	482	C	6.56	0.43	<i>science and society</i>	542	C	6.16	0.38
<i>international labour review</i>	483	C	6.56	0.43	<i>technology analysis and strategic manag.</i>	543	C	6.15	0.38
ECONOMIC NOTES	484	C	6.55	0.43	global environmental politics	544	C	6.15	0.38
eco. of peace and security journal	485	C	6.55	0.43	giornale degli economisti e annali di eco.	545	C	6.15	0.38
j. of inter. agri. trade and dev.	486	C	6.51	0.42	cityscape: a j. of policy dev. and research	546	C	6.15	0.38
<i>policy studies journal</i>	487	C	6.5	0.42	fin. markets and portfolio manag.	547	C	6.14	0.38
FOUND. AND TRENDS IN MICROECO.	488	C	6.48	0.42	j. of the korean economy	548	C	6.13	0.38
j. of real estate literature	489	C	6.48	0.42	f.r.b. of kansas city eco. review	549	C	6.13	0.38
<i>studies in family planning</i>	490	C	6.47	0.42	<i>j. of world business</i>	550	C	6.13	0.38
j. of housing research	491	C	6.46	0.42	asean economic bulletin	551	C	6.12	0.37
ECON JOURNAL WATCH	492	C	6.45	0.42	j. of environment and dev.	552	C	6.11	0.37
<i>or spectrum</i>	493	C	6.45	0.42	yale journal on regulation	553	C	6.11	0.37
judgment and decision making	494	C	6.45	0.42	contributions to political economy	554	C	6.1	0.37
<i>nonprofit and voluntary sector quarterly</i>	495	C	6.45	0.42	global business and eco. review	555	C	6.07	0.37
<i>environment and planning c</i>	496	C	6.44	0.42	j. of emerging market finance	556	C	6.07	0.37
j. of applied finance	497	C	6.43	0.41	faith and economics	557	C	6.06	0.37
<i>resources policy</i>	498	C	6.42	0.41	china and world economy	558	C	6.06	0.37
<i>michigan law review</i>	499	C	6.42	0.41	research in inter. business and finance	559	C	6.05	0.37
quarterly j. of finance and accounting	500	C	6.42	0.41	<i>european j. of industrial relations</i>	560	C	6.04	0.37
j. of envi.al planning and manag.	501	C	6.41	0.41	inter. j. of technology and globalisation	561	C	6.04	0.36
computational manag. science	502	C	6.41	0.41	f.r.b. of cleveland eco. review*	562	C	6.03	0.36
<i>social service review</i>	503	C	6.4	0.41	<i>social research*</i>	563	D	6.01	0.36
j. of developing areas	504	C	6.39	0.41	ekonomiska samfundets tidskrift	564	D	6.01	0.36
inter. j. of transport eco.	505	C	6.39	0.41	j. of world trade	565	D	6.01	0.36
annals of public and cooperative eco.	506	C	6.37	0.41	peace eco., peace science and public policy	566	D	5.99	0.36
f.r.b. of philadelphia business review	507	C	6.36	0.4	papeles de economia espanola	567	D	5.99	0.36
<i>housing studies</i>	508	C	6.36	0.4	indian growth and dev. review	568	D	5.98	0.36
rivista di politica economica	509	C	6.36	0.4	j. of real estate portfolio manag.	569	D	5.97	0.36
CHALLENGE	510	C	6.35	0.4	f.r.b. of san francisco eco. review	570	D	5.97	0.36
federal reserve bulletin	511	C	6.35	0.4	public budgeting and finance	571	D	5.96	0.36
r. of black political economy	512	C	6.34	0.4	<i>middle east journal*</i>	572	D	5.94	0.35
global finance journal	513	C	6.34	0.4	<i>inter. social science journal*</i>	573	D	5.92	0.35
annals of eco. and social measurement*	514	C	6.34	0.4	division of labour and transaction costs	574	D	5.91	0.35
<i>critical review</i>	515	C	6.33	0.4	inter. j. of dev. issues	575	D	5.9	0.35
review of marketing science	516	C	6.33	0.4	european j. of comparative eco.	576	D	5.9	0.35
<i>metrika</i>	517	C	6.33	0.4	j. of regional analysis and policy	577	D	5.9	0.35
inter. r. of eco. education	518	C	6.33	0.4	academia economic papers	578	D	5.89	0.35
revue d etudes comparatives est ouest*	519	C	6.32	0.4	investigaciones economicas	579	D	5.89	0.35
post communist economies	520	C	6.31	0.4	j. for labour market research (zeitschrift...)	580	D	5.88	0.35
j. of manag. and governance	521	C	6.31	0.4	j. of family and eco. issues	581	D	5.88	0.35
j. of business cycle measurement and analysis	522	C	6.31	0.4	j. of consumer policy	582	D	5.88	0.35
international trade journal	523	C	6.3	0.4	revue de l ofce	583	D	5.88	0.35
j. of economic development	524	C	6.29	0.4	hitotsubashi j. of economics	584	D	5.88	0.35
<i>j. of inter. economic law</i>	525	C	6.29	0.4	housing finance review*	585	D	5.86	0.34
ekonomia	526	C	6.28	0.39	<i>natural resources journal</i>	586	D	5.85	0.34
COMPETITION POLICY INTER.	527	C	6.28	0.39	banca nazionale del lavoro quarterly review*	587	D	5.85	0.34
DEVELOPMENT	528	C	6.27	0.39	revista brasileira de economia	588	D	5.83	0.34
j. of geographical systems	529	C	6.27	0.39	<i>eco. and industrial democracy</i>	589	D	5.82	0.34
economic issues	530	C	6.27	0.39	energy studies review	590	D	5.81	0.34
economia politica	531	C	6.26	0.39	policy studies	591	D	5.81	0.34
global economy journal	532	C	6.26	0.39	netnomics	592	D	5.81	0.34
inter. j. of social economics	533	C	6.26	0.39	inter. j. of applied economics	593	D	5.8	0.34
indian economic review	534	C	6.26	0.39	economic et prevision	594	D	5.8	0.34
kredit und kapital	535	C	6.24	0.39	brazilian j. of political economy	595	D	5.79	0.34
economic outlook	536	C	6.23	0.39	zeitschrift fur betriebswirtschaft	596	D	5.79	0.34
j. of quanti. eco., new series	537	C	6.23	0.39	j. of credit risk	597	D	5.78	0.33
revue francaise d economie	538	C	6.17	0.38	bis quarterly review	598	D	5.77	0.33
tourism economics	539	C	6.17	0.38	development southern africa	599	D	5.77	0.33
law and contemporary problems	540	C	6.17	0.38	<i>population</i>	600	D	5.76	0.33

Journals in **bold** are in the economics category of *JCR*. Survey journals are in SMALL CAPS. Other *JCR* journals are in *italic*. Journals marked with an * are no longer referenced in the *EconLit* database.

10 Robustness of the ranking

10.1 Correlation with other rankings

In this section we study the correlation of our ranking with several other journal rankings. It appears to be fairly high in any case. By comparison with Tables 2 and 7, our ranking is less correlated with *JCR* ones than these rankings are between them (and similarly for the *Google Scholar* ones). CLm is, however, more correlated with *JCR* rankings and with *Google Scholar* ones than the *JCR* rankings are with *Google Scholar* ones. It is a further indication that our strategy balances the two approaches.

Table 20: Correlations Between CL Citation indexes and others

	CLh	JII	PII	EF	AI	RZ	PHV	KY	RE	SC	CN	GS5t	GS5p	HGS5	GS10t	GS10p	HGS10
CLm	1	0.64	0.64	0.64	0.64	0.56	0.29	0.56	0.66	0.72	0.67	0.85	0.82	0.65	0.84	0.80	0.59
CLh	1	0.64	0.64	0.64	0.64	0.56	0.29	0.56	0.66	0.72	0.67	0.85	0.82	0.65	0.84	0.80	0.59

10.2 Biases in the *JCR* database

The *EconLit* database has been able to include recently more journals than the *JCR* had, to which must be added the fact that five years are needed to have *JCR* citation indexes. Consequently, the citation information provided by the *JCR* source regards relatively old (in terms of being in *EconLit*) journals. *EconLit-JCR* journals are on average in the *EconLit* database since 23.5 years while *EconLit-non JCR* journals are on average in the *EconLit* database since 11.4 years. More generallyn Figure 3 shows that the whole age distribution is shifted to the right in the *EconLit-JCR* database (right panel).

One might fear that this selection problem affects our prediction. However, when we had age as an explanatory variable in regression (2) it is not significant at the 5% level (though it is at the 10% level). As expected the sign is negative (older journals have a lower (that is better) rank). The R^2 is almost unchanged.

The non inclusion of age in our prediction could have (slightly) biased the results in favor of young journals. For example, young journals could benefit from a launching strategy: a renowned editor could attract articles form other top publishers and the journal could have very good authors' index during the first year or two. If, however, these top economists only sent their medium quality articles to this journal, the launching effect fades away and the perceived quality diminishes. Tables 15 to 19 do not seem to show such a trend. On the contrary, the average journal age is 40 years for the AAA class, 32.4 for the AA, 27.8 among the A journals, 18.7 for the B group, 14.9 for the C journals, and 10.3 in the D class. Therefore, we do not think that omitting age (which could not be recovered for non *JCR* journals) from the regression is an issue.

10.3 Using scores instead of ranks

To construct our index, we average the ranks of journals according to various citation criteria. We could have instead taken the mean of the citation scores. To be added scores should be normalized, however, because they do not share the same range. For instance, we simply divided each score by its maximal value (and multiplied it by 100), but we could have also normalized their mean or their variance, the problem being that not all normalizations can be done simultaneously, which prevent from fully addressing this issue.

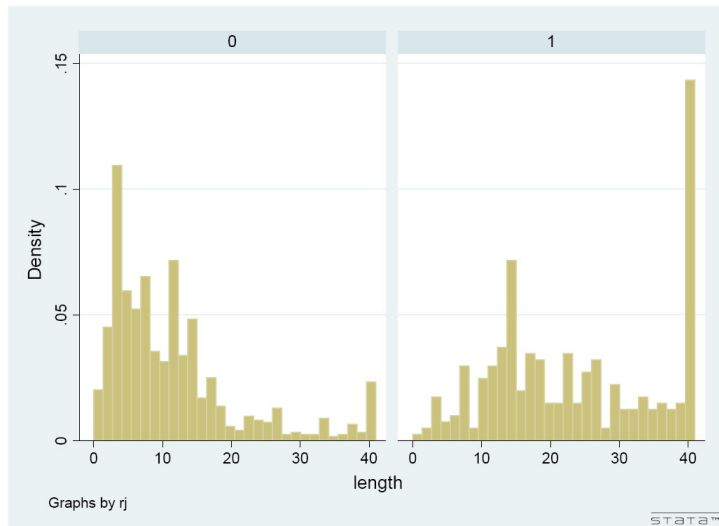


Figure 3: *EconLit* age of journals included or not in SCI

Using the normalization with respect to the max, the results obtained are very similar. Overall, the Spearman correlation, for either *CLm* or *CLh*, is 0.93. At the top, AAA and AA journals are all the same (though they do not all have exactly the same rank). Only seven B (resp. A) journals would move up (resp. down) to the A (resp. B) class. Upwards moves are *J. of Human Capital*, *Theoretical Economics*, *B.e. J. of Macroeconomics: frontiers/advances*, *B.e. J. of Theoretical Economics: frontiers/advances*, *Small Business Economics*, *Energy Economics*, *Econometrics Journal*, and *Food Policy*. Downwards moves regard *J. of Productivity Analysis*, *National Tax Journal*, *Review of Income and Wealth*, *Economic History Review*, *J. of Real Estate Finance and Economics*, *Southern Economic Journal*, and *Industrial and Labor Relations Review*.

The score based index accentuates differences at the top. Indeed, citations scores are decreasing and quite convex so a small rank difference at the top can imply a large difference in terms of score. It is therefore reassuring that both rankings are very similar at the top. On the contrary, scores typically have a long tail at the bottom: bottom journals have small score differences but they can still have large rank differences. The rank based index is therefore more useful to discriminate among middle and low ranked journals.

10.4 Using the median instead of the mean

Another way to aggregate individual rankings is to use the median instead of the mean of the ranks. We redid our analysis using the median.²¹ Results are almost identical. Overall, the Spearman correlation, for either *CLm* or *CLh*, is 0.99. There is no change at all at the top, all AAA and AA journals are the same in both rankings. Among A journals, only one difference appears: The last A journal swap its place with the first B journal.

²¹Instead of defining JCR_{econ} (similarly for $JCR_{Norm_{econ}}$) as $\text{mean}(PII, AI, JII, EF)$ it is defined as $\text{median}(PII, AI, JII, EF)$. The final index is still defined as $CL\text{-index} = 0.5JCR_{econ} + 0.25H5_{econ} + 0.25JCR_{Norm_{econ}}$.

10.5 Varying the index

Our final ranking is based on *CL-index* which is (for the *JCR* journals) a weighted average of 9 individual ranks. The weights we give to each one might be perceived as subjective. We simply put more weight to the *JCR* average ranking and otherwise used symmetry but nevertheless different choices would have resulted in a different final ranking. The question is to what extent.

To answer this question, we compare in Table 22 (Appendix B), for each journal, its class in our final ranking with the class of the journal for many individual rankings. More precisely we indicate how many times a journal is in the AAA, AA, A, B, C or D class. For *JCR* journals, we use 17 individual rankings (8 *econ JCR* rankings, 8 *econ* authors rankings, and H5_ *econ*). For non-*JCR* journals, we use 9 individual rankings (8 *econ* authors rankings, and H5_ *econ*).

The results presented in Table 22 (Appendix B) show the robustness of our final classes. For example, among the 17 available rankings *Quarterly J. of Economics* is 13 times in the AAA class and 4 times in the AA class. This approach reinforces our choice to limit the AAA class to five journals: indeed in Table 15 and for CLm (the same applies to CLh) the score of *Review of Economic Studies* is 81 while the score of *J. of Financial Economics* is 80.6. That is, they are very close and one could argue in favor of including *J. of Financial Economics* in the AAA class. Table 22 (Appendix B) points, however, in the other direction: *Review of Economic Studies* is 9 times AAA, 6 times AA, and 2 times A but *J. of Financial Economics* is “only” 4 times AAA and 13 times AA. Therefore it is easier to argue in favor of *Review of Economic Studies* to be included in the AAA class rather than the *J. of Financial Economics*.

Several journals are remarkably stable across rankings. *J. of Monetary Economics* is 17 times in the AA class. *J. of Health Economics*, *J. of Money, Credit, and Banking*, *J. of Urban Economics*, *J. of Applied Econometrics*, among others, are 17 times in the A class. Overall, 70% of journals are more than 60% of time in the same class as their *CL-index* class. Only 9% of the journals are misallocated: they are in the same class as they *CL-index* one time out of three or less (for a *JCR* journal it means 5 times or less and 3 times or less for a non *JCR* journal). When a journal is misallocated it means it could either have been ranked higher or lower. The remaining 21% of journals have typically a larger variance in terms of rank/classes and their final ranks/classes are more disputable. Among the AAA and AA no journal is misallocated in that sense. Among the A journals, three of them are: *International Tax and Public Finance*, *J. of Economic Psychology*, and *J. of Risk and Insurance*. They are more often (more than 65% of the times) in B than in A.

The general impression is that even if our weights in formula (1) are subjective they do not affect dramatically the final ranking. In particular, small changes in these weights would not perturb our ranking by much.

References

- Carl T. BERGSTROM, Jevin D. WEST et Marc A. WISEMAN : The Eigenfactor™ metrics. *Journal of Neuroscience*, 28(45):11433–11434, October 2008.
- Pierre-Philippe COMBES et Laurent LINNEMER : La publication d’articles de recherche en économie en France. *Annales d’Économie et de Statistiques*, 62:5–47, Avril/Juin 2001.
- Pierre-Philippe COMBES et Laurent LINNEMER : Where are the economists who publish? Publication concentration and rankings in Europe based on cumulative publications. *Journal of the European Economic Association*, 1(6):1250–1308, December 2003.

- Jorge E. HIRSCH : An index to quantify an individual's scientific research output. *Proceedings of the National Academy of Sciences*, pages 16569–16572, November 15 2005.
- Pantelis KALAITZIDAKIS, Theofanis P. MAMUNEAS et Thanasis STENGOS : Ranking of academic journals and institutions in economics. *Journal of the European Economic Association*, 1(6):1346–1366, December 2003.
- Yolanda K. KODRZYCKI et Pingkang YU : New approaches to ranking economics journals. *B.E. Journals in Economic Analysis and Policy: Contributions to Economic Analysis and Policy*, 5(1):1–42, 2006.
- David N. LABAND et Michael J. PIETTE : The relative impacts of economics journals: 1970-1990. *Journal of Economic Literature*, 32(2):640–666, June 1994.
- Andrew LIM, Hong MA, Qi WEN, Zhou XU, Brenda CHEANG, Bernard TAN et Wenbin ZHU : Journal-Ranking.com: An online interactive journal ranking system. *working paper, Association for the Advancement of Artificial Intelligence (www.aaai.org)*, April 2007.
- A.J. LOTKA : The frequency distribution of scientific productivity. *Journal of the Whashington Academy of Sciences*, 16(12):317–23, 1926.
- Ignacio PALACIO-HUERTA et Oscar VOLIJ : The measurement of intellectual influence. *Econometrica*, 72(3):963–977, May 2004.
- Klaus RITZBERGER : A ranking of journals in economics and related fields. *German Economic Review*, 9(4):402–430, November 2008.

Appendix

A List of survey/commissioning Journals

Table 10 shows the survey/commissioning journals.

B Comparing various indexes

Table 21: Survey journals and their CL class

Journal	Rank	Score	<i>econ</i>
BROOKINGS P. ON ECO. ACTIVITY	1	A	0.25
J. OF ECONOMIC LITERATURE	2	A	0.23
J. OF ECONOMIC PERSPECTIVES	3	A	0.24
ECONOMIC POLICY	4	B	0.23
IMF STAFF PAPERS	5	B	0.22
J. OF ECONOMIC SURVEYS	6	B	0.21
OXFORD R. OF ECONOMIC POLICY	7	B	0.22
WORLD BANK ECONOMIC REVIEW	8	B	0.23
WORLD BANK RESEARCH OBSERVER	9	B	0.23
BROOKINGS WHARTON P. ON URBAN AFFAIRS	10	C	0.19
CAPITALISM AND SOCIETY	11	C	0.18
CATO JOURNAL	12	C	0.11
CHALLENGE	13	C	0.1
COMPETITION POLICY INTER.	14	C	0.11
DEVELOPMENT	15	C	0.02
ECON JOURNAL WATCH	16	C	0.11
ECONOMIC NOTES	17	C	0.09
ECONOMISTS VOICE	18	C	0.16
F.R.B. OF CHICAGO ECO. PERSPECTIVES	19	C	0.12
F.R.B. OF MINNEAPOLIS QUARTERLY REVIEW	20	C	0.2
F.R.B. OF RICHMOND ECO. QUARTERLY	21	C	0.09

Journal	Rank	Score	<i>econ</i>
F.R.B. OF ST. LOUIS REVIEW	22	C	0.1
FINANCE AND DEVELOPMENT	23	C	0.1
FOREIGN AFFAIRS	24	C	0.04
FOUND. AND TRENDS IN MICROECO.	25	C	0.22
INTER. J. OF CENTRAL BANKING	26	C	0.14
MONETARY AND ECONOMIC STUDIES	27	C	0.11
NATIONAL INSTITUTE ECO. REVIEW	28	C	0.09
PERSPEKTIVEN DER WIRTSCHAFTSPOLITIK	29	C	0.12
RESEARCH REVIEW	30	C	0.29
R. OF ENV. ECO. AND POLICY	31	C	0.2
WORLD TRADE REVIEW	32	C	0.09
AMERICAN ECONOMIST	33	D	0.1
BROOK. WHARTON P. ON FIN. SERVICES	34	D	0.1
F.R.B. OF ATLANTA ECO. REVIEW	35	D	0.09
F.R.B. OF NEW YORK ECO. POLICY REVIEW	36	D	0.08
FOUND. AND TRENDS IN ACCOUNTING	37	D	0.06
FOUND. AND TRENDS IN EC. TRICS	38	D	0.23
FOUND. AND TRENDS IN ENTREPRENEURSHIP	39	D	0.12
FOUND. AND TRENDS IN FINANCE	40	D	0.15
SURVEY OF CURRENT BUSINESS	41	D	.

Table 22: Comparison between *CL-index* and the individual rankings

rev	obs	CL	AAA	AA	A	B	C	D
quarterly j. of economics	1	AAA	13	4	0	0	0	0
american economic review	2	AAA	13	4	0	0	0	0
j. of political economy	3	AAA	12	4	1	0	0	0
econometrica	4	AAA	10	6	1	0	0	0
review of economic studies	5	AAA	9	6	2	0	0	0
j. of financial economics	6	AA	4	13	0	0	0	0
j. of monetary economics	7	AA	0	17	0	0	0	0
r. of economics and statistics	8	AA	1	15	1	0	0	0
j. of economic theory	9	AA	4	12	1	0	0	0
<i>j. of finance</i>	10	AA	0	14	3	0	0	0
j. of econometrics	11	AA	3	11	3	0	0	0
economic journal	12	AA	0	13	4	0	0	0
rand j. of economics	13	AA	1	11	5	0	0	0
j. of public economics	14	AA	2	9	6	0	0	0
j. of inter. economics	15	AA	1	7	9	0	0	0
j. of the european eco. association	16	AA	0	5	4	0	0	0
european economic review	17	AA	0	7	10	0	0	0
j. of labor economics	18	AA	0	9	8	0	0	0
international economic review	19	AA	0	12	5	0	0	0
games and economic behavior	20	AA	0	7	10	0	0	0
<i>review of financial studies</i>	21	A	0	1	16	0	0	0
j. of business and eco. statistics	22	A	0	6	11	0	0	0
j. of health economics	23	A	0	0	17	0	0	0
j. of development economics	24	A	0	1	16	0	0	0
j. of human resources	25	A	0	1	16	0	0	0
j. of money, credit, and banking	26	A	0	0	17	0	0	0
j. of law and economics	27	A	0	4	13	0	0	0
j. of accounting and economics	28	A	0	2	15	0	0	0
j. of urban economics	29	A	0	0	17	0	0	0
j. of env. eco. and manag.	30	A	0	0	17	0	0	0
j. of economic growth	31	A	1	6	8	2	0	0
j. of eco. dyna. and control	32	A	0	2	15	0	0	0
j. of eco. behavior and orga.	33	A	0	1	16	0	0	0
world development	34	A	0	5	9	3	0	0
review of economic dynamics	35	A	0	2	15	0	0	0
j. of applied econometrics	36	A	0	0	17	0	0	0
economic theory	37	A	0	4	13	0	0	0
econometric theory	38	A	0	2	15	0	0	0
j. of law, eco., and orga.	39	A	0	0	16	1	0	0
health economics	40	A	0	0	15	2	0	0
american j. of agri. eco.	41	A	0	4	11	2	0	0
j. of industrial economics	42	A	0	1	15	1	0	0
inter. j. of industrial orga.	43	A	0	0	17	0	0	0
j. of economic history	44	A	0	0	17	0	0	0
J. OF ECONOMIC PERSPECTIVES	45	A	0	0	17	0	0	0
economics letters	46	A	4	3	6	4	0	0
j. of risk and uncertainty	47	A	0	0	17	0	0	0
scandinavian j. of economics	48	A	0	0	17	0	0	0
j. of fin. and quanti. analysis	49	A	0	0	17	0	0	0
ecological economics	50	A	3	2	8	3	1	0
j. of mathematical economics	51	A	0	0	17	0	0	0
<i>j. of business*</i>	52	A	0	0	17	0	0	0
j. of eco. and manag. strategy	53	A	0	0	17	0	0	0
J. OF ECONOMIC LITERATURE	54	A	0	4	8	5	0	0
oxford economic papers	55	A	0	0	14	3	0	0
<i>j. of the american statistical asso.</i>	56	A	1	3	11	2	0	0
mathematical finance	57	A	0	0	12	5	0	0
economica	58	A	0	0	17	0	0	0
public choice	59	A	0	0	11	6	0	0
<i>american political science review</i>	60	A	0	0	14	3	0	0

rev	obs	CL	AAA	AA	A	B	C	D
j. of banking and finance	61	A	0	2	8	7	0	0
canadian j. of economics	62	A	0	0	17	0	0	0
j. of common market studies	63	A	0	0	12	5	0	0
macroeconomic dynamics	64	A	0	0	16	1	0	0
land economics	65	A	0	0	15	2	0	0
industrial and corporate change	66	A	0	0	14	3	0	0
economic inquiry	67	A	0	0	17	0	0	0
economy and society	68	A	0	0	10	5	2	0
regional science and urban eco.	69	A	0	0	15	2	0	0
labour economics	70	A	0	0	16	1	0	0
j. of comparative economics	71	A	0	0	14	3	0	0
insurance: math. and economics	72	A	0	0	13	4	0	0
j. of inter. money and finance	73	A	0	0	12	5	0	0
inter. j. of game theory	74	A	0	0	12	5	0	0
eco. dev. and cultural change	75	A	0	0	17	0	0	0
oxford bull. of eco. and statistics	76	A	0	0	15	2	0	0
national tax journal	77	A	0	0	16	1	0	0
explorations in eco. history	78	A	0	0	11	6	0	0
env. and resource economics	79	A	0	0	11	6	0	0
social choice and welfare	80	A	0	0	12	5	0	0
j. of population economics	81	A	0	0	17	0	0	0
economics of education review	82	A	0	0	13	4	0	0
water resources research*	83	A	0	1	7	9	0	0
energy journal	84	A	0	0	10	7	0	0
experimental economics	85	A	0	0	7	6	0	0
j. of productivity analysis	86	A	0	0	14	3	0	0
review of income and wealth	87	A	0	0	8	9	0	0
j. of regulatory economics	88	A	0	0	14	3	0	0
j. of financial intermediation	89	A	0	0	10	7	0	0
econometric reviews	90	A	0	0	6	3	0	0
j. of real estate fin. and eco.	91	A	0	0	12	5	0	0
j. of economic geography	92	A	0	0	6	11	0	0
inter. tax and public finance	93	A	0	0	5	12	0	0
southern economic journal	94	A	0	0	12	5	0	0
world economy	95	A	0	0	8	9	0	0
industrial and labor relations review	96	A	0	0	9	8	0	0
BROOKINGS P. ON ECO. ACTIVITY	97	A	0	2	9	6	0	0
j. of economic psychology	98	A	0	0	4	13	0	0
economic history review	99	A	0	0	6	11	0	0
resource and energy economics	100	A	0	0	7	10	0	0
j. of risk and insurance	101	A	0	0	2	15	0	0
applied economics	102	A	1	1	7	5	3	0
agricultural economics	103	B	0	0	8	8	1	0
review of finance	104	B	0	0	2	7	0	0
china economic review	105	B	0	0	3	14	0	0
international orga.	106	B	0	0	7	8	2	0
energy economics	107	B	0	0	7	10	0	0
r. of international economics	108	B	0	0	4	5	0	0
food policy	109	B	0	0	4	12	1	0
j. of public economic theory	110	B	0	0	6	3	0	0
economic geography	111	B	0	0	4	8	5	0
econometrics journal	112	B	0	0	3	6	0	0
economics of transition	113	B	0	0	6	11	0	0
european j. of political economy	114	B	0	0	3	6	0	0
WORLD BANK ECONOMIC REVIEW	115	B	0	0	4	13	0	0
j. of legal studies	116	B	0	0	5	12	0	0
american law and eco. review	117	B	0	0	4	5	0	0
j. of empirical finance	118	B	0	0	1	8	0	0
j. of transport eco. and policy	119	B	0	0	3	14	0	0
real estate economics	120	B	0	0	7	10	0	0

	rev	obs	CL	AAA	AA	A	B	C	D
<i>research policy</i>		121	B	0	0	6	7	4	0
review of industrial orga.		122	B	0	0	4	13	0	0
<i>j. of accounting research</i>		123	B	0	0	7	10	0	0
<i>finance and stochastics</i>		124	B	0	0	3	11	3	0
r. of inter. political economy		125	B	0	0	4	9	4	0
ECONOMIC POLICY		126	B	0	0	4	13	0	0
<i>mathematical social sciences</i>		127	B	0	0	6	11	0	0
kyklos		128	B	0	0	2	15	0	0
j. of housing economics		129	B	0	0	4	13	0	0
small business economics		130	B	0	0	3	12	2	0
<i>j. of financial econometrics</i>		131	B	0	0	1	6	2	0
j. of evolutionary economics		132	B	0	0	1	16	0	0
inter. r. of law and economics		133	B	0	0	3	14	0	0
j. of the jap. and inter. economies		134	B	0	0	4	13	0	0
<i>j. of development studies</i>		135	B	0	0	1	13	3	0
europaean r. of agri. eco.		136	B	0	0	1	14	2	0
<i>j. of financial markets</i>		137	B	0	0	4	13	0	0
<i>theoretical economics</i>		138	B	1	1	3	2	2	0
j. of eco. (zeitschrift...)		139	B	0	0	0	17	0	0
<i>demography</i>		140	B	0	0	4	12	1	0
<i>j. of policy analysis and manag.</i>		141	B	0	0	0	17	0	0
j. of institutional and theo. eco.		142	B	0	0	5	12	0	0
j. of macroeconomics		143	B	0	0	3	14	0	0
j. of agricultural economics		144	B	0	0	0	16	1	0
<i>j. of conflict resolution*</i>		145	B	0	0	4	11	2	0
bulletin of indonesian eco. studies		146	B	0	0	2	11	4	0
theory and decision		147	B	0	0	4	13	0	0
scottish j. of political economy		148	B	0	0	0	17	0	0
cambridge j. of economics		149	B	0	0	1	13	3	0
<i>marketing science</i>		150	B	0	0	0	17	0	0
<i>empirical economics</i>		151	B	0	0	0	9	0	0
<i>economics and politics</i>		152	B	0	0	0	8	1	0
economic record		153	B	0	0	0	17	0	0
information eco. and policy		154	B	0	0	0	17	0	0
<i>j. of regional science</i>		155	B	0	0	0	16	1	0
fiscal studies		156	B	0	0	3	14	0	0
<i>j. of corporate finance</i>		157	B	0	0	0	17	0	0
<i>review of accounting studies</i>		158	B	0	0	3	14	0	0
r. of development economics		159	B	0	0	0	9	0	0
eurasian geography and eco.		160	B	0	0	0	15	2	0
<i>financial manag.</i>		161	B	0	0	0	17	0	0
<i>review of economic design</i>		162	B	0	0	4	5	0	0
j. of agri. and resource eco.		163	B	0	0	2	14	1	0
<i>accounting review</i>		164	B	0	0	0	15	2	0
contemporary economic policy		165	B	0	0	2	15	0	0
<i>environment and dev. economics</i>		166	B	0	0	0	16	1	0
japanese economic review		167	B	0	0	3	14	0	0
IMF STAFF PAPERS		168	B	0	0	0	17	0	0
<i>population and dev. review</i>		169	B	0	0	3	10	4	0
<i>cesifo economic studies</i>		170	B	0	0	0	6	3	0
manchester school		171	B	0	0	1	16	0	0
feminist economics		172	B	0	0	0	15	2	0
j. of african economies		173	B	0	0	3	14	0	0
<i>j. of economic inequality</i>		174	B	0	0	0	7	2	0
<i>j. of fin. services research</i>		175	B	0	0	0	9	0	0
stud. in nonlin. dyn. and ec.trics		176	B	0	0	0	17	0	0
<i>urban studies</i>		177	B	0	0	5	8	3	1
new political economy		178	B	0	0	0	11	6	0
eco. (latin amer. and carib. eco. asso.)		179	B	0	0	1	8	0	0
j. of economic education		180	B	0	0	2	15	0	0

C Journals by subfields

Each one of the 1048 currently referenced journals can be characterized by the distribution of the JEL codes of the articles it publishes.

To classify journals according to these JEL codes one cannot simply put a journal in the class corresponding to its largest code share. Yet, when performing a classification procedure (with SAS) using the 130 2-digit JEL codes categories, it is almost what happens. Most journals are gathered into classes according to their top level 2 (or level 1) JEL code. Except a class that contains generalist journals, not in the sense of the JEL code "A1-General Economics", but publishing articles in various JEL codes, which can see as a good property. That is, *EconLit* journals can be usefully described as either specialist or generalist. To have a better grasp of this concept, we constructed for each journal j the following diversity index (the inverse of a Hirschman-Herfindahl-Index):

$$\delta_j = \left(\sum_{k=1}^{k=130} \left(\frac{c_{jk}}{c_{.k}} \right)^2 \right)^{-1},$$

where c_{jk} is the share of code k in journal j and $c_{.k}$ the average share of code k over all journals.

With the help of the procedure classification proposed by SAS, we cluster *EconLit* journals in the following 10 wide fields, divided in sub-fields. Importantly, this is only a matter of presentation (and not a new analysis), which, allows, still, to identify the best journals in each field in a common approach and may be therefore very useful for some evaluations.

C.1 General: 204 journals (19.71%)

This class regroups journals with a large diversity index, the median of the diversity index being 19. Among generalist journals, 90% of them have an index above 21. The third quartile is at 58.7 while in the total population only 5% of the journals have an index above 59.6. A general journal has, on average, a diversity index of 43.8 more than twice 19.4 the average for a journal outside the general class. Among the most diverse journals one can find the *Quarterly J. of Economics* (75.18), the *J. of Political Economy* (71.77), the *American Economic Review* (70.02), the *Review of Economics and Statistics* (71.10), and the *J. of the European Economic Association* (69.88) as well as less famous journals as the *Atlantic Economic Journal* (77.54). The *Review of Economic Studies* is also in this class with a diversity index of 44.46 (about the average value for this group of journals). We decided to put *Econometrica* in this class even if its diversity index is lower than the average, at 14.74, which would reflect the profession opinion. In terms of age, these generalist journals are slightly older (two years) than the average *EconLit* journal. Finally, they are also more patronized by the CL-2002 economists. During the 1999-2008 period, 15.6% of the average *EconLit* journal's articles are published by the CL-2002 economists. Among generalist journals, this percentage rises to 22.1%.

Table 23: Journal of the General subfield (top 120)

Journal	Rk	Age	Class	Div.	<i>econ</i>	Journal	Rk	Age	Class	Div.	<i>econ</i>
quarterly j. of economics	1	40	AAA	75.2	0.76	portuguese economic journal	61	5	C	41.9	0.35
american economic review	2	40	AAA	70	0.73	atlantic economic journal	62	31	C	77.5	0.3
j. of political economy	3	40	AAA	71.8	0.75	<i>de economist</i>	63	40	C	49.5	0.31
econometrica	4	40	AAA	14.7	0.8	j. of bioeconomics	64	10	C	18	0.32
review of economic studies	5	40	AAA	44.5	0.8	business and politics	65	9	C	35.5	0.21
r. of economics and statistics	6	40	AA	71.1	0.69	economic and social review	66	38	C	66.9	0.25
economic journal	7	40	AA	68.5	0.7	RESEARCH REVIEW	67	11	C	.	0.29
j. of the european eco. association	8	6	AA	69.9	0.65	revue economique	68	40	C	82	0.17
european economic review	9	36	AA	72.2	0.68	F.R.B. OF CHICAGO ECO. PERSPECTIVES	69	17	C	44.9	0.12
international economic review	10	40	AA	53.3	0.77	eib papers	70	13	C	34	0.28
J. OF ECONOMIC PERSPECTIVES	11	22	A	11.8	0.24	moneda y credito	71	17	C	46.1	0.27
economics letters	12	21	A	44.1	0.67	applied economics quarterly	72	5	C	51.4	0.25
scandinavian j. of economics	13	33	A	59.9	0.72	business economics	73	33	C	36	0.16
J. OF ECONOMIC LITERATURE	14	40	A	52.3	0.23	competition and change	74	6	C	36.8	0.21
oxford economic papers	15	40	A	58.8	0.67	oecd journal: economic studies	75	25	C	31.8	0.26
economica	16	35	A	59.2	0.7	louvain economic review	76	8	C	58.7	0.29
canadian j. of economics	17	39	A	58.9	0.69	j. of eco. interaction and coordination	77	3	C	24.2	0.32
economic inquiry	18	35	A	68.5	0.69	CAPITALISM AND SOCIETY	78	3	C	11.4	0.18
economy and society	19	15	A	27.2	0.78	<i>policy sciences</i>	79	25	C	28.4	0.12
oxford bull. of eco. and statistics	20	36	A	23.9	0.65	new zealand economic papers	80	23	C	38	0.33
southern economic journal	21	40	A	64.6	0.65	PERSPEKTIVEN DER WIRTSCHAFTSPOLITIK	81	9	C	30.3	0.12
applied economics	22	40	A	85.5	0.59	singapore economic review	82	26	C	59.4	0.25
european j. of political economy	23	16	B	41	0.48	agenda	83	13	C	61.8	0.2
kyklos	24	40	B	49.7	0.59	independent review	84	13	C	26.6	0.23
j. of the jap. and inter. economics	25	22	B	60.2	0.67	swiss j. of eco. and statistics	85	40	C	60.6	0.23
j. of eco. (zeitschrift. . .)	26	23	B	37	0.65	public policy research	86	4	C	47.3	0.19
<i>j. of policy analysis and manag.</i>	27	28	B	27.3	0.29	finnish economic papers	87	20	C	48	0.38
j. of institutional and theo. eco.	28	23	B	33.5	0.69	revue d economie politique	88	35	C	73.9	0.14
scottish j. of political economy	29	40	B	60.6	0.6	<i>policy studies journal</i>	89	3	C	22.8	0.06
empirical economics	30	33	B	41	0.43	FOUND. AND TRENDS IN MICROECO.	90	4	C	25.2	0.22
economic record	31	40	B	55.1	0.59	ECON JOURNAL WATCH	91	5	C	14.7	0.11
contemporary economic policy	32	15	B	81.6	0.63	<i>environment and planning c</i>	92	14	C	28	0.12
japanese economic review	33	14	B	57.6	0.72	rivista di politica economica	93	21	C	71.2	0.13
cesifo economic studies	34	6	B	53.7	0.34	CHALLENGE	94	28	C	53.4	0.1
manchester school	35	11	B	57.9	0.61	inter. r. of eco. education	95	6	C	2.1	0.37
j. of economic education	36	40	B	1.2	0.7	ekonomia	96	12	C	37.1	0.35
<i>j. of the royal statistical society: series a</i>	37	21	B	21.1	0.13	economic issues	97	13	C	52.4	0.32
OXFORD R. OF ECONOMIC POLICY	38	24	B	65.3	0.22	inter. j. of social economics	98	26	C	51.2	0.15
Annales d economie et de statistique	39	23	B	59	0.4	economic outlook	99	4	C	21.5	0.25
applied economics letters	40	15	B	82	0.56	j. of quanti. eco., new series	100	6	C	44.4	0.34
b.e. j. of eco. ana. and policy: front./adv.	41	4	B	41.1	0.59	revue francaise d economie	101	11	C	62.6	0.18
german economic review	42	17	B	57.4	0.38	giornale degli economisti e annali di eco.	102	33	C	47.2	0.16
japan and the world economy	43	16	B	63.5	0.66	global business and eco. review	103	10	C	70.3	0.18
b.e. j. of eco. ana. and policy: contributions	44	4	B	53.8	0.54	faith and economics	104	4	C	5.9	0.32
eastern economic journal	45	25	B	50.2	0.4	ekonomiska samfundets tidsskrift	105	40	D	42.3	0.79
annals of eco. and finance	46	9	B	48.7	0.44	papeles de economia espanola	106	11	D	45.3	0.11
J. OF ECONOMIC SURVEYS	47	22	B	54.8	0.21	f.r.b. of san francisco eco. review	107	33	D	33.7	0.21
research in economics	48	12	B	36.4	0.39	academia economic papers	108	17	D	74.7	0.25
bulletin of economic research	49	39	B	50.2	0.47	investigaciones economicas	109	23	D	67.2	0.23
<i>social science quarterly</i>	50	40	B	28.6	0.13	revue de l ofce	110	12	D	50.1	0.09
economics bulletin	51	8	B	58.2	0.3	hitotsubashi j. of economics	111	40	D	68.8	0.7
metroeconomica	52	25	C	27.9	0.36	policy studies	112	13	D	43.9	0.09
spanish economic review	53	10	C	50.8	0.34	economie et prevision	113	13	D	72	0.18
australian economic papers	54	40	C	60.7	0.39	zeitschrift fur wirtschaftspolitk	114	13	D	42.2	0.21
b.e. j. of eco. ana. and policy: topics	55	4	C	60.4	0.42	inter. r. of economics	115	2	D	73.2	0.18
empirica	56	33	C	39.4	0.32	j. of private enterprise	116	15	D	10.8	0.17
ECONOMISTS VOICE	57	5	C	28.1	0.16	r. of business and economics	117	1	D	51.7	0.15
jahrbucher fur nationaloko. und stat.	58	40	C	59.3	0.65	politica economica	118	24	D	34.5	0.16
australian economic review	59	39	C	55.9	0.27	nationalokonomisk tidsskrift	119	40	D	52.8	0.18
schmollers jahrbuch	60	9	C	21.7	0.31	j. of socio economics	120	18	D	34.8	0.27

Journals in **bold** are in the economics category of *JCR*. Survey journals are in SMALL CAPS. Other *JCR* journals are in *italic*. Journals marked with an * are no longer referenced in the *EconLit* database.

C.2 Development/Growth and System: 187 journals (18.07%)

This class, the second largest in terms of number of journals, is subdivided into two classes, Development/Growth (131 journals (12.66%)) and Systems (56 journals (5.41%)).

Table 24: Journal of the Development/Growth subfield (top 120)

Journal	Rk	Age	Class	Div.	<i>econ</i>	Journal	Rk	Age	Class	Div.	<i>econ</i>
j. of development economics	1	35	A	50.9	0.67	pacific economic bulletin	51	13	D	24.1	0.1
j. of economic growth	2	13	A	13.5	0.74	cuadernos de eco. p. c. u. of chile	52	28	D	55.6	0.21
world development	3	36	A	38.6	0.62	revista de analisis economico	53	15	D	53.7	0.2
eco. dev. and cultural change	4	40	A	40.1	0.66	indian j. of eco. and business	54	7	D	71	0.13
WORLD BANK ECONOMIC REVIEW	5	23	B	41.5	0.23	asian pacific eco. literature	55	21	D	31.2	0.27
<i>research policy</i>	6	12	B	9.6	0.19	pakistan development review	56	40	D	40.7	0.1
<i>j. of development studies</i>	7	40	B	37.4	0.35	pesquisa e planejamento eco.o	57	24	D	44.4	0.11
bulletin of indonesian eco. studies	8	38	B	26.8	0.72	iranian j. of trade studies	58	2	D	35	0
r. of development economics	9	12	B	51.2	0.45	estudios economicos	59	23	D	57.3	0.17
j. of african economics	10	17	B	39.1	0.65	perfil de coyuntura economica	60	6	D	22.5	0.01
eco. (latin amer. and carib. eco. asso.)	11	9	B	44.3	0.38	forum for development studies	61	13	D	26.5	0.1
south african j. of economics	12	40	B	46	0.74	inter. j. of tech. learning, innov. and dev.	62	2	D	25.5	0.26
eco. of innovation and new technology	13	19	B	11.1	0.31	tahghighat e eghtesadi	63	5	D	46	0.01
WORLD BANK RESEARCH OBSERVER	14	23	B	39.3	0.23	economia e sociedade	64	7	D	48.6	0.04
structural change and eco. dyna.	15	19	B	35.8	0.37	asia pacific dev. journal	65	15	D	37.5	0.14
developing economies	16	24	B	41.1	0.68	mondes en developpement	66	4	D	30	0.04
desarrollo economico	17	31	B	35.3	0.73	south asia economic journal	67	9	D	35.3	0.12
j. of asian economics	18	19	C	47.9	0.28	comercio exterior	68	10	D	44.5	0.04
development policy review	19	6	C	31.8	0.24	<i>el trimestre economico</i>	69	31	D	66.5	0.18
<i>development and change</i>	20	18	C	33	0.15	investigacion economica	70	13	D	48.4	0.1
asian economic papers	21	7	C	49.7	0.31	nigerian j. of eco. and social studies	71	4	D	32.3	0.03
j. of inter. development	22	14	C	39.1	0.23	j. of social and eco. policy	72	4	D	25.6	0.03
oxford development studies	23	13	C	43.1	0.25	asia pacific j. of eco. and business	73	12	D	51.9	0.16
j. of technology transfer	24	9	C	10	0.16	nova economia	74	6	D	46.2	0.05
revue d economie du developpement	25	16	C	41.3	0.36	estudios eco.os de desarrollo internacional	75	8	D	29.9	0.02
j. of human development	26	9	C	24	0.21	pakistan eco. and social review	76	37	D	39.1	0.07
inter. productivity monitor	27	9	C	16.6	0.28	principios: estudios de eco. politica	77	4	D	30.7	0.06
asian economic journal	28	13	C	53.7	0.3	eco.a fluminense federal university	78	4	D	13	0.03
asian development review	29	15	C	34.3	0.32	quarterly iranian eco. research	79	5	D	41.5	0.02
nordic j. of political economy	30	10	C	48.2	0.45	iranian economic review	80	7	D	12.6	0.03
european j. of dev. research	31	13	C	40.8	0.15	comparative technology transfer and society	81	6	D	10.3	0.02
<i>latin american politics and society</i>	32	8	C	23.5	0.11	reserve bank of india occasional p.	82	6	D	32.2	0.05
j. of the asia pacific economy	33	13	C	43.7	0.22	african finance journal	83	10	D	32.1	0.13
<i>african development review</i>	34	17	C	37.2	0.19	indian j. of labour economics	84	12	D	29.5	0.05
j. of developing areas	35	33	C	43.1	0.22	j. for studies in eco. and ec.trics	85	26	D	52.7	0.22
j. of economic development	36	33	C	43.5	0.27	estudios de economia	86	17	D	56.5	0.21
DEVELOPMENT	37	13	C	35.8	0.02	colombian economic journal	87	6	D	30.4	0.06
<i>technology analysis and strategic manag.</i>	38	13	C	12.8	0.08	problemas del desarrollo	88	10	D	55.1	0.04
asean economic bulletin	39	13	C	29.3	0.18	biquarterly j. of eco. essays	89	5	D	41.5	0.02
inter. j. of technology and globalisation	40	5	C	24.6	0.12	quarterly j. of the eco. research	90	8	D	39.6	0.02
inter. j. of dev. issues	41	7	D	39.4	0.21	empirical economics letters	91	7	D	65.5	0.17
revista brasileira de economia	42	14	D	65.5	0.12	coyuntura social	92	5	D	23.2	0.07
brazilian j. of political economy	43	9	D	38.6	0.1	malaysian j. of eco. studies	93	5	D	38	0.15
development southern africa	44	14	D	38	0.11	lahore j. of economics	94	13	D	34.2	0.03
j. of african development	45	3	D	18.5	0.25	middle east business and eco. review	95	20	D	14.9	0.12
r. of eco. research on copyright issues	46	5	D	10.2	0.25	indian development review	96	6	D	35.7	0.09
economia chilena	47	11	D	27.1	0.13	inter. j. of envi. and dev.	97	5	D	19.6	0.05
r. of african political economy	48	13	D	27.6	0.06	j. of income and wealth	98	5	D	2	0.03
<i>canadian j. of dev. studies</i>	49	25	D	33.9	0.1	desarrollo y sociedad	99	5	D	35	0.08
cepal review	50	30	D	44.2	0.11	social and economic studies	100	40	D	40.9	0.07

Journals in **bold** are in the economics category of *JCR*. Survey journals are in SMALL CAPS. Other *JCR* journals are in *italic*. Journals marked with an * are no longer referenced in the *EconLit* database.

Table 25: Journal of the Systems subfield (top 60)

Journal	Rk	Age	Class	Div.	<i>econ</i>	Journal	Rk	Age	Class	Div.	<i>econ</i>
j. of comparative economics	1	32	A	22.5	0.65	social sciences	29	7	D	10.6	0.03
china economic review	2	20	B	25.1	0.63	china: an inter. journal	30	6	D	26.8	0.06
economics of transition	3	16	B	20.9	0.64	transition studies review	31	4	D	14.6	0.05
eurasian geography and eco.	4	7	B	13.5	0.79	transformations in business and eco.	32	7	D	29.6	0.02
new political economy	5	13	B	14.4	0.61	south eastern europe j. of eco.	33	6	D	21.9	0.16
comparative economic studies	6	24	B	21.2	0.34	panoeconomicus	34	3	D	37.9	0.12
post soviet affairs	7	17	B	7.1	0.8	acta oeconomica	35	40	D	19.5	0.11
j. of economic policy reform	8	2	B	52.7	0.36	privredna kretanja i ekonomska politika	36	5	D	26.9	0.05
eastern european economics	9	40	C	19.3	0.64	chinese economy	37	12	D	17.6	0.05
<i>china quarterly</i>	10	8	C	22.5	0.11	china review	38	8	D	31.4	0.07
economic systems	11	18	C	19.5	0.33	quarterly hungarian eco. review	39	6	D	34.6	0.05
j. of chinese eco. and business studies	12	6	C	22.4	0.33	ekonomicky casopis/j. of eco.	40	5	D	58	0.81
eco. change and restructuring	13	4	C	18.3	0.3	economic studies	41	9	D	32.9	0.05
politicka ekonomie	14	11	C	41.5	0.69	economic thought	42	9	D	22.7	0.03
<i>emerging markets finance and trade</i>	15	7	C	37.6	0.16	j. of european economy	43	7	D	27.5	0.03
post communist economies	16	10	C	14.5	0.61	j. of chinese economic studies	44	6	D	22.2	0.14
china and world economy	17	5	C	25	0.13	financial theory and practice	45	6	D	18.1	0.06
european j. of comparative eco.	18	5	D	7.5	0.17	frontiers of eco. in china	46	3	D	24.1	0.08
r. of middle east eco. and finance	19	1	D	4.6	0.2	zagreb inter. r. of eco. and business	47	11	D	42.6	0.11
prague economic papers	20	17	D	29.6	0.3	economic and business review	48	10	D	24.3	0.09
ekonomski pregled	21	6	D	31.6	0.03	inter. j. of eco. policy in emerging economies	49	2	D	22.3	0.07
zbornik ekonomskog fakulteta u zagrebu	22	6	D	22.9	0.01	south east european j. of eco. and business	50	3	D	24.9	0.06
global economic review	23	12	D	40.1	0.1	j. of eco. cooperation among islamic countries	51	16	D	6.1	0.05
economic alternatives	24	3	D	35.7	0	islamic economic studies	52	16	D	0.7	0.07
<i>finance a uver/czech j. of eco. and finance</i>	25	6	D	25.9	0.21	proceedings of rijeka school of eco.	53	12	D	33.4	0.02
problems of eco. transition	26	16	D	11.6	0.02	east west j. of eco. and business	54	8	D	23.8	0.16
croatian economic survey	27	5	D	19.6	0.02	j. of east west business	55	14	D	14.9	0.05
ekonomska istrazivanja/eco. research	28	11	D	33.9	0.02	jingji yanjiu/eco. research journal	56	2	D	31.9	0.05

Journals in **bold** are in the economics category of *JCR*. Survey journals are in SMALL CAPS. Other *JCR* journals are in *italic*. Journals marked with an * are no longer referenced in the *EconLit* database.

C.3 Business School: 142 journals (13.72%)

This field is further divided into three subfields: Finance (99 journals (9.57%)), Business/Marketing (34 journals (3.29%)), and Accounting (9 journals (0.87%)).

Table 26: Journals of the Finance subfield (top 120)

Journal	Rk	Age	Class	Div.	<i>econ</i>
j. of financial economics	1	35	AA	21.3	0.53
<i>j. of finance</i>	2	40	AA	20.7	0.37
<i>review of financial studies</i>	3	20	A	19.9	0.37
j. of fin. and quanti. analysis	4	40	A	20	0.49
mathematical finance	5	14	A	9.8	0.59
j. of banking and finance	6	26	A	27	0.5
insurance: math. and economics	7	17	A	10.5	0.73
<i>j. of financial intermediation</i>	8	19	A	19.8	0.4
j. of risk and insurance	9	40	A	13.4	0.77
review of finance	10	5	B	23.3	0.35
j. of empirical finance	11	11	B	15	0.36
<i>finance and stochastics</i>	12	12	B	10.7	0.24
j. of financial econometrics	13	6	B	12.3	0.4
<i>j. of financial markets</i>	14	11	B	12.8	0.29
<i>j. of corporate finance</i>	15	15	B	11.1	0.28
<i>financial manag.</i>	16	19	B	16.4	0.25
j. of fin. services research	17	22	B	13.8	0.32
european financial manag.	18	14	B	19.8	0.24
quarterly r. of eco. and finance	19	17	B	54.1	0.33
<i>quanti. finance</i>	20	8	B	10.1	0.16
j. of economics and business	21	37	B	45.8	0.34
annals of finance	22	4	B	21	0.33
j. of financial research	23	26	B	18.5	0.21
<i>geneva risk and insurance review</i>	24	4	C	12.6	0.46
j. of derivatives	25	8	C	9.9	0.2
applied financial economics	26	18	C	25.1	0.26
j. of financial stability	27	5	C	21	0.26
j. of investment manag.	28	6	C	16.2	0.16
j. of business finance and accounting	29	4	C	17.3	0.15
<i>j. of futures markets</i>	30	26	C	10.2	0.24
emerging markets review	31	9	C	34	0.21
r. of quanti. finance and accounting	32	14	C	20.1	0.17
financial review	33	25	C	19.2	0.19
fin. markets, institutions and instruments	34	15	C	19.1	0.26
review of derivatives research	35	13	C	9.5	0.24
review of financial economics	36	18	C	34.4	0.21
j. of risk	37	11	C	17.1	0.19
<i>j. of portfolio manag.</i>	38	26	C	13.7	0.15
north american actuarial journal	39	12	C	15.8	0.22
european j. of finance	40	9	C	20.7	0.2
j. of computational finance	41	12	C	7.7	0.13
j. of multinational fin. manag.	42	18	C	26.6	0.17
inter. j. of theoretical and app. finance	43	11	C	11.1	0.12
j. of behavioral finance	44	6	C	15.5	0.15
inter. r. of fin. analysis	45	14	C	20.3	0.15
j. of economics and finance	46	17	C	51.5	0.2
applied mathematical finance	47	9	C	9.5	0.15
applied financial eco. letters	48	4	C	27.5	0.21
decisions in eco. and finance	49	7	C	10.4	0.25
ECONOMIC NOTES	50	27	C	34.9	0.09
j. of applied finance	51	8	C	13.5	0.14
quarterly j. of finance and accounting	52	1	C	23.1	0.23
federal reserve bulletin	53	40	C	23.1	0.12
global finance journal	54	12	C	25.5	0.14
kredit und kapital	55	33	C	30.1	0.24
fin. markets and portfolio manag.	56	4	C	19.4	0.14
j. of emerging market finance	57	7	C	33.5	0.17
research in inter. business and finance	58	5	C	42.4	0.15
j. of real estate portfolio manag.	59	13	D	12.9	0.14
j. of credit risk	60	4	D	14.8	0.11
bis quarterly review	61	11	D	28.1	0.07
j. of financial transformation	62	8	D	25.9	0.12
FOUND. AND TRENDS IN FINANCE	63	4	D	18.5	0.15
r. of pacific basin fin. markets and policies	64	11	D	37.3	0.12
finance	65	24	D	15.4	0.15
F.R.B. OF ATLANTA ECO. REVIEW	66	21	D	31.4	0.09
pacific basin finance journal	67	12	D	27.2	0.2
venture capital	68	10	D	16.1	0.12
inter. j. of business	69	13	D	39	0.11
j. of entrep. finance and business ventures	70	8	D	22.3	0.14
financial services review	71	5	D	15.5	0.1
multinational finance journal	72	12	D	23	0.15
BROOK. WHARTON P. ON FIN. SERVICES	73	11	D	21.8	0.1
icfai j. of risk and insurance	74	5	D	15.1	0.17
j. of inter. fin. markets, institutions and money	75	18	D	25.9	0.23
review of futures markets	76	4	D	11.8	0.11
studies in eco. and finance	77	14	D	34.9	0.15
revue d economie financiere	78	10	D	31.4	0.07
frontiers in finance and eco.	79	5	D	31.4	0.15
inter. j. of business governance and ethics	80	5	D	12.1	0.05
revue finance controle strategie	81	11	D	19.4	0.01
investment manag. and fin. innovations	82	5	D	27.4	0.07
revista de economia financiera	83	6	D	20	0.07
fdic banking review	84	13	D	8.2	0.1
inter. research j. of finance and eco.	85	3	D	26.1	0.05
inter. j. of fin. services manag.	86	4	D	28.8	0.06
j. of risk model validation	87	2	D	13.2	0.14
asia pacific financial markets	88	11	D	16.7	0.17
j. of business valuation and eco. loss analysis	89	3	D	8.9	0.11
finance india	90	9	D	47.9	0.04
bancni vestnik	91	4	D	22.8	0.03
inter. j. of business and finance research	92	2	D	30.5	0.08
<i>geneva p. on risk and ins: issues and practice</i>	93	10	D	17.6	0.13
j. of fin. manag. and analysis	94	10	D	41.5	0.05
revista brasileira de finanças	95	6	D	26.3	0.04
j. of emerging markets	96	13	D	29.5	0.08
banks and bank systems	97	3	D	17.9	0.06
ise review	98	12	D	39.7	0.07
inter. j. of monetary eco. and finance	99	2	D	20.8	0.11

Journals in **bold** are in the economics category of *JCR*. Survey journals are in SMALL CAPS. Other *JCR* journals are in *italic*. Journals marked with an * are no longer referenced in the *EconLit* database.

Table 27: Journals of the Business/Marketing field and Accounting field

Business/Marketing						
Journal	Rk	Age	Class	Div.	<i>econ</i>	
<i>j. of business</i> *	1	37	A	29.2	0.36	
<i>marketing science</i>	2	25	B	2.9	0.15	
quanti. marketing and eco.	3	6	B	7.1	0.26	
<i>j. of consumer research</i>	4	35	B	2.6	0.06	
<i>j. of marketing research</i> *	5	10	B	.	0.06	
<i>inter. j. of production eco.</i>	6	15	C	8	0.04	
<i>inter. j. of manpower</i>	7	17	C	13.4	0.16	
<i>or spectrum</i>	8	7	C	12.1	0.06	
review of marketing science	9	6	C	5.6	0.16	
j. of manag. and governance	10	12	C	18.5	0.14	
<i>j. of world business</i>	11	12	C	15.3	0.06	
zeitschrift fur betriebswirtschaft	12	25	D	25.9	0.07	
manag.	13	13	D	18.1	0.02	
j. of inter. entrepreneurship	14	6	D	10.1	0.05	
journal fur betriebswirtschaft	15	4	D	15.6	0.12	
annals: eco. science series: timisoara	16	2	D	22.5	0	
poslovna izvrsnost/business excellence	17	2	D	10.5	0.01	
asia pacific business review	18	14	D	25.8	0.07	
economia y administracion	19	4	D	10.5	0.02	
j. of app. business research	20	13	D	23.9	0.07	
estudios gerenciales	21	6	D	43.4	0.01	
amfiteatru economic	22	3	D	20.6	0.01	
problems and perspectives in manag.	23	6	D	26.6	0.06	
human resource dev. quarterly	24	14	D	5.3	0.02	
ekonomie a manag.	25	4	D	36.4	0.06	
pensamiento y gestion	26	3	D	14.6	0.02	
j. of small business and entrepreneurship	27	6	D	11.7	0.04	
<i>canadian j. of administrative sciences</i>	28	14	D	42.1	0.07	
zeitschrift fur wirtschafts und unternehmenstrik	29	3	D	9.2	0.05	
iiium j. of eco. and manag.	30	12	D	5.6	0.04	
j. of business and public affairs	31	2	D	30.6	0.07	
liiketaloudellinen aikakauskirja	32	40	D	17.7	0.09	
j. of african business	33	9	D	28.8	0.04	
j. of transnational manag.	34	5	D	23.1	0.04	
global j. of business research	35	2	D	28.3	0.03	
information systems and e business manag.	36	5	D	15.3	0.04	

Accounting						
Journal	Rk	Age	Class	Div.	<i>econ</i>	
j. of accounting and economics	1	30	A	5.8	0.47	
<i>j. of accounting research</i>	2	38	B	4.4	0.16	
<i>review of accounting studies</i>	3	13	B	6.3	0.21	
<i>accounting review</i>	4	40	B	4.8	0.12	
<i>contemporary accounting research</i>	5	6	B	4.7	0.13	
j. of accounting, auditing and finance	6	13	C	5.8	0.16	
j. of manag. accounting research	7	13	C	3.7	0.12	
FOUND. AND TRENDS IN ACCOUNTING	8	3	D	3.5	0.06	
behavioral research in accounting	9	12	D	2.4	0.04	

Journals in **bold** are in the economics category of *JCR*. Survey journals are in SMALL CAPS. Other *JCR* journals are in *italic*. Journals marked with an * are no longer referenced in the *EconLit* database.

C.4 Microeconomics: applied and theory 129 journals (12.46%)

This field is further divided into four subfields: Industrial/Organization (40 journals (3.86%)), Micro/Game Theory (31 journals (3%)), Public/Political Science (34 journals (3.29%)), Law and Economics (24 journals (2.32%)).

Table 28: Journals in IO and Micro/Game Theory

Industrial Organization						Micro/Game Theory					
Journal	Rk	Age	Class	Div.	<i>econ</i>	Journal	Rk	Age	Class	Div.	<i>econ</i>
rand j. of economics	1	25	AA	22.5	0.77	j. of economic theory	1	40	AA	14.5	0.81
j. of industrial economics	2	40	A	17.1	0.71	games and economic behavior	2	20	AA	5	0.81
inter. j. of industrial orga.	3	26	A	14.1	0.71	j. of eco. behavior and orga.	3	27	A	36.7	0.68
j. of eco. and manag. strategy	4	17	A	30.3	0.74	economic theory	4	18	A	15.8	0.79
industrial and corporate change	5	14	A	22.8	0.58	j. of risk and uncertainty	5	21	A	10	0.72
j. of regulatory economics	6	20	A	8.4	0.69	j. of mathematical economics	6	31	A	6.3	0.81
review of industrial orga.	7	25	B	15.1	0.63	inter. j. of game theory	7	23	A	2.5	0.78
small business economics	8	17	B	22.7	0.56	social choice and welfare	8	25	A	7.1	0.76
information eco. and policy	9	26	B	15.4	0.64	<i>experimental economics</i>	9	11	A	3.1	0.54
review of network economics	10	7	B	16.8	0.4	j. of productivity analysis	10	17	A	6.6	0.67
managerial and decision eco.	11	26	B	19.5	0.32	j. of economic psychology	11	21	A	20.1	0.7
inter. j. of the eco. of business	12	15	B	29.5	0.42	<i>mathematical social sciences</i>	12	26	B	9.9	0.48
j. of sports economics	13	9	B	4.2	0.35	theoretical economics	13	3	B	7.9	0.75
j. of industry, competition and trade	14	4	C	17.9	0.35	<i>j. of conflict resolution*</i>	14	19	B	8.4	0.14
industry and innovation	15	12	C	20.1	0.19	theory and decision	15	14	B	7.7	0.71
j. of cultural economics	16	32	C	4.2	0.22	review of economic design	16	11	B	13.6	0.6
j. of wine economics	17	3	C	6.8	0.35	b.e. j. of theo. eco.: front./adv.	17	4	B	12.9	0.62
<i>entrepreneurship and regional dev.</i>	18	9	C	24.6	0.11	inter. game theory review	18	10	C	3.4	0.35
<i>nonprofit and voluntary sector quarterly</i>	19	8	C	3.1	0.07	b.e. j. of theo. eco.: contributions	19	4	C	11.3	0.52
annals of public and cooperative eco.	20	31	C	16	0.14	economic systems research	20	20	C	4.5	0.25
tourism economics	21	12	C	5.7	0.13	politics, philosophy and eco.	21	7	C	5.5	0.24
netnomics	22	10	D	11.7	0.16	b.e. j. of theo. eco.: topics	22	4	C	14.5	0.44
j. of industrial orga. education	23	3	D	3.1	0.51	<i>j. of consumer affairs</i>	23	23	C	8.9	0.11
inter. j. of sport finance	24	3	D	5.7	0.19	judgment and decision making	24	3	C	6.7	0.16
inter. entrepreneurship and manag. journal	25	4	D	12.4	0.08	j. of consumer policy	25	17	D	14.7	0.11
eco. e politica industriale	26	5	D	11.9	0.1	central european j. of operations research	26	10	D	11.6	0.12
acta turistica	27	3	D	4.3	0	top	27	8	D	5.3	0.1
tourism and hospitality manag.	28	14	D	9.4	0.01	nonlinear dyna., psycho., and life sciences	28	12	D	9.6	0.08
nonprofit manag. and leadership	29	15	D	2.2	0.04	fin. counseling and planning	29	4	D	8.7	0.03
ekonomska misao i praksa	30	17	D	24.8	0.03	mind and society	30	9	D	3.6	0.07
l industria, nuova serie	31	36	D	26.5	0.07	4or: a quarterly j. of operations research	31	4	D	4.7	0.03
revue d economie industrielle	32	32	D	22.9	0.11						
economia pubblica	33	3	D	16.9	0.05						
FOUND. AND TRENDS IN ENTREPRENEURSHIP	34	4	D	8.5	0.12						
imprese e storia	35	5	D	8.4	0.02						
communications and strategies	36	10	D	10	0.07						
economia dei servizi	37	3	D	7.4	0.03						
j. of pharmaceutical finance, eco. and policy	38	6	D	12.9	0.06						
j. of business and eco. studies	39	2	D	21.3	0.07						
economia industrial	40	14	D	30.5	0.05						

Journals in **bold** are in the economics category of *JCR*. Survey journals are in SMALL CAPS. Other *JCR* journals are in *italic*. Journals marked with an * are no longer referenced in the *EconLit* database.

Table 29: Journals in Public/Political Science and Law and Economics

Public/Political Science					
Journal	Rk	Age	Class	Div.	<i>econ</i>
j. of public economics	1	36	AA	20.6	0.75
public choice	2	39	A	11.5	0.66
<i>american political science review</i>	3	40	A	9.9	0.2
national tax journal	4	40	A	8.6	0.72
review of income and wealth	5	40	A	15.1	0.64
inter. tax and public finance	6	15	A	13.3	0.66
j. of public economic theory	7	10	B	13.5	0.58
economics and politics	8	20	B	16.9	0.52
fiscal studies	9	25	B	20.9	0.7
j. of economic inequality	10	6	B	5.8	0.47
public finance review	11	12	B	12.2	0.46
defence and peace economics	12	15	B	6.9	0.67
economics of governance	13	9	B	18.3	0.48
quarterly j. of political science	14	3	B	8.2	0.39
j. of pension eco. and finance	15	7	B	18.1	0.32
<i>j. of peace research</i>	16	16	B	10.4	0.1
finanzarchiv	17	40	C	15.7	0.39
constitutional political economy	18	19	C	12	0.36
<i>conflict manag. and peace science</i>	19	29	C	7.5	0.13
public finance and manag.	20	8	C	22.3	0.26
j. of income distribution	21	18	C	5.8	0.32
<i>public administration review</i>	22	8	C	5.4	0.04
eco. of peace and security journal	23	3	C	8.3	0.32
yale journal on regulation	24	26	C	.	0.19
public budgeting and finance	25	26	D	4.5	0.09
maliye dergisi	26	3	D	12.6	0
global social policy	27	8	D	14.2	0.06
swiss political science review	28	8	D	17.2	0.07
j. of public finance and public choice	29	17	D	18.4	0.28
public orga. review	30	8	D	4.7	0.04
ciriec espana	31	9	D	9.4	0.01
canadian tax journal	32	14	D	5.6	0.06
ib revija	33	3	D	24	0.12
ej. of tax research	34	6	D	4.5	0.07

Law and Economics					
Journal	Rk	Age	Class	Div.	<i>econ</i>
j. of law and economics	1	40	A	20.1	0.69
j. of law, eco., and orga.	2	24	A	18	0.68
<i>j. of legal studies</i>	3	21	B	7	0.38
american law and eco. review	4	10	B	4.8	0.49
inter. r. of law and economics	5	25	B	5.5	0.64
j. of competition law and eco.	6	4	C	3.5	0.33
europaean j. of law and eco.	7	15	C	14.4	0.27
antitrust bulletin	8	40	C	2.5	0.25
review of law and economics	9	4	C	4.4	0.3
<i>yale law journal</i>	10	40	C	6.3	0.07
<i>michigan law review</i>	11	40	C	6.6	0.06
<i>j. of inter. economic law</i>	12	11	C	5.3	0.06
COMPETITION POLICY INTER.	13	4	C	3.1	0.11
law and contemporary problems	14	40	C	9.3	0.11
j. of forensic economics	15	17	D	4.1	0.2
review for law and economics	16	4	D	16.1	0
inter. j. of intellectual property manag.	17	3	D	9.1	0.02
chicago j. of inter. law	18	7	D	10.3	0.06
mercato concorrenza regole	19	2	D	5.1	0.05
delaware j. of corporate law	20	4	D	2.6	0.04
europaean competition journal	21	4	D	1.4	0.06
n.y.u. j. of inter. law and politics	22	6	D	7.5	0.03
j. of legal economics	23	18	D	5.5	0.13

Journals in **bold** are in the economics category of *JCR*. Survey journals are in SMALL CAPS. Other *JCR* journals are in *italic*. Journals marked with an * are no longer referenced in the *EconLit* database.

C.5 Macroeconomics: 91 journals (8.79%)

Macro/Monetary: 39 journals (3.77%). International: 52 journals (5.02%).

Table 30: Journals in Macro/Monetary and International

Macro/Monetary					International				
Journal	Rk	Age	Class	Div. <i>econ</i>	Journal	Rk	Age	Class	Div. <i>econ</i>
j. of monetary economics	1	34	AA	26.2 0.71	j. of inter. economics	1	38	AA	19.1 0.72
j. of money, credit, and banking	2	40	A	20.6 0.64	j. of common market studies	2	40	A	8.4 0.75
j. of eco. dyna. and control	3	29	A	31.4 0.71	<i>j. of inter. money and finance</i>	3	26	A	20.3 0.46
review of economic dynamics	4	11	A	33.8 0.77	world economy	4	25	A	23.6 0.58
macroeconomic dynamics	5	12	A	26.1 0.72	<i>international orga.</i>	5	24	B	14.6 0.15
BROOKINGS P. ON ECO. ACTIVITY	6	39	A	35.7 0.25	r. of international economics	6	17	B	18.4 0.5
j. of macroeconomics	7	30	B	22.3 0.65	r. of inter. political economy	7	15	B	25.1 0.58
economic modelling	8	24	B	44.1 0.56	ECONOMIC POLICY	8	6	B	48.5 0.23
b.e. j. of macroeco.: contributions	9	4	B	23 0.53	IMF STAFF PAPERS	9	10	B	35.3 0.22
international finance	10	11	B	20.1 0.38	review of world economics	10	6	B	26.5 0.59
j. of post keynesian economics	11	31	B	18.9 0.56	j. of policy modeling	11	26	B	46.6 0.58
b.e. j. of macroeco.: topics	12	4	C	31.5 0.42	<i>j. of inter. business studies</i>	12	34	B	14.6 0.12
b.e. j. of macroeco.: front./adv.	13	4	C	18.2 0.67	pacific economic review	13	13	B	65.4 0.42
F.R.B. OF MINNEAPOLIS QUARTERLY REVIEW	14	26	C	19.6 0.2	north american j. of eco. and finance	14	15	B	33.6 0.36
j. of applied economics	15	11	C	71.9 0.35	open economies review	15	19	B	19.9 0.53
inter. r. of applied economics	16	20	C	59.6 0.29	<i>inter. j. of finance and eco.</i>	16	13	B	24.4 0.39
bank of england quarterly bulletin	17	7	C	9.3 0.22	j. of inter. trade and eco. dev.	17	15	B	28 0.39
F.R.B. OF ST. LOUIS REVIEW	18	40	C	18.5 0.1	inter. r. of eco. and finance	18	17	B	42.7 0.32
israel economic review	19	6	C	23.3 0.42	inter. eco. and eco. policy	19	5	C	29.5 0.34
seoul j. of economics	20	17	C	68.1 0.28	international economic journal	20	22	C	47 0.36
INTER. J. OF CENTRAL BANKING	21	4	C	12.3 0.14	j. of economic integration	21	16	C	22.4 0.33
F.R.B. OF RICHMOND ECO. QUARTERLY	22	16	C	21.7 0.09	review of international orga.	22	3	C	3.8 0.33
MONETARY AND ECONOMIC STUDIES	23	20	C	20.3 0.11	<i>european j. of inter. relations</i>	23	14	C	5.2 0.13
NATIONAL INSTITUTE ECO. REVIEW	24	40	C	18.3 0.09	cesifo forum	24	9	C	42.1 0.28
f.r.b. of philadelphia business review	25	15	C	31.6 0.25	<i>r. of international studies</i>	25	17	C	10.1 0.13
j. of business cycle measurement and analysis	26	5	C	7.7 0.19	FOREIGN AFFAIRS	26	40	C	15.8 0.04
indian economic review	27	36	C	37.3 0.25	asia pacific j. of accounting and eco.	27	4	C	17.8 0.42
f.r.b. of kansas city eco. review	28	17	C	33.5 0.22	FINANCE AND DEVELOPMENT	28	40	C	34.7 0.1
inter. j. of applied economics	29	5	D	50 0.27	asian economic policy review	29	3	C	23.6 0.28
revista de economia	30	8	D	31.5 0.17	CATO JOURNAL	30	26	C	42.9 0.11
eco.: the open access, open assessment e journal	31	2	D	24.7 0.45	economie internationale	31	13	C	40.7 0.2
india macroeconomics annual	32	5	D	18.8 0.37	WORLD TRADE REVIEW	32	7	C	6.5 0.09
monetary policy and the economy	33	5	D	27.3 0.09	transnational corporations	33	13	C	9.6 0.19
inter. j. of app. ec. trics and quanti. studies	34	5	D	41.5 0.08	keio economic studies	34	24	C	38.6 0.37
bank of korea economic papers	35	11	D	37.9 0.16	intereco./rev. of euro. eco. policy	35	5	C	49 0.17
banco de espana eco. bulletin	36	16	D	10.7 0.13	international trade journal	36	17	C	15.8 0.23
central bank review	37	8	D	32.1 0.11	global economy journal	37	5	C	29.4 0.17
economic and financial review	38	15	D	24.8 0.09	j. of the korean economy	38	9	C	48.3 0.24
					j. of world trade	39	12	D	7.9 0.11
					peace eco., peace science and public policy	40	4	D	3.7 0.22
					eco. internazionale/inter. eco.	41	19	D	48 0.22
					aussenwirtschaft	42	40	D	17.8 0.17
					integration and trade	43	12	D	16.8 0.14
					european political economy review	44	6	D	9.9 0.12
					j. of inter. and area studies	45	5	D	15.1 0.03
					revista de economia mundial	46	6	D	36.1 0.03
					inter. j. of economics	47	2	D	28.5 0.07
					j. of inter. and global eco. studies	48	1	D	14.5 0.18
					eco.: a bi. coll. of recent german studies	49	12	D	12.7 0.21
					estey cen. j. of inter. law and trade pol.	50	9	D	12.6 0.2
					kobe eco. and business review	51	40	D	38.8 0.08
					informacion comercial espanola r. de eco.	52	10	D	61.2 0.07

Journals in **bold** are in the economics category of *JCR*. Survey journals are in SMALL CAPS. Other *JCR* journals are in *italic*. Journals marked with an * are no longer referenced in the *EconLit* database.

C.6 Nature: 67 journals (6.47%)

This field is further divided into three subfields: Agricultural (33 journals (3.19%)), Environmental (25 journals (2.42%)), and Energy (9 journals (0.87%)).

Table 31: Journals in Agricultural, Environmental, and Energy

Agricultural						Environmental						Energy						
Journal	Rk	Age	Class	Div.	<i>econ</i>	Journal	Rk	Age	Class	Div.	<i>econ</i>	Journal	Rk	Age	Class	Div.	<i>econ</i>	
american j. of agri. eco.	1	40	A	16.8	0.69	j. of env. eco. and manag.	1	31	A	10.4	0.74	energy journal	1	28	A	6.7	0.74	
agricultural economics	2	13	B	14	0.64	ecological economics	2	16	A	11.5	0.7	energy economics	2	29	B	5.9	0.67	
food policy	3	13	B	16.9	0.69	land economics	3	40	A	11.5	0.7	eurochoices	3	8	C	7.7	0.32	
europaean r. of agri. eco.	4	26	B	11.9	0.67	env. and resource economics	4	18	A	11.9	0.69	energy studies review	4	17	D	4.8	0.2	
j. of agricultural economics	5	23	B	12.3	0.69	<i>water resources research*</i>	5	32	A	4.7	0.24	j. of energy literature	5	14	D	3	0.23	
j. of agri. and resource eco.	6	17	B	10.5	0.64	resource and energy economics	6	16	A	13.1	0.74	opec review	6	10	D	2.7	0.12	
<i>r. of agricultural economics</i>	7	17	B	13.1	0.39	<i>environment and dev. economics</i>	7	13	B	21.3	0.45	j. of energy and development	7	32	D	3.7	0.18	
agri. and resource eco. review	8	13	C	15.9	0.38	<i>climate policy</i>	8	5	C	4.4	0.19	eco. and policy of energy and the envi.	8	5	D	10.3	0.04	
j. of agri. and food industrial orga.	9	6	C	15.4	0.39	marine resource economics	9	25	C	4.9	0.34	inter. j. of energy	9	14	D	5.4	0.2	
<i>australian j. of agri. and resource eco.</i>	10	12	C	17.2	0.24	R. OF ENV. ECO. AND POLICY	10	2	C	5.7	0.2							
choices	11	4	C	16.1	0.35	natural resource modeling	11	21	C	7.7	0.28							
j. of agri. and applied eco.	12	16	C	12	0.33	j. of forest economics	12	8	C	6.3	0.29							
agribusiness	13	12	C	14.3	0.3	inter. r. of envi.al and resource eco.	13	2	C	12.2	0.5							
<i>canadian j. of agri. eco.</i>	14	40	C	10.2	0.25	envi.al eco. and policy studies	14	11	C	9.7	0.26							
agricultural finance review	15	18	C	7.5	0.31	<i>resources policy</i>	15	17	C	3.2	0.18							
<i>agriculture and human values</i>	16	11	C	12.6	0.09	j. of envi.al planning and manag.	16	15	C	10.1	0.1							
quarterly j. of inter. agriculture	17	7	C	19.1	0.26	global environmental politics	17	8	C	9.8	0.08							
j. of inter. agri. trade and dev.	18	4	C	12.3	0.39	j. of environment and dev.	18	10	C	16.3	0.11							
eco. agraria y recursos naturales	19	8	D	15.9	0.23	<i>natural resources journal</i>	19	39	D	9.8	0.12							
cahiers d economie et sociologie rurales	20	14	D	20.2	0.18	inter. j. of sustainable dev.	20	5	D	6.9	0.15							
agbioforum	21	11	D	9.5	0.21	aquaculture eco. and manag.	21	12	D	8.4	0.11							
ejade: electronic j. of agri. and dev. eco.	22	5	D	20.9	0.36	<i>orga. and environment</i>	22	10	D	15.2	0.04							
cuadernos de desarrollo rural	23	2	D	19.8	0.02	inter. j. of envi. and sustainable dev.	23	4	D	8	0.06							
economie rurale	24	10	D	14.1	0.08	inter. j. of innovation and sustainable dev.	24	4	D	2.7	0.06							
<i>agricultural and food science</i>	25	4	D	3.8	0.04	inter. j. of green economics	25	3	D	7	0.1							
rivista di economia agraria	26	5	D	14.5	0.06	inter. j. of ecological eco. and statistics	26	4	D	14.1	0.15							
agricultural economics review	27	9	D	14.7	0.15													
indian j. of agricultural eco.	28	7	D	15	0.06													
agronomia mesoamericana	29	14	D	7.1	0.01													
eco. e diritto agroalimentare	30	4	D	10.3	0.07													
new medit	31	7	D	15.6	0.03													
qa: rivista dell associazione rossi doria	32	3	D	30.7	0.11													
inter. j. of agri. resources, gov. and ecology	33	9	D	15.7	0.15													

Journals in **bold** are in the economics category of *JCR*. Survey journals are in SMALL CAPS. Other *JCR* journals are in *italic*. Journals marked with an * are no longer referenced in the *EconLit* database.

C.7 History and Thought: 64 journals (6.18%)

This field is further divided into two subfields: History (21 journals (2.03%)), Thought/Methodology (43 journals (4.15%)).

Table 32: Journals in History and Thought/Methodology

History						Thought/Methodology					
Journal	Rk	Age	Class	Div.	<i>econ</i>	Journal	Rk	Age	Class	Div.	<i>econ</i>
j. of economic history	1	40	A	5.1	0.73	j. of evolutionary economics	1	18	B	17.5	0.59
explorations in eco. history	2	39	A	4.8	0.72	cambridge j. of economics	2	32	B	23.5	0.5
economic history review	3	18	A	3.8	0.76	economics and philosophy	3	24	B	8.1	0.65
european r. of eco. history	4	12	B	5.7	0.42	j. of economic issues	4	40	B	17.9	0.67
financial history review	5	12	C	2	0.23	j. of economic methodology	5	15	B	1.4	0.34
<i>business history</i>	6	17	C	2.5	0.16	american j. of eco. and sociology	6	40	B	25	0.69
australian eco. history review	7	40	C	7.9	0.25	history of political economy	7	40	C	3.2	0.31
<i>business history review</i>	8	40	C	2.5	0.16	j. of institutional economics	8	3	C	6.4	0.34
<i>enterprise and society</i>	9	9	C	3	0.09	review of political economy	9	17	C	14	0.3
j. of european eco. history	10	34	D	5.6	0.19	j. of the history of eco. thought	10	19	C	2.5	0.28
accounting, business and fin. history	11	9	D	4	0.07	review of social economy	11	40	C	20.5	0.27
rivista di storia eco.a, n.s.	12	23	D	4.3	0.14	j. of economic studies	12	26	C	33.4	0.31
scandinavian eco. history review	13	28	D	1.2	0.12	economie publique	13	6	C	29.5	0.33
<i>labor history</i>	14	40	D	3.4	0.04	review of austrian economics	14	17	C	9.7	0.23
historia eco.a e historia de empresas	15	11	D	5.9	0.03	r. of radical political eco.	15	40	C	21.7	0.21
zeitschrift fur unternehmensgeschichte	16	6	D	2.7	0.03	<i>critical review</i>	16	17	C	12.7	0.17
revista de historia economica	17	10	D	5.1	0.08	economia politica	17	40	C	36.2	0.14
revista de historia industrial	18	12	D	2.7	0.03	<i>science and society</i>	18	40	C	9.8	0.1
indian eco. and social history review	19	22	D	5.3	0.04	contributions to political economy	19	17	C	12.6	0.23
african economic history	20	25	D	3.8	0.06	division of labour and transaction costs	20	4	D	6.6	0.41
inter. j. of asian studies	21	5	D	6.5	0.04	evolutionary and institutional eco. review	21	5	D	4.9	0.15
						european j. of the history of eco. thought	22	16	D	3	0.22
						r. of eco. philosophy	23	2	D	5.1	0.14
						quarterly j. of austrian eco.	24	11	D	9.4	0.15
						history of economics review	25	15	D	3.7	0.2
						r. de economia institucional	26	10	D	35.2	0.09
						history of economic ideas	27	16	D	4	0.17
						inter. j. of app. eco. and ec.trics	28	8	D	36	0.18
						european j. of eco. and social systems	29	2	D	6.9	0.11
						cahiers d economie politique	30	13	D	6.7	0.11
						socio economic review	31	6	D	19	0.16
						economie et institutions	32	7	D	7.8	0.09
						revue de la regulation	33	2	D	10.1	0.06
						storia del pensiero eco.o: nuova serie	34	5	D	3.9	0.09
						il pensiero economico italiano	35	10	D	2.9	0.03
						humanomics	36	15	D	7	0.05
						j. of markets and morality	37	11	D	7.9	0.06
						energeia	38	6	D	1.6	0.04
						american r. of political economy	39	7	D	19.8	0.15
						intervention: european j. of eco. and eco. policies	40	1	D	23.8	0.12
						cuadernos de eco. national university of colombia	41	7	D	40.7	0.05
						ethics and economics	42	6	D	14.7	0.08
						history of economic thought	43	4	D	2.7	0.09

Journals in **bold** are in the economics category of *JCR*. Survey journals are in SMALL CAPS. Other *JCR* journals are in *italic*. Journals marked with an * are no longer referenced in the *EconLit* database.

C.8 Space: 63 journals (6.09%)

This field is further divided into three subfields: Urban/Regional (35 journals (3.38%)), Transport (16 journals (1.55%)), and Housing (12 journals (1.16%)).

Table 33: Journals in Urban/Regional

Urban/Regional					
	Journal	Rk	Age	Class	Div. <i>econ</i>
	j. of urban economics	1	32	A	19.1 0.71
	regional science and urban eco.	2	33	A	18.2 0.63
	j. of economic geography	3	8	A	19.6 0.5
	economic geography	4	40	B	32.5 0.58
	<i>j. of regional science</i>	5	40	B	16.8 0.34
	<i>urban studies</i>	6	38	B	14 0.16
	<i>regional studies</i>	7	33	B	18.6 0.17
	economic development quarterly	8	10	B	12.1 0.57
	<i>environment and planning a</i>	9	22	B	31.8 0.12
	<i>inter. regional science review</i>	10	30	B	11.8 0.25
	<i>growth and change</i>	11	39	C	27.8 0.23
	<i>annals of regional science</i>	12	25	C	14.5 0.24
	<i>papers in regional science</i>	13	14	C	14 0.2
	<i>inter. j. of urban and regional research</i>	14	13	C	17 0.07
	review of regional studies	15	38	C	7.2 0.24
	<i>urban affairs review</i>	16	4	C	15.6 0.06
	j. of geographical systems	17	10	C	12.2 0.09
BROOKINGS WHARTON P.	ON URBAN AFFAIRS	18	9	C	14.1 0.19
	j. of regional analysis and policy	19	13	D	15.6 0.2
	r. of regional research (jahrbuch...)	20	11	D	15.3 0.2
	r. of urban and regional dev. studies	21	13	D	20.3 0.17
	local economy	22	9	D	9.9 0.06
	investigaciones regionales	23	7	D	12 0.1
	canadian j. of regional science	24	17	D	13.2 0.09
	j. of real estate practice and education	25	11	D	8.4 0.17
	australasian j. of regional studies	26	14	D	12 0.13
	rivista eco.a del mezzogiorno	27	4	D	16.8 0.01
	community development journal	28	9	D	15.8 0.03
	inter. j. of innovation and regional dev.	29	1	D	9.5 0.02
	revue d economie regionale et urbaine	30	13	D	17.9 0.05
	revista de estudios regionales	31	4	D	14.4 0.06
	urban public eco. review	32	5	D	6.4 0.07
	scienze regionali/italian j. of regional science	33	7	D	3.4 0.06
	r. portuguesa de estudos regionais	34	6	D	21.5 0.04
	studies in regional science	35	6	D	33 0.06

Transport					
	Journal	Rk	Age	Class	Div. <i>econ</i>
	j. of transport eco. and policy	1	40	B	5 0.66
	<i>transportation research: part a</i>	2	10	C	3.2 0.1
	<i>transportation research: part b</i>	3	10	C	2.5 0.06
	<i>transportation research: part e</i>	4	12	C	10.1 0.15
	<i>telecommunications policy</i>	5	16	C	5.9 0.14
	<i>transportation</i>	6	14	C	3.4 0.09
	<i>transportation research: part d</i>	7	13	C	7.5 0.1
	<i>networks and spatial economics</i>	8	3	C	6.8 0.07
	inter. j. of transport eco.	9	25	C	7.7 0.2
	j. of transportation and statistics	10	11	D	2.6 0.1
	maritime policy and manag.	11	10	D	5.8 0.06
	maritime eco. and logistics	12	6	D	6.1 0.07
	j. of the transportation research forum	13	6	D	5.2 0.08
	cahiers scientifiques du transport	14	5	D	4.8 0.01
	info	15	10	D	6.8 0.07
	european transport/trasporti europei	16	4	D	6.2 0.1

Housing					
	Journal	Rk	Age	Class	Div. <i>econ</i>
	j. of real estate fn. and eco.	1	20	A	11.6 0.61
	real estate economics	2	14	B	8 0.63
	j. of housing economics	3	18	B	7.9 0.65
	j. of real estate research	4	15	C	7.2 0.28
	<i>housing policy debate</i>	5	19	C	10.2 0.13
	j. of real estate literature	6	16	C	8.2 0.2
	j. of housing research	7	16	C	8.3 0.36
	<i>housing studies</i>	8	13	C	5.9 0.06
	cityscape: a j. of policy dev. and research	9	15	C	10.2 0.17
	j. of property research	10	7	D	4.9 0.14
	european j. of housing policy	11	8	D	5.2 0.08
	j. of european real estate research	12	1	D	8.4 0.06

Journals in **bold** are in the economics category of *JCR*. Survey journals are in SMALL CAPS. Other *JCR* journals are in *italic*. Journals marked with an * are no longer referenced in the *EconLit* database.

C.9 Mankind 62 journals (5.99%)

This field is further divided into four subfields: Health (16 journals (1.55%)), Education (6 journals (0.58%)), Labour (27 journals (2.61%)) and Demography (13 journals (1.26%)).

Table 34: Journals in Health, Education, Labour, and Demography

Health						Labour					
Journal	Rk	Age	Class	Div.	<i>econ</i>	Journal	Rk	Age	Class	Div.	<i>econ</i>
j. of health economics	1	26	A	10.3	0.68	j. of labor economics	1	26	AA	14.4	0.73
health economics	2	13	A	8	0.67	j. of human resources	2	40	A	18	0.67
<i>health services research*</i>	3	10	B	6.1	0.1	labour economics	3	16	A	15.4	0.66
inter. j. of health care finance and eco.	4	8	B	9.7	0.37	<i>industrial and labor relations review</i>	4	40	A	12.9	0.33
economics and human biology	5	6	C	11.8	0.22	<i>industrial relations</i>	5	40	B	9.8	0.21
<i>inquiry</i>	6	29	C	8.5	0.15	j. of human capital	6	2	B	15.6	0.66
app. health eco. and health policy	7	7	C	9.2	0.24	<i>british j. of industrial relations</i>	7	34	B	3.8	0.18
<i>j. of health politics, policy and law</i>	8	11	C	7.7	0.09	labour	8	16	C	15.9	0.27
j. of mental health policy and eco.	9	11	C	6.3	0.16	<i>j. of labor research</i>	9	29	C	5.4	0.23
health eco., policy and law	10	3	C	7.6	0.23	<i>monthly labor review</i>	10	40	C	21	0.07
european j. of health eco.	11	6	C	8.1	0.12	<i>canadian public policy</i>	11	32	C	42.3	0.28
health care manag. science	12	11	C	6.1	0.13	australian j. of labour eco.	12	12	C	18.7	0.22
forum for health eco. and policy	13	3	C	8.7	0.41	<i>international labour review</i>	13	40	C	10.5	0.09
<i>social service review</i>	14	8	C	9.2	0.07	<i>european j. of industrial relations</i>	14	14	C	3.8	0.05
j. of happiness studies	15	9	D	4.8	0.07	j. for labour market research (zeitschrift...)	15	5	D	11.8	0.13
basic income studies	16	3	D	5.5	0.1	<i>eco. and industrial democracy</i>	16	19	D	6.2	0.07
health marketing quarterly	17	15	D	9.2	0.02	economie et statistique	17	4	D	26.2	0.09
						eco. and labour relations review	18	14	D	21.6	0.14
						industrielle beziehungen	19	3	D	3.2	0.09
						australian bulletin of labour	20	29	D	10.4	0.12
						travail et emploi	21	8	D	13.5	0.03
						formation emploi	22	5	D	10.1	0.01
						japan labor review	23	5	D	12.8	0.06
						perspectives on labour and income	24	15	D	16.4	0.05
						workingusa	25	12	D	5.1	0.04
						social security bulletin	26	36	D	9.1	0.06
						economia e lavoro	27	26	D	14.3	0.07

Demography					
Journal	Rk	Age	Class	Div.	<i>econ</i>
j. of population economics	1	20	A	18.8	0.66
<i>demography</i>	2	36	B	10	0.13
<i>population and dev. review</i>	3	34	B	11.6	0.14
feminist economics	4	14	B	18.9	0.62
r. of eco. of the household	5	6	B	13.5	0.41
<i>population studies</i>	6	36	C	9.7	0.09
<i>population research and policy review</i>	7	21	C	13	0.11
<i>studies in family planning</i>	8	9	C	13.8	0.05
r. of black political economy	9	30	C	13.4	0.22
j. of family and eco. issues	10	10	D	15.9	0.09
<i>population</i>	11	4	D	11.8	0.03
indian j. of gender studies	12	10	D	18.8	0.02
<i>population bulletin</i>	13	15	D	15.3	0.04

Education					
Journal	Rk	Age	Class	Div.	<i>econ</i>
economics of education review	1	25	A	4.8	0.67
education economics	2	16	B	4.9	0.36
education finance and policy	3	3	C	3.7	0.37
j. of education finance	4	10	D	3.8	0.13
j. of higher education policy and manag.	5	10	D	2.7	0.03
j. of educational planning and administration	6	6	D	7.2	0.06

Journals in **bold** are in the economics category of *JCR*. Survey journals are in SMALL CAPS. Other *JCR* journals are in *italic*. Journals marked with an * are no longer referenced in the *EconLit* database.

C.10 Econometrics: 26 journals (2.51%)

Table 35: Journals in Econometrics

Journal	Rk	Age	Class	Div.	<i>econ</i>	Journal	Rk	Age	Class	Div.	<i>econ</i>
j. of econometrics	1	30	AA	5.8	0.72	<i>math. methods of operations research</i>	14	14	C	7.1	0.11
j. of business and eco. statistics	2	26	A	16.3	0.66	<i>j. of applied statistics</i>	15	13	C	8.6	0.07
j. of applied econometrics	3	23	A	19	0.7	asta: advances in statistical analysis	16	2	C	9	0.19
econometric theory	4	19	A	2.7	0.75	<i>statistical papers</i>	17	14	C	4.6	0.13
<i>j. of the american statistical asso.</i>	5	40	A	6.8	0.2	computational manag. science	18	5	C	12.8	0.11
econometric reviews	6	27	A	4.6	0.58	<i>metrika</i>	19	14	C	3.4	0.06
econometrics journal	7	11	B	4.5	0.52	FOUND. AND TRENDS IN EC.TRICS	20	4	D	1.5	0.23
stud. in nonlin. dyn. and ec.trics	8	13	B	17	0.61	quantile	21	3	D	1.1	0.3
<i>inter. j. of forecasting</i>	9	23	B	5.2	0.24	statistical methods and applications	22	5	D	8.2	0.06
<i>j. of forecasting</i>	10	8	B	7.4	0.3	statistical inference for stochastic processes	23	3	D	2.7	0.06
computational economics	11	16	B	10	0.32	bulletin of statistics and eco.	24	2	D	5.5	0.04
j. of eco. and social measurement	12	24	C	6.3	0.26	statistical journal	25	27	D	1.4	0.07
<i>test</i>	13	3	C	2.3	0.12	j. of the chinese statistical association	26	4	D	8.7	0.05

Journals in **bold** are in the economics category of *JCR*. Survey journals are in SMALL CAPS. Other *JCR* journals are in *italic*. Journals marked with an * are no longer referenced in the *EconLit* database.

D CL2009 without the *econ* correction

Tables 36 to 37 list the top 240 journals when the *econ* correction is not applied. Many journals with low *econ* percentage are moving up. The *J. of Finance* is second instead of tenth (see Table 15). Similarly, *J. of the American Statistical Asso.* moves up from rank 56 to rank 10 and *American Political Science Review* from 60th to 12th.

On the other hand, the ranks of the economics category *JCR* journals do not change much and the ranking with or without the *econ* correction are globally consistent, which can be viewed as another robustness check of our methodology. In particular, the Spearman correlation coefficient between both ranking is 0.93.

Table 36: Top 120 journals for the *CL-index* without the *econ* correction

Journal	Rk	Score	Journal	Rk	Score
quarterly j. of economics	1	3.5	mathematical finance	61	74.38
<i>j. of finance</i>	2	3.69	economic theory	62	75.25
american economic review	3	3.88	inter. j. of industrial orga.	63	75.63
j. of political economy	4	4.56	american j. of agri. eco.	64	76.38
econometrica	5	5.13	<i>industrial and labor relations review</i>	65	76.88
j. of financial economics	6	5.94	<i>j. of inter. money and finance</i>	66	77.19
review of economic studies	7	10.19	j. of industrial economics	67	78.06
j. of monetary economics	8	12	economics letters	68	79.19
<i>review of financial studies</i>	9	12.88	<i>j. of inter. business studies</i>	69	80.75
<i>j. of the american statistical asso.</i>	10	12.88	ecological economics	70	81.13
r. of economics and statistics	11	13	review of finance	71	81.61
<i>american political science review</i>	12	15.44	j. of economic history	72	82.75
j. of econometrics	13	16	scandinavian j. of economics	73	83.38
j. of economic theory	14	17.81	<i>j. of financial intermediation</i>	74	83.69
economic journal	15	18.06	oxford economic papers	75	84.44
j. of the european eco. association	16	19.58	j. of empirical finance	76	84.68
j. of inter. economics	17	20.94	industrial and corporate change	77	85.25
rand j. of economics	18	21.44	j. of risk and uncertainty	78	85.81
j. of public economics	19	22.25	J. OF ECONOMIC PERSPECTIVES	79	88.69
european economic review	20	25.75	public choice	80	89.94
j. of accounting and economics	21	28.5	<i>j. of peace research</i>	81	90
<i>international orga.</i>	22	28.5	j. of eco. and manag. strategy	82	92.44
j. of labor economics	23	28.81	economica	83	94.69
international economic review	24	31.19	<i>urban studies</i>	84	95.5
games and economic behavior	25	33.63	canadian j. of economics	85	96.44
j. of business and eco. statistics	26	33.94	J. OF ECONOMIC LITERATURE	86	98.5
<i>j. of business*</i>	27	35.13	<i>environment and planning a</i>	87	98.94
j. of health economics	28	39.69	j. of mathematical economics	88	101.3
<i>j. of consumer research</i>	29	40.69	<i>review of accounting studies</i>	89	102.1
j. of money, credit, and banking	30	41.44	<i>experimental economics</i>	90	102.3
j. of development economics	31	42.13	regional science and urban eco.	91	103.3
<i>demography</i>	32	42.31	j. of comparative economics	92	103.6
j. of human resources	33	43	<i>public administration review</i>	93	103.9
<i>water resources research*</i>	34	43.63	macroeconomic dynamics	94	104.3
<i>j. of accounting research</i>	35	47.38	labour economics	95	104.8
<i>j. of marketing research*</i>	36	47.75	<i>inter. j. of production eco.</i>	96	105.1
j. of law and economics	37	50.5	j. of common market studies	97	106.9
j. of fin. and quanti. analysis	38	50.5	land economics	98	107.6
<i>j. of conflict resolution*</i>	39	51.88	j. of economic geography	99	107.8
world development	40	52.19	<i>j. of financial markets</i>	100	110.1
<i>accounting review</i>	41	52.19	economic inquiry	101	111.4
j. of urban economics	42	53	oxford bull. of eco. and statistics	102	111.6
<i>j. of marketing*</i>	43	54.81	<i>pharmacoeconomics*</i>	103	111.7
<i>marketing science</i>	44	56.69	<i>regional studies</i>	104	113.3
j. of env. eco. and manag.	45	57.88	<i>j. of policy analysis and manag.</i>	105	113.6
j. of eco. behavior and orga.	46	58.25	eco. dev. and cultural change	106	113.9
j. of economic growth	47	60.13	<i>transportation research: part a</i>	107	114.9
j. of eco. dyna. and control	48	60.31	<i>china quarterly</i>	108	117
<i>research policy</i>	49	64.13	<i>contemporary accounting research</i>	109	118.1
j. of applied econometrics	50	65.81	<i>j. of corporate finance</i>	110	119.4
<i>health services research*</i>	51	66.81	economy and society	111	119.6
<i>transportation research: part b</i>	52	69.13	j. of population economics	112	119.6
<i>population and dev. review</i>	53	69.69	<i>financial manag.</i>	113	119.9
<i>j. of the royal statistical society: series a</i>	54	70.31	env. and resource economics	114	119.9
j. of law, eco., and orga.	55	71.38	<i>california manag. review*</i>	115	120.6
health economics	56	71.56	r. of international economics	116	120.7
j. of banking and finance	57	72.31	insurance: math. and economics	117	122.8
review of economic dynamics	58	72.75	<i>j. of legal studies</i>	118	123
econometric theory	59	73.63	econometric reviews	119	123.3
<i>finance and stochastics</i>	60	73.75	j. of financial econometrics	120	123.3

Journals in **bold** are in the economics category of *JCR*. Survey journals are in SMALL CAPS. Other *JCR* journals are in *italic*. Journals marked with an * are no longer referenced in the *EconLit* database.

Table 37: Top 121-240 journals for the *CL-index* without the *econ* correction

Journal	Rk	Score	Journal	Rk	Score
economics of education review	121	123.4	j. of financial research	181	175.8
european j. of political economy	122	125.9	quanti. marketing and eco.	182	176.2
<i>j. of development studies</i>	123	126.8	<i>political science quarterly*</i>	183	178.1
<i>quanti. finance</i>	124	126.8	economics and politics	184	179
<i>social science quarterly</i>	125	129.1	economic history review	185	179.1
world economy	126	130.4	<i>environment and dev. economics</i>	186	179.8
review of income and wealth	127	131.2	<i>networks and spatial economics</i>	187	180.1
european financial manag.	128	132.9	<i>j. of applied statistics</i>	188	180.2
<i>industrial relations</i>	129	133.3	<i>michigan law review</i>	189	181.1
national tax journal	130	133.6	j. of transport eco. and policy	190	181.6
explorations in eco. history	131	133.9	j. of business finance and accounting	191	182.4
applied economics	132	134.1	<i>r. of international studies</i>	192	182.8
j. of productivity analysis	133	134.6	<i>inter. regional science review</i>	193	185
<i>inter. j. of forecasting</i>	134	135.6	eco. (latin amer. and carib. eco. asso.)	194	185.5
<i>j. of regional science</i>	135	136.3	<i>yale law journal</i>	195	185.7
social choice and welfare	136	136.4	j. of economic inequality	196	185.8
<i>american statistician*</i>	137	136.4	managerial and decision eco.	197	186.3
j. of real estate fin. and eco.	138	137.5	j. of housing economics	198	186.4
econometrics journal	139	137.5	<i>conflict manag. and peace science</i>	199	186.6
inter. tax and public finance	140	137.8	<i>telecommunications policy</i>	200	186.8
j. of regulatory economics	141	139.8	j. of the jap. and inter. economics	201	187.9
inter. j. of game theory	142	139.9	j. of technology transfer	202	188.1
energy journal	143	142.1	<i>global networks*</i>	203	188.7
<i>british j. of industrial relations</i>	144	142.6	<i>or spectrum</i>	204	188.8
j. of fin. services research	145	144.8	scottish j. of political economy	205	192.3
<i>monthly labor review</i>	146	145.1	FOREIGN AFFAIRS	206	193.4
<i>european j. of inter. relations</i>	147	147.8	economic record	207	193.9
southern economic journal	148	147.9	r. of quanti. finance and accounting	208	194.8
american law and eco. review	149	149.5	j. of macroeconomics	209	195.2
china economic review	150	149.8	<i>metrika</i>	210	195.4
cesifo economic studies	151	150.1	<i>housing policy debate</i>	211	196.1
<i>studies in family planning</i>	152	150.6	review of network economics	212	197.6
agricultural economics	153	150.8	j. of investment manag.	213	198
economic geography	154	151	european r. of agri. eco.	214	198.6
<i>inter. j. of urban and regional research</i>	155	153.1	<i>test</i>	215	199.3
j. of economic psychology	156	153.4	j. of derivatives	216	199.5
<i>transportation</i>	157	153.8	information eco. and policy	217	199.8
empirical economics	158	153.9	<i>j. of forecasting</i>	218	200.1
<i>population studies</i>	159	153.9	<i>housing studies</i>	219	200.6
<i>urban affairs review</i>	160	155.6	<i>transportation research: part d</i>	220	200.8
energy economics	161	157.6	european r. of eco. history	221	201.2
<i>development and change</i>	162	158.4	north american j. of eco. and finance	222	202.4
j. of public economic theory	163	159.1	quarterly r. of eco. and finance	223	203.8
resource and energy economics	164	159.1	theoretical economics	224	205.8
r. of inter. political economy	165	159.4	BROOKINGS P. ON ECO. ACTIVITY	225	206.3
small business economics	166	161.6	annales d economie et de statistique	226	206.3
<i>j. of health politics, policy and law</i>	167	162.1	<i>growth and change</i>	227	206.8
economics of transition	168	162.3	<i>american historical review*</i>	228	207.6
food policy	169	162.8	financial review	229	208.1
<i>mathematical social sciences</i>	170	166.8	comparative economic studies	230	209
j. of risk and insurance	171	166.9	<i>nonprofit and voluntary sector quarterly</i>	231	209.6
<i>transportation research: part e</i>	172	168.1	WORLD BANK ECONOMIC REVIEW	232	209.8
<i>j. of business research*</i>	173	168.3	<i>j. of inter. economic law</i>	233	209.8
r. of development economics	174	170.1	j. of agricultural economics	234	210.1
kyklos	175	170.4	inter. r. of law and economics	235	210.2
cambridge j. of economics	176	171.6	j. of economics and business	236	210.3
j. of evolutionary economics	177	171.8	german economic review	237	210.3
review of industrial orga.	178	172.1	<i>climate policy</i>	238	210.4
real estate economics	179	173.8	emerging markets review	239	211.1
eco. of innovation and new technology	180	174.9	j. of eco. (zeitschrift...)	240	211.4

Journals in **bold** are in the economics category of *JCR*. Survey journals are in SMALL CAPS. Other *JCR* journals are in *italic*. Journals marked with an * are no longer referenced in the *EconLit* database.