



HAL
open science

Ecological intuition versus economic "reason"

Roger Guesnerie, Jean-Michel Lasry, Olivier Guéant

► **To cite this version:**

Roger Guesnerie, Jean-Michel Lasry, Olivier Guéant. Ecological intuition versus economic "reason". 2009. halshs-00575067

HAL Id: halshs-00575067

<https://shs.hal.science/halshs-00575067>

Preprint submitted on 9 Mar 2011

HAL is a multi-disciplinary open access archive for the deposit and dissemination of scientific research documents, whether they are published or not. The documents may come from teaching and research institutions in France or abroad, or from public or private research centers.

L'archive ouverte pluridisciplinaire **HAL**, est destinée au dépôt et à la diffusion de documents scientifiques de niveau recherche, publiés ou non, émanant des établissements d'enseignement et de recherche français ou étrangers, des laboratoires publics ou privés.



PARIS SCHOOL OF ECONOMICS
ÉCOLE D'ÉCONOMIE DE PARIS

WORKING PAPER N° 2009 - 47

Ecological intuition versus economic "reason"

Olivier Guéant

Roger Guesnerie

Jean-Michel Lasry

JEL Codes: D61, H41, H43, O4, Q2

**Keywords: Discount rate, ecological discount rate,
environmental goods, relative prices, irreversible damage,
precautionary principle**



PARIS-JOURDAN SCIENCES ÉCONOMIQUES
LABORATOIRE D'ÉCONOMIE APPLIQUÉE - INRA



48, Bd JOURDAN – E.N.S. – 75014 PARIS
TÉL. : 33(0) 1 43 13 63 00 – FAX : 33 (0) 1 43 13 63 10
www.pse.ens.fr

CENTRE NATIONAL DE LA RECHERCHE SCIENTIFIQUE – ÉCOLE DES HAUTES ÉTUDES EN SCIENCES SOCIALES
ÉCOLE NATIONALE DES PONTS ET CHAUSSÉES – ÉCOLE NORMALE SUPÉRIEURE

Ecological intuition versus Economic “reason”*

Olivier Guéant, Roger Guesnerie, Jean-Michel Lasry

October 28th, 2009

Abstract

This article discusses the discount rate to be used in projects that aimed at improving the environment. The model has two different goods, one is the usual consumption good whose production may increase exponentially, the other is an environmental good whose quality remains limited. The stylized world we describe is fully determined by four parameters, reflecting basic preferences "ecological" and intergenerational concerns and feasibility constraints.

We define an ecological discount rate and examine its connections with the usual interest rate and the optimized growth rate. We discuss, in this simple world, a variety of forms of the precautionary principle.

Résumé

Cet article discute des taux d'actualisation à utiliser pour l'évaluation de projets visant à améliorer l'environnement à long terme. Il y a deux biens dans le modèle, un bien privé susceptible d'être multiplié de façon exponentielle, un bien environnemental, disponible en quantités limitées. Nous décrivons un monde stylisé dans lequel quatre paramètres reflètent les préférences entre les consommations, les considérations d'équité inter-générationnelle et les contraintes de faisabilité. Nous définissons un taux d'actualisation écologique et le comparons avec les taux d'intérêt habituels et les taux de croissance. Nous discutons, dans ce monde simplifié toute une série de formes du principe de précaution.

*We thank for useful comments on a previous version Ivar Ekeland, Vincent Fardeau, Thomas Piketty, Bertrand Villeneuve and Martin Weitzman. We also acknowledge useful exchange on this subject with Gary Becker, Steve Murphy and Joseph Stiglitz.

1 Introduction

Environmentalists have often dismissed the economists' approach of environmental problems, more especially when long term issues are at stake. On the one hand, what may be called "ecological intuition" puts high priority on the long run preservation of the environment. On the other hand, the cost-benefit analysis promoted from economic reasoning calls for the use of discount rates that apparently lead to dismiss the long run concerns. The climate issue is the most recent avatar of the clash between "ecological intuition" and "economic reason": in sharp contrast with most environmentalists and many climatologists' sensitivity, the computations based on Nordhaus (1993) suggest lenient climate policies. And although Nordhaus has made cautious warning, some of his less cautious readers (Lomborg (2001)) claim that their fight against climate policies proceeds from "economic reason". Although the Stern review (2006) has changed the tone of the debate, it is clear that Stern's views of "economic reason" and of the subsequent cost-benefit analysis, is not broadly accepted in the profession.

The present paper attempts to retackle the clear antagonism between the two sides from a simple model, that has been recurrently evoked in the economists' debate, (see Krautkramer (1987), Heal, (1998)) but the relevance of which in the present debate has been recently more systematically stressed by Guesnerie (2004) and Hoel and Sterner (2007) and Sterner and Persson (2007). The model assumes that there are two goods at each period: the environment, a non-market good available in finite quantity and standard aggregate consumption, which is allowed to grow for ever. The opposition between a finite level of environmental good and an increasing level of consumption good echoes a core determinant of the "ecological" sensitivity: sites, lands, seashores, species are finitely available on the planet. On the contrary, modern optimism, based on the "economics" of past growth performance, leads to believe that consumption of the so-called private goods may be multiplied without limit.

We discuss the long run cost-benefit analysis issues that arise within a model, that has indeed two goods, the two goods being associated with aggregate consumption and aggregate environmental quality. As emphasized in Guesnerie (2004), in such a setting, cost-benefit analysis has to stress, not only the standard discount rates but also, *the "ecological" discount rate*, the evolution of which reflects the relative price of environment vis à vis the standard private good¹. The simple infinite horizon world under scrutiny is entirely described by *four parameters*.

The first parameter describes how substitutable are the standard and environmental good in producing welfare. Opinions on the value of this parameter may differ and lead to oppose a "moderate" environmentalist and a "radical" environmentalist. The second parameter is the classical elasticity of marginal utility which allows to assess the extent to which welfare is subject to satiety,

¹It is well known that in an n-commodity world, there are as many discount rates as there are goods (see Malinvaud (1953); for a general appraisal of this question)

and which classically determines the intertemporal "resistance to substitution", or in a risky context, "relative risk-aversion". The third parameter is a pure rate of time preference which, in this setting measures, the degree of intergenerational altruism of the agents. The last parameter is an interest rate which in the logic of a simple endogenous growth context (of the AK type) indicates to which extent one can transfer consumption between periods and generations. It is here a sufficient statistics for describing the intertemporal production possibilities. .

Within this model, the research agenda is most clear: we have to understand how the various parameters under consideration affect the trade-off between present and future consumption, whether it is standard or "environmental" consumption. In the latter case, the trade-off is reflected in *the "ecological" discount rates* supporting the optimal policy: its values allow to stress in a somewhat synthetical way, the difference between the "moderate" and the "radical" ecological viewpoints.

The paper proceeds as follows.

Part 1 of the paper presents the basic model, but abstract from the "feasibility" constraints, by putting emphasis on an exogenous growth path of private consumption: it adopts the "reform viewpoint" which provides a good introduction to the optimization approach of Part 2.

Part 2 indeed characterizes the optimal growth policy under the assumption that environmental quality remains constant over time. The analysis allows to derive both the time pattern of optimal growth rates of private consumption and of the "ecological discount rates". It leads to put emphasis on different "yield" curves.

Part 3 attempts to answer a number of questions relating with the so-called precautionary principle: how much should the present generation be willing to pay to avoid an irreversible damage to the environment that will take place soon or on the contrary at some later date ? The question makes sense in a deterministic context where the nature and extent of the damage is well ascertained ex-ante. When the scientific evidence is lacking, the damage has to be viewed as uncertain: such an uncertainty, that will be ex-post truly revealed, is reflected here in different ex-ante evaluations of the environmental concern made by the moderate and the radical environmentalist. We stress three versions of the extent of "precaution" imbedded into our analysis. The first one stresses the maximal willingness to pay of a society for avoiding a deterministic irreversible damage. When damages to-day are truly uncertain, we stress first a "weak precautionary principle", which is reminiscent when "ecological" discount rates matter of Weitzman's classical argument (2001) on long run standard discount rates, and, second and finally, a strong "precautionary" principle, which we view as the most striking result of this paper.

The connections of the paper with the literature are as follows. Models with two-goods include Heal (1998). The model of the paper is the one considered in Guesnerie (2004), and the argument exploits the findings of this paper. It also uses some of the insights of Hoel-Sterner (2007) and Persson-Sterner (2007), who have examined the same model and, mainly in Part 2, some further insights of Guéant-Lasry-Zerbib (2007). All these papers refer to the concept of "ecological

discount rates” emphasized in Guesnerie (2004), a concept that has also been stressed in a somewhat more complex setting than ours, and with a different focus, by Gollier (2008). Note also that the importance of substitutability, which we emphasize here, has been stressed earlier in Neumayer (2002) and Gerlagh-Van der Zwann (2002).

Note that the views presented here on discounting and precaution have a motivation closely connected to the one of Weitzman (2009). However our emphasis is on relative prices effects: even if we put emphasis on the uncertainty that surrounds the long run environmental issues and on the weight to be put on the bad case, we do not stress "fat tails".

Part I

Model and preliminary insights.

1.1 Goods and Preferences.

We are considering a world with two goods. Each of them has to be viewed as an aggregate. The first one is the standard aggregate private consumption of growth models. The second one is called the environmental good. Its “quantity” provides an aggregate measure of “environmental quality” at a given time. It may be viewed as an index reflecting biodiversity, the quality of landscapes, nature and recreational spaces, the quality of climate, the availability of water².

We call x_t the quantity of private goods available at period t , and y_t the level of environmental quality at the same period. Generation t , that lives at period t only, has ordinal preferences, represented by a concave, homogenous of degree one utility function:

$$v(x_t, y_t) = \left[x_t^{\frac{\sigma-1}{\sigma}} + y_t^{\frac{\sigma-1}{\sigma}} \right]^{\frac{\sigma}{\sigma-1}}$$

However, the measurement of cardinal utility, on which intertemporal judgments of welfare will be made, involves an iso-elastic function.

$$V(x_t, y_t) = \frac{1}{1-\sigma'} v(x_t, y_t)^{1-\sigma'}$$

The above modelling calls for the following comments that concern respectively v and V .

- Concerning v , we have to stress several points, the first two ones concerning the symmetry of the model.

² As we shall do in a companion paper later, we may view it, in a broader way, as integrating many non-markets dimensions of welfare, for example the non-market costs of migrations, health problems relating to climate change.

The reader has noted that both x_t and y_t appear with the same coefficient in the function v . However this is without loss of generality for example as soon as we keep control of the freedom in the measurement³ of y_t .

Giving the same weight to the private good index and to the environmental quality index is a matter of notational convenience. However, leaving this weight constant across time, and in fact, what matters *non vanishing*, is a substantive assumption. It implies in particular that the concern for environmental goods does not shrink, as it would in a world where all private and environmental goods would be symmetric and where the number of private goods would increase indefinitely. The present assumption on the symmetric role of x and y is intended to reflect the fact that we “only have one planet”, the preservation of which is not, and will never be, a point of minor concern for its inhabitants, whatever their ability to produce large quantities of new private goods. Even, if the specific modelling is crude, this point seems well taken for our purpose in the sense that we do not deny *a priori* the soundness of “ecological intuition”.

A CES utility function, where σ is the elasticity of substitution, describes a specific pattern of substitution, which is special but easy to grasp. As the reader will easily check, a key insight into the present formulation is the following: the marginal willingness to pay - in terms of the private good - for the environmental good is $(\partial_2 V)/(\partial_1 V) = (x/y)^{1/\sigma}$. This can be viewed as the implicit price of the environmental good. When the *ratio environmental quantity (here quality) over private good quantity decreases by one per cent the marginal willingness to pay for the environmental good, or its implicit price, increases by $(1/\sigma)$ per cent*. Equivalently, looking at compensated choices, i.e. substitution along an indifference curve we see that when the ratio of the (implicit) price of the environmental good over price of the private good decreases by one per cent, then the ratio quantity (here quality) of the environmental good over quantity of the private good increases by σ per cent. It follows that if, as we often suppose in the following, environmental quality is constant and equals \bar{y} , and the private good consumption increases at the rate g , then the marginal willingness to pay for the environmental good increases at the rate (g/σ) , which is greater (resp. smaller) than g , if σ is smaller (resp. greater) than one. Let us remember also that existing studies

³Indeed, as we shall see later, one can define at each period a “green GDP”, (the product of the implicit price of the environmental good by its quantity) and the standard GDP, (the product of the quantity of private goods by its price). The ratio of green GDP over the standard GDP is indeed, see below, $(\frac{y_t}{x_t})^{1-\frac{1}{\sigma}}$, and, once we know σ , we may calibrate the model, i.e. choose the units of measurement of the environmental good by assessing the relative value of green GDP at the first period. This analysis would however have to be qualified in the limit Cobb-Douglas case ($\sigma = 1$) where the share of green GDP vis à vis standard GDP does depend on the coefficient of the Cobb-Douglas function.)

on environment often suggest that it is a “luxury” good in the sense that the marginal willingness to pay increases more than wealth or income. Now, the number $y \left(\frac{x}{y} \right)^{\frac{1}{\sigma}}$ may be called the “green” GDP: note that it grows indefinitely whenever x grows indefinitely, if, as we suppose here, y remains finite. Note also that the ratio of “green” GDP over standard GDP is $\rho = \left(\frac{y}{x} \right)^{1 - \frac{1}{\sigma}}$ and the ratio of green GDP to total GDP is: $\lambda = \frac{\rho}{1 + \rho}$.

- Let us come to V . The marginal utility of a “util” of v , takes the form $v^{-\sigma'}$: when v increases by one per cent, marginal cardinal utility decreases by σ' per cent. This is the standard coefficient linked to intertemporal elasticity of substitution ($\frac{1}{\sigma'}$), relative risk aversion (σ') or intertemporal resistance to substitution.

1.2 Social welfare

Social welfare is evaluated as the sum of generational utilities. In line with the argument of Koopmans, we adopt the standard utilitarian criterion:

$$\frac{1}{1 - \sigma'} \sum_{t=0}^{+\infty} e^{-\delta t} v(x_t, y_t)^{1 - \sigma'}$$

Two comments can be made:

- The coefficient δ is a pure rate of time preference. Within the normative viewpoint which we mainly stress here, the fact that this coefficient is positive has been criticized, for example by Ramsey who claims that this is “ethically indefensible and arises merely from the weakness of the imagination” or Harrod (1948) who views that as a “polite expression for rapacity and the conquest of reason by passion”. Reconciling these feelings with Koopmans’ argument⁴ leads however to accept a positive and small δ , the smaller, the more “ethical considerations become preponderant”: along the “ethical” line of argument, it has been argued that the number might be viewed as the probability of survival of the planet⁵.
- We may view the coefficient σ' , as a purely descriptive one, reflecting intertemporal and risk behavior, or as a partly normative coefficient, reflecting the desirability of income redistribution across generations. This is the more frequent interpretation we stress in the paper: a low (resp. high) σ' reflects little (resp. a lot of) concern for intergenerational equality.

⁴ “Overtaking” would be another, different, way to proceed.

⁵ This argument is more satisfactory when we model adequately the uncertainty of the problem. Within a deterministic framework, a higher δ may sometimes be a proxy for the inappropriate treatment of uncertainty.

At this stage, something more can be said on the philosophy of the approach taken here.

We have adopted a stylized description of the trade-off between environmental quality and private consumption. We recognize that the modelling of the trade-off, (depending at every period on a single parameter, and more importantly, the same across time), is crude. However if the degree of substitutability between standard consumption good and environment is fixed, we leave its value open. At this stage, we do not decide whether σ is smaller, a plausible short run hypothesis⁶, or greater than one, and we leave it fixed. We associate a high σ , (resp. low σ) to a moderate, (resp. radical) environmentalist's viewpoint, the dividing line being obviously $\sigma = 1$.

At this stage, one should give some insights on the qualitative differences between the cases $\sigma > 1$ and $\sigma < 1$, i.e. between the opinions we attribute respectively to the "moderate" and the "radical" environmentalists. These differences echo the views that shape the understanding of the future long run usefulness of environmental quality when compared to private consumption.

We have:

$$v(x_t, y_t) = x_t \left[1 + \left(\frac{y_t}{x_t} \right)^{\frac{\sigma-1}{\sigma}} \right]^{\frac{\sigma}{\sigma-1}}$$

First, let us consider $\sigma > 1$ ⁷. Now, v grows as x_t whenever $\frac{y_t}{x_t}$ tends to zero and social marginal utility of consumption will decrease at σ' times the growth rate of v , which is the growth rate of consumption. The asymptotic relative contribution of environment to welfare is vanishing and similarly, the Green GDP becomes small when compared to standard GDP. As we shall see later recurrently, the moderate environmentalist is very moderate in the long run.

On the contrary, in the case where $\sigma < 1$ ⁸, it is useful to write:

$$v(x_t, y_t) = y_t \left[1 + \left(\frac{y_t}{x_t} \right)^{\frac{1-\sigma}{\sigma}} \right]^{\frac{\sigma}{\sigma-1}}$$

In that case, (reminding that $\frac{\sigma}{\sigma-1} < 0$), v does not grow any longer indefinitely with x_t , but tends to \bar{y} . Then, social marginal utility of consumption tends to zero as $x^{-1/\sigma}(\bar{y}^{1/\sigma - \sigma'})$ that is at a speed independent of σ' . The increase in the consumption of private goods still contributes to welfare but with an asymptotic limit associated with the level of environmental quality. Standard GDP becomes small with respect to Green GDP.

⁶Since, again, the marginal willingness for environmental amenities seems to grow faster than private wealth. (see Krutilla J. Cichetti C. (1972))

⁷For example, with $\sigma = 2$

$$v(x_t, y_t) = x_t \left[1 + \left(\frac{y_t}{x_t} \right)^{(1/2)} \right]^2$$

⁸For $\sigma = 1/2$,

$$v(x_t, y_t) = y_t \left[1 + \left(\frac{y_t}{x_t} \right) \right]^{(-1)}$$

We will argue later that the problem under scrutiny is dominated by uncertainty, and that such an uncertainty is decisively reflected in our framework through what is, in our stylized framework, the summary statistics of the desirability of a good environment, i.e. the parameter σ . At this stage, we focus attention on the deterministic cases and emphasize the differences. First, it is useful to search for some intuition of the argument, by understanding what goes on at the margin of some economic trajectory. We shall then look at the intertemporal social optimum in a most elementary endogenous growth model.

2 Preliminaries: Investigation around a simple reference trajectory.

2.1 The reference trajectory, first definitions and insights.

In order to give some intuition on the question of discount rates, we shall consider a reference trajectory of the economy where environmental quality is fixed at the level \bar{y} and where the sequence of private goods consumption denoted x_t^* is also given (we often assume that the growth rate g of consumption is itself fixed). Note that our formulation, at least at this stage, does not assume either “limits to growth” due to the finite ecological resources nor even deterioration of the ecological production due to growth.

The question we examine is: what are the discount rates, standard interest rate for private goods, i.e. the return to private capital r_t , and what we call the ecological rate for environmental goods implicit to the fixed trajectory ?

We shall first investigate the implicit discount factors at the margin of our reference trajectory, with fixed environmental quality and exponential growth. We sometimes refer to this approach as the “reform” viewpoint. In the next section, we shall then take the optimization viewpoint and stress connections between the present reference trajectory and a socially optimal trajectory.

The reference trajectory $*$ has consumption growing at the rate g_t^* (by definition $x_{t+1}^* = e^{g_t^*} x_t^*$) and the environmental quality equal to \bar{y} .

We want to compute the implicit discount rates that sustain this trajectory, that is the discount rates that make it locally optimal.

Definition 1 *The implicit discount rate for private good between periods t and $t + 1$, is r_t^* such that*

$$e^{-r_t^*} = e^{-\delta} \frac{\partial_1 V(x_{t+1}, \bar{y})}{\partial_1 V(x_t, \bar{y})}$$

where $\partial_1 V(x, y) = \left[x^{\frac{\sigma-1}{\sigma}} + y^{\frac{\sigma-1}{\sigma}} \right]^{\left(\frac{1-\sigma\sigma'}{\sigma-1} \right)} x^{-\frac{1}{\sigma}}$.

The discount rate between periods 0 and T is then classically defined as :

$$R^*(T) = \frac{1}{T} \sum_{t=0}^{T-1} r_t^*$$

The discount rate $R^*(T)$ tells us, as is standard, that one unit of consumption at period t , is (socially) equivalent to $e^{-TR^*(T)}$ today.

We introduce the ecological discount rate, which as stressed in Guesnerie (2004), is the discount rate specific to the commodity environment⁹.

Definition 2 *The ecological implicit discount rate between two consecutive periods is β_t^* defined by:*

$$e^{-\beta_t^*} = e^{-\delta} \frac{\partial_2 V(x_{t+1}, \bar{y})}{\partial_2 V(x_t, \bar{y})}$$

The discount rate between periods 0 and T is:

$$B^*(T) = \frac{1}{T} \sum_{t=0}^{T-1} \beta_t^*$$

The ecological discount rate tells us that one marginal improvement of environment today is socially equivalent to $e^{-TB^*(T)}$ of the same improvement occurring at period T . It implies that the present generation, when viewing an improvement of environment occurring at period T , (improvement supposed, for example, to be triggered by some present spending), *should compare the present cost with the discounted value, (discounted with the ecological discount rate), of the present marginal willingness to pay for the same improvement today.* (This is what is called “standard” ecological cost-benefit analysis by Guesnerie (2004)).

In other words, the *cut-off maximal cost* that the society is willing to incur for a unit improvement of the environmental quality at period T , i.e. $e^{-TB^*(T)}C^*(0)$ where $C^*(0)$ is the willingness to pay of the present generation (indeed here, $(y(0)/x(0))^{-1/\sigma}$) for the same unit environmental improvement.

2.2 Implicit discount rates along the reference trajectory.

We can now provide explicit formulas for our implicit discount rates along the reference trajectory that has been introduced.

Proposition 3 *Along our reference trajectory, $x_0^*, \dots, x_{t+1}^* = e^{g_t^*} x_t^*, \dots$*

- *the implicit private discount rate for the private good between periods t and $t + 1$ can be equivalently written as,*

either:

$$r_t^* = \delta + g_t^* \sigma' + \frac{1-\sigma\sigma'}{\sigma-1} \ln \left(\frac{1+\rho_t^*}{1+\rho_{t+1}^*} \right)$$

or $r_t^ = \delta + g_t^* / \sigma + \frac{1-\sigma\sigma'}{\sigma-1} \ln \left(\frac{1+\rho_t^{*-1}}{1+\rho_{t+1}^{*-1}} \right)$ where $\rho_t = \frac{y_t \partial_2 V}{x_t \partial_1 V} = \left(\frac{x_t}{y_t} \right)^{\frac{1}{\sigma}-1}$ is the ratio of Green GDP over standard GDP.*

⁹Hoel-Sternner(2006) consider the same model as here or as in Guesnerie (2004), without referring explicitly to the "ecological discount rate".

- The ecological discount rate between periods t and $t + 1$ is:

$$\beta_t^* = r_t^* - g_t^*/\sigma$$

The first formula shows how the standard logic of discount rates ($r_t^* = \delta + g_t^*\sigma'$) is affected by the environmental concern. The correction depends on ratios that depend upon ρ_t , a coefficient that may be viewed as the ratio of Green GDP over standard GDP and ρ_t^* is its value along the trajectory. The second formula looks strikingly different from the first one, although it is equivalent, but it puts emphasis on factors that become dominant in one of the case under scrutiny later.

Indeed, one can get a more informative and balanced view of the two first formulas, by taking a first order approximation, (justified if the time period is small) of the expression $r_t^* = \delta + g_t^*\sigma' + \frac{1-\sigma\sigma'}{\sigma-1} \ln\left(\frac{1+\rho_t^*}{1+\rho_{t+1}^*}\right)$.

Corollary 4 A first order approximation of the preceding formula is: $r_t^* \simeq \delta + g_t^*\left(\frac{1}{1+\rho_t^*}\sigma' + \frac{\rho_t^*}{1+\rho_t^*}\frac{1}{\sigma}\right)$

A similar formula was indeed stressed by Hoel and Sterner (2006) who considered the continuous time version of the model¹⁰.

The third formula stresses the effect of the growth of private consumption on the ecological discount rate: it is qualitatively unsurprising that it is connected to the standard discount rate with a negative correction that increases with the growth rate and decreases when the elasticity of substitution increases. This formula, which captures the relative price effect that we are stressing here is particularly simple and intuitively appealing. We can think about it as follows: it would be equivalent to give up one unit of environmental quality at the present period t , in order to provide e^{β_t} of environmental quality tomorrow, but the suggested move is equivalent, from the view point of both generations, to give up $C(t)$ units of private goods and to provide $C(t)e^{r_t}$ units, as soon as $C(t)e^{r_t}$ compensate for one unit of environmental quality at time $t+1$, which is the case, if and only if $C(t)e^{r_t} = C(t+1)e^{\beta_t} = C(t)e^{g_t/\sigma}e^{\beta_t}$. The conclusion follows and stresses a key ingredient for the understanding of the argument of the present paper.

The dynamics of the implicit discount rates stressed above is related to the dynamics of the growth rates. We will not examine this question comprehensively here, but will only focus it on the long run behavior of the discount rates, under the assumption that the average growth rate of consumption converges: $\frac{1}{T} \sum_{t=0}^{T-1} g_t^* \rightarrow g^*$.¹¹

¹⁰Recently Gollier(2008) has derived generalizations of these formulas to general utility functions with uncertainties on g and y , in a similar world with two goods.

¹¹Standard optimization à la Ramsey-Solow, with exogenous technical progress, does not necessarily lead to an asymptotic growth rate. (for a review on these issues, see Guesnerie-Woodford (1992)). We reconsider this problem in the special endogenous growth model that will be studied from the next Section.

We focus our attention on the long run discount rate for private good, i.e. the limit of the discount rate between periods 0 and T , $R^*(T) = \frac{1}{T} \sum_{t=0}^{T-1} r_t^*$, when T becomes high. Similarly, the long run ecological discount rate is the limit, when T increases indefinitely of $B^*(T) = \frac{1}{T} \sum_{t=0}^{T-1} \beta_t^*$.

The next result, again a corollary of Proposition 3, stresses the spectacular differences in the behavior of long run discount rates, according to whether $\sigma > 1$ or $\sigma < 1$

Corollary 5 *At the margin of the reference situation, when T tends to $+\infty$,*

- *When $\sigma > 1$,*
 $R^*(T) \rightarrow \delta + g^* \sigma'$ and $B^*(T) \rightarrow \delta + g^*(\sigma' - 1/\sigma)$

- *When $\sigma < 1$,*
 $R^*(T) \rightarrow \delta + g^*/\sigma$ and $B^*(T) \rightarrow \delta$

This proposition, stressed in Guesnerie (2004) provides a useful introductory key in the the problem. Here are some comments:

- In the first case ($\sigma > 1$), the traditional case in the sense that the two goods are good substitutes, standard considerations matter for the standard long run discount rate, while however, the limit value of the ecological discount rate is significantly below the value of the standard discount rate (the difference is given by $-g/\sigma$).
- The second case ($\sigma < 1$) is characterized by a low substitutability between the private good and the environmental good. For the reasons analyzed above, the qualitative logic underlying the standard discount rate is entirely changed and the value of the asymptotic ecological discount rate only depends on δ and not on the growth path.¹²

The result suggests strong asymptotic discontinuity between the cases $\sigma < 1$ and $\sigma > 1$ when the same rate of growth of consumption is inserted in the formulas. In a sense this is not surprising since it has been known for long that CES modelling involves a discontinuity when the elasticity of substitution goes through 1 (see Arrow-Chenery-Solow (1961)). Indeed, this result does not depend on our assumption of time stability of σ , but on its asymptotic limit, as shown by the next proposition.

Proposition 6 *If $\lim_{t \rightarrow +\infty} \sigma_t = \sigma \neq 1$ then, at the margin of the reference situation, when T tends to $+\infty$, the above asymptotic results on discount rates do depend on $\sigma > 1$ and $\sigma < 1$ in an unmodified way. The case where $\sigma_t \rightarrow 1$ is undetermined and depends, among other things, on the convergence speed.*

¹²A long run value of $\sigma < 1$, means that the environmental issues become preponderant in the long run: indeed the situation was characterized by “ecological strangling” in Guesnerie (2004).

We shall come back below, in Section 2-1, on the economic significance of the discontinuity¹³.

At this stage, it should however be stressed that the exact relevance of the comparative statics analysis of the long run discount rates is unclear. It goes without saying, for example, that there is *a priori* no reason to refer to the same growth rate of consumption under different assumptions on σ , since these assumptions reflect different views, (moderate or radical) of the contribution of the environment to welfare, and then potentially very different views on desirable growth. In the next section, we will indeed leave these different views be reflected in different choices of growth rates of consumption.

Part II

Optimized growth: the evolution of private consumption and of "ecological" discount rates.

The above results hold at the margin of any trajectory, whether it is non-optimal, or optimal either in a first best sense or in a second best sense. However, as just argued the *a priori* drastic disagreements on the relative contribution of the private consumption and environmental consumption, involved in the choice of σ , makes unclear how different the choices of consumption trajectories will be affected by σ , so that the "reform" assessment of the differences may be misleading.

To go further, we stick to the option of a fixed environmental quality, but put emphasis on the endogeneity of private consumption: we then compare choices in general and ecological discount rates, in particular, not from arbitrary growth trajectories but from optimized trajectories. We choose the simplistic endogenous setting of the AK type, where the interest rate r is exogenous, being then a one-dimensional sufficient statistics of the intertemporal production possibilities¹⁴. Hence, as announced in the introduction, our discussion within the model will focus on four parameters only, one associated with the ecological concern, σ , a second one with a standard dimension of preferences σ' , the third one δ with "ethical" considerations and the last one r with economic constraints.

¹³Now, let us furthermore note that the case $\sigma = 1$ is neither the limit of $\sigma < 1$ nor of $\sigma > 1$. Indeed, one proves that, if $\sigma = 1$, at the margin of the reference situation, when T tends to $+\infty$, $R^*(T) \rightarrow \delta + \frac{1}{2}g^*(\sigma' + 1)$ and $B^*(T) \rightarrow \delta + \frac{1}{2}g^*(\sigma' - 1)$.

¹⁴Note that such an interest rate r can be extracted from a *research arbitrage equation* (as in Aghion-Howitt (1998)), partly disconnected from the core model

3 The model and characterization of the social optimum.

3.1 Characterization results.

Our viewpoint is normative, and we refer to the intertemporal social welfare function introduced above. The “social Planner” maximizes:

$$\sum_{t=0}^{\infty} e^{-\delta t} V(x_t, y_t)$$

Our modelling choice of the AK type leads to consider the following economic and environmental constraints:

Economic constraints: $\alpha_{t+1} = e^r(\alpha_t - x_t)$ where α_t stands for the wealth at date t ¹⁵.

Environmental constraints: The environmental quality is limited to \bar{y} that is: $y_t \leq \bar{y}$.

We naturally assume that $r > \delta$. Furthermore, in this model, it is easy to check that optimization would lead to an infinite postponement of consumption if $r(1 - \sigma') > \delta$. We rule this out and assume that $\sigma' > 1 - (\delta/r)$. This means, given the order of magnitude that we have in mind, that we will consider that σ' is essentially greater than 1.

The next proposition gathers all the asymptotic results of social optimization. The first part stresses that optimality requires asymptotically constant growth whatever the parameters under scrutiny. However, both the asymptotic economic growth rates and the long run ecological discount rates crucially depends on the value of σ and σ' :

Proposition 7 - *At the optimum, the private goods consumption grows asymptotically, whatever σ, σ' .*

- *The optimal asymptotic growth rate for the private good x_t^* depends on σ and is given by the following formulae:*

- *If $\sigma < 1$ then $g_{\infty}^* = \sigma(r - \delta)$.*
- *If $\sigma > 1$ then $g_{\infty}^* = \frac{r-\delta}{\sigma'}$ ¹⁶*

¹⁵A slightly more sophisticated version allows $\alpha_{t+1} = \exp(r)[\alpha_t - x_t + w_t]$, where α_t stands for the wealth at date t and w_t is a possible exogenous production flow that introduces no binding constraint into the analysis.

¹⁶The case $\sigma = 1$ is specific and then $g_{\infty}^* = \frac{2(r-\delta)}{1+\sigma'}$.

- The asymptotic ecological discount rate, associated with the socially optimal trajectory is $B_{\infty}^* = \lim_{T \rightarrow +\infty} B^*(T)$ given by the following formulae¹⁷:

- If $\sigma < 1$ then $B_{\infty}^* = \delta$.

- If $\sigma > 1$ then $B_{\infty}^* = (1 - \frac{1}{\sigma\sigma'})r + \frac{1}{\sigma\sigma'}\delta$.

The proof is in the appendix: once the regular asymptotic behavior of the growth rates is established, the results can be obtained from the formulas derived in the preceding section. Let us comment on the key insights.

The first one refers to the standard intuition as soon as $\sigma > 1$. The asymptotic growth rate of consumption is $\frac{r-\delta}{\sigma}$, fitting the standard formula of the one-good model: the presence of the environmental good is asymptotically irrelevant (although it is relevant on the optimal trajectory). The result for the other case ($\sigma < 1$) may be surprising for two reasons: first, it was, *a priori*, unclear that the “radical” environmentalist would choose a positive asymptotic growth. The second point is more surprising: under the assumption that $\sigma'\sigma > 1$, even if the asymptotic growth rate chosen by the radical environmentalist relates in an expected way with the preference for the environmental good (it decreases when σ gets lower), it is still greater than the one chosen by the moderate environmentalist. Note however that the conclusion will be easily reversed once we suppose, as it is clearly the case, that growth may affect negatively environmental quality. The reader will find the intuition of both facts by returning to the above explanation of the long run differences of views between the “radical” and the “moderate” environmentalist.

Nevertheless, the opposition between the “radical” environmentalist and the “moderate” one remains clearly stressed through the behavior of the ecological discount rate. The asymptotic difference is again spectacular, as shown if we plot the asymptotic ecological interest rate as a function of σ :

¹⁷If $\sigma = 1$ then $B_{\infty}^* = \delta - \frac{1-\sigma'}{1+\sigma'}(r - \delta)$.

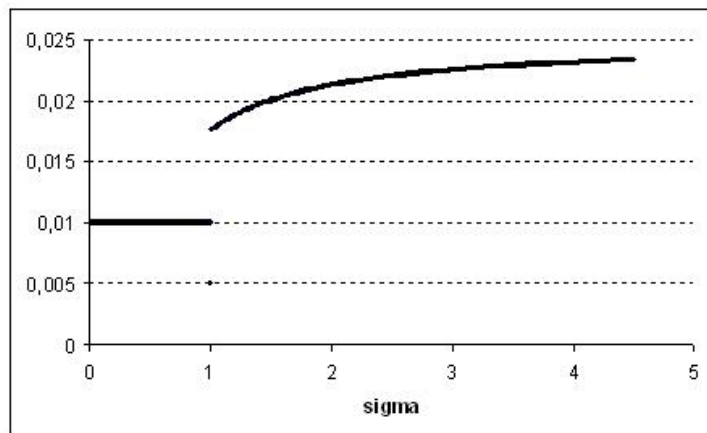


Figure 1: Dependence on σ of the variable B_∞^* when $\sigma' = 2$

Again the asymptotic results stress a discontinuity in the world around $\sigma = 1$. However, this discontinuity may be seriously qualified.

Proposition 8 *At each period T , the optimal trajectory, is a continuous function of the parameters σ, σ' .*

In a sense, the discontinuity associated with $\sigma = 1$ is worrying and might be viewed as an objection¹⁸ to our (admittedly crude) modelling choice. The above continuity result, which says that at a given period results are continuous functions of σ , weakens the objection: the discontinuity “in the limit” is compatible with continuity “at the limit”: indeed $B^*(T)$ is a continuous function of σ when T is fixed (and finite), as stated in a Corollary.

Corollary 9 $\forall T < \infty, \sigma \mapsto B^*(T; \sigma)$ is continuous.

All these results suggest to put the emphasis on the trajectory and to stress the time paths of discount rates. This will be done later but let’s first concentrate on a variant of the model in which the environmental quality decreases instead of being constant.

3.2 The case of environmental good exhaustion

We have stressed the polar case of fixed environmental quality. The opposite polar case is the exhaustion of the environmental good at a rate g' (deterioration means a positive g' , although formally it may be negative if the environment

¹⁸Or an appropriate modelling option, since it suggests that a possible catastrophic change of the system, in line with what many analysts of the climate problem believe

improves). This means that the condition $y_t^* = \bar{y}$ is replaced by $y_t^* = \bar{y}e^{-g't}$.

Proposition 10

- *At the optimum, the private goods consumption grows asymptotically, whatever σ, σ' .*
- *The optimal asymptotic growth rate for the private good x_t^* depends on σ and is given by the following formulae:*
 - *If $\sigma < 1$ then $g_\infty^* = \sigma(r - \delta) - g'(1 - \sigma\sigma')$*
 - *If $\sigma > 1$ then $g_\infty^* = \frac{r-\delta}{\sigma'}$ ¹⁹*
- *The asymptotic ecological discount rate, associated with the socially optimal trajectory is $B_\infty^* = \lim_{T \rightarrow +\infty} B^*(T)$ given by the following formulae²⁰:*
 - *If $\sigma < 1$ then $B_\infty^* = \delta - \sigma'g'$.*
 - *If $\sigma > 1$ then $B_\infty^* = (1 - \frac{1}{\sigma\sigma'})r + \frac{1}{\sigma\sigma'}\delta - \frac{g'}{\sigma}$.*

Note that if one interprets δ as a rate of survival of the planet, even a small rate of decrease of the environmental quality (let us say smaller than this survival rate if $\sigma' > 1$) would make the long run ecological discount rate negative, as soon as $\sigma < 1$. In the case $\sigma > 1$, the ecological discount rate will be affected without being negative.

3.3 The dynamics of ecological discount rates

Here, we are focusing attention on the evolution of ecological discount rates with time, and what can be called yield curves for ecological discount rates $B^*(T)$.

Since $B^*(T) = r - \frac{1}{\sigma} \frac{1}{T} \sum_{t=0}^{T-1} g_t^*$, the dynamics of the ecological discount rate is linked to the dynamics of growth. Indeed, the dynamics of optimal growth can be assessed here.

Proposition 11 g_t^* converges monotonically toward its limit according to the following rules:

- *If $\sigma\sigma' > 1$ (resp. $\sigma\sigma' < 1$) and $\sigma < 1$ then g_t^* is increasing (resp. decreasing)*
- *If $\sigma\sigma' > 1$ (resp. $\sigma\sigma' < 1$) and $\sigma > 1$ then g_t^* is decreasing (resp. increasing)..*
- *If $\sigma = 1$ or $\sigma\sigma' = 1$ the optimal growth rate is constant.*

Now using the formula $B^*(T) = r - \frac{1}{\sigma} \frac{1}{T} \sum_{t=0}^{T-1} g_t^*$, we can deduce the shape of the yield curve for ecological discount rate:

¹⁹The case $\sigma = 1$ is specific and then $g_\infty^* = \frac{2(r-\delta)}{1+\sigma'}$.

²⁰If $\sigma = 1$ then $B_\infty^* = \delta - \frac{1-\sigma'}{1+\sigma'}(r - \delta)$.

Corollary 12 *The shape of the yield curve is the following:*

- If $\sigma\sigma' > 1$ (resp. $\sigma\sigma' < 1$) and $\sigma < 1$ then $T \mapsto B^*(T)$ is decreasing (resp. increasing) and converges towards δ .
- If $\sigma\sigma' > 1$ (resp. $\sigma\sigma' < 1$) and $\sigma > 1$ then $T \mapsto B^*(T)$ is increasing (resp. decreasing) and converges towards $(1 - \frac{1}{\sigma\sigma'})r + \frac{1}{\sigma\sigma'}\delta$.

To illustrate our proposition, we drew yield curves using a simulation of the growth path²¹. Two examples, in the case $\sigma\sigma' > 1$ are given below where the x-axis represents years and the y-axis the value of the ecological discount rate.

As it comes from the previous statements, in the first case ($\sigma < 1$ and $\sigma\sigma' > 1$), the yield curve is decreasing and converges towards δ .

In the second case ($\sigma > 1$ and $\sigma\sigma' > 1$), the yield curve is increasing and converges towards $r - \frac{r-\delta}{\sigma\sigma'}$.

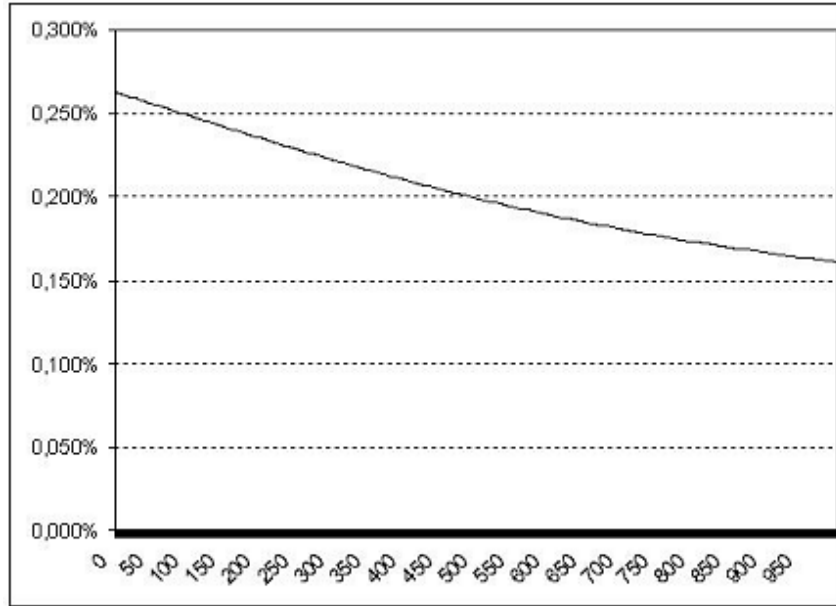


Figure 2: Yield curve example ($\sigma = 0.8$, $\sigma' = 1.5$, $r = 2\%$, $\delta = 0.1\%$)

²¹We simply used a Newton-Raphson methodology to find the growth path

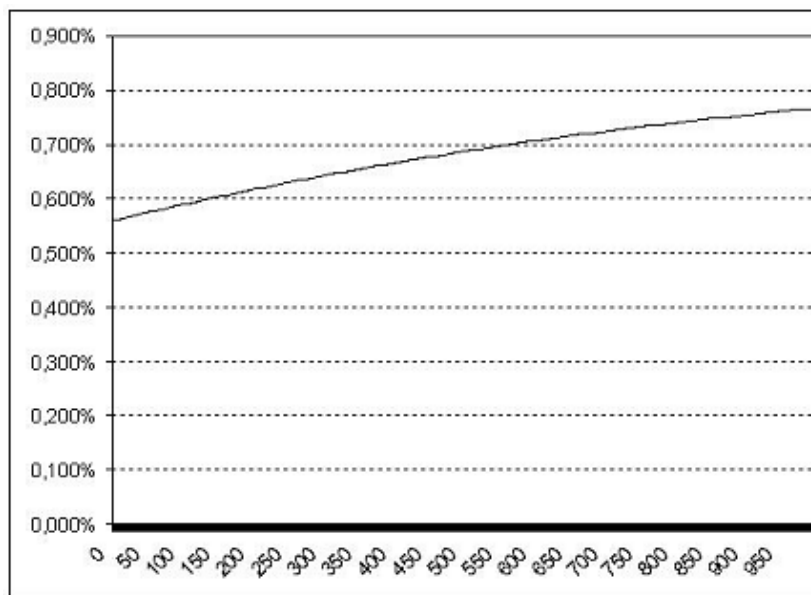


Figure 3: Yield curve example ($\sigma = 1.2$, $\sigma' = 1.5$, $r = 2\%$, $\delta = 0.1\%$)

The diagrams suggest that ecological discount rates converge slowly to their asymptotic value. Another interesting and related visual insight is that, when σ is low, the rate is low, but, even when σ is high, because the curve is increasing, the environmental rate is still low in the medium run. Hence, what the diagrams show is that, *for a time period between 1 and 3 centuries from now, the disagreement between the moderate environmentalist and the radical environmentalist is not huge: both have an ecological discount rate significantly below 1%; the first one is between 0.6% and 0.65% and the second one is between 0.25% and 0.20%*. Their willingness to pay, for let us say a generation living at date 150 equals the discounted value, with the ecological discount rate, respectively roughly 1/2 and 3/4, multiplied by their own marginal willingness to pay, which itself depends on their wealth and on their “ecological” views or intuition. We investigate these points below.

3.4 Profitable “ecological” investment, horizon and wealth

The ecological discount rate, as any commodity discount rate, tells us how to compare the environmental benefits to present generation and the environmental benefits to future generations. The marginal willingness to pay for one environmental improvement, let us say a unit environmental improvement, at date T is $B^*(T)$ (the ecological discount rate) multiplied by the present marginal willingness to pay for the improvement, i.e. $(\frac{x_0^*}{y})^{1/\sigma}$. We see that the willingness to

pay is correlated with wealth (proportional to wealth when $\sigma = 1$ and convex or concave in wealth otherwise, depending on whether σ is greater or smaller than 1).

We are going to go further in the understanding of the effect of wealth on the propensity to invest in “ecological” devices.

Let us then define the ecological “return” of a unit cost initial investment that has the unique effect of triggering an improvement Φ of the “ecological” quality at T , as $\Phi = e^{\Omega^*(T)T}$: Such an investment is just profitable socially if $e^{-B^*(T)T} e^{\Omega^*(T)T} (\frac{x_0^*}{\bar{y}})^{1/\sigma} = 1$, so that $\Omega^*(T) = B^*(T) - (\frac{1}{T})(1/\sigma) \ln(x_0^*/\bar{y})$.

Equivalently, using the ratio ρ of green GDP over standard GDP, we may rewrite the formula: $\Omega^*(T) = B^*(T) - (\frac{1}{T})(\frac{1}{1-\sigma}) \ln(\rho_0^*)$.

If we define Ω_∞^* by $\lim_{T \rightarrow \infty} \Omega^*(T)$ then:

$$\Omega_\infty^* = B_\infty^*$$

Hence $\Omega^*(T)$ is the ecological return of a just profitable unitary initial investment. Equivalently, it allows to express the relative price of the environmental good at time T , in terms of the private good price at time 0²². With this interpretation in mind, we construct the cut-off “ecological return” curves $T \mapsto \Omega^*(T)$. We see that these curves differ from the ecological discount rate curves by a term in $1/T$, which depends on the wealth of the economy, and the sign of which varies with this initial wealth.

Below, we have visualized several such “yield” curves that follow from the combination of the wealth effect with the effects discussed above (depending on σ and σ').

The required “return”, in terms of environmental quality, of a one-unit investment is, in the long run, the same for a poor country and a rich country, but the figures provide a striking illustration that, in the short run, a rich country can afford negative such returns, (figure 4) when a poor country requires positive and rather high such “returns” (figure 6).

²²The standard discount rate allows to compare the relative price of the private good at times T and 0, whereas the ecological discount rate allows to compare the relative price of the environmental good at times T and 0.




Figure 4: Yield Curve for Ω ($\sigma = 0.8$, $\sigma' = 1.5$, $r = 2\%$, $\delta = 0.1\%$, $\bar{y} \ll x_0^*$)

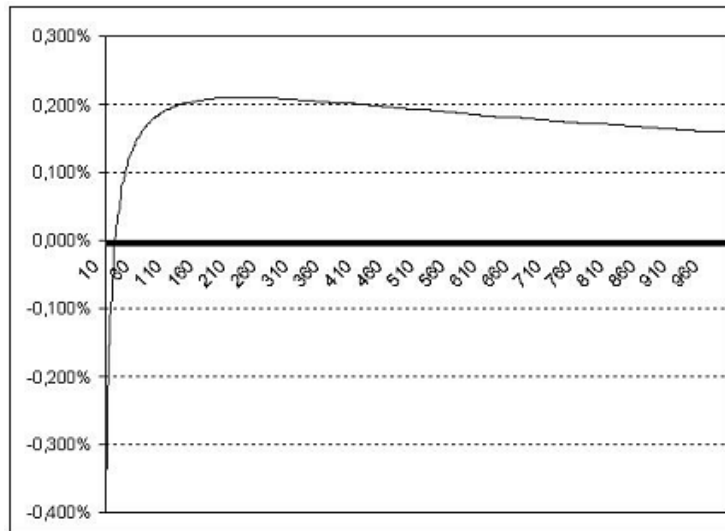


Figure 5: Yield Curve for Ω ($\sigma = 0.8$, $\sigma' = 1.5$, $r = 2\%$, $\delta = 0.1\%$, $\bar{y} \simeq x_0^*$)

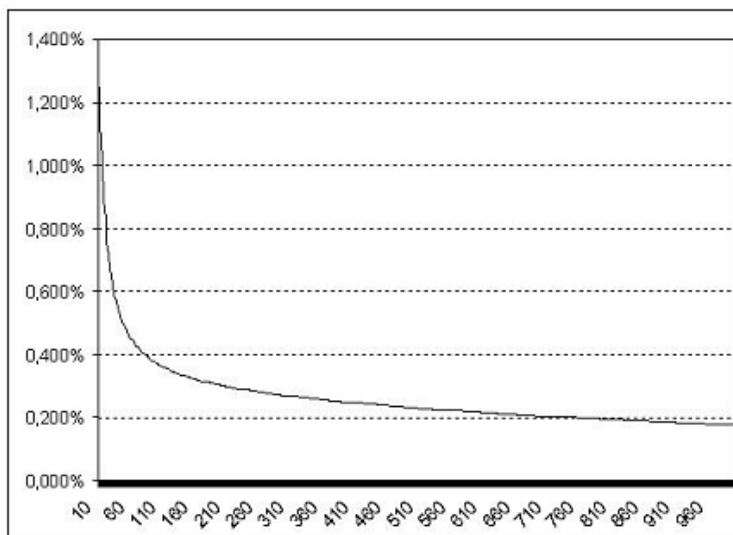


Figure 6: Yield Curve for Ω ($\sigma = 0.8$, $\sigma' = 1.5$, $r = 2\%$, $\delta = 0.1\%$, $\bar{y} \gg x_0^*$)

4 Precaution

The precautionary principle refers to the desirable action to be taken in order to avoid an "irreversible damage to the environment". We can examine the question in our model. We first consider the case where the "irreversible damage to the environment" is imminent and well ascertained. However one of the most popular statement of the precautionary principle stresses the uncertainty surrounding the so called damage: "Where there are threats of serious or irreversible damage, lack of full scientific certainty shall not be used as a reason for postponing cost-effective measures to prevent environmental degradation." The question of the right intensity of action for implementing "cost-effective measure" seems however to be left open. The present section indeed provides the tools for implementing a cost-benefit analysis of the desirability of precaution.

4.1 Valuing an irreversible damage to the environment.

The question we raise here is simple: consider a damage to the environment that would take place today. In order to avoid this damage for itself, the present generation is willing to pay x . How much should it be willing to pay if this damage not only occurs now but is irreversible, i.e. if it deteriorates the well-being of all future generations ? Let us call mx the willingness to pay for the fact that the damage is irreversible, instead of x the price paid when the damage

is temporary (one period²³) and only concerns the present generation.

Avoiding the damage can then be viewed as providing kind of x ecological perpetuities, the price of which is $m x$ (this would be the price of x financial perpetuities, priced with a constant interest rate $\frac{1}{m}$)

We provide here lower bounds on m .

Theorem 13 *Let's introduce $a = \max(\delta, r(1 - \frac{1}{\sigma\sigma'}) + \delta\frac{1}{\sigma\sigma'})$.*

In the present deterministic context, if the initial generation is willing to pay x in order to avoid a temporary (here one year) damage, it is willing to pay $m x$ to avoid making it irreversible, where the number m is greater than $\frac{1}{a}$

The first remarkable feature of the theorem is that the lower bound to m , is valid both for $\sigma > 1$, and for $\sigma < 1$. However, there are still two results depending on $\sigma\sigma' \leq 1$. If $\sigma\sigma' > 1$ then, since $\delta < r$, $a = r(1 - \frac{1}{\sigma\sigma'}) + \delta\frac{1}{\sigma\sigma'}$ whereas if $\sigma\sigma' < 1$ the result is simply that $m \geq \frac{1}{\delta}$ since $a = \delta$ in this case.

It is also remarkable that m does not depend on initial wealth, although, initial wealth determines x , and hence the to-day willingness to pay for avoiding the considered damage.

Let us note that if the planner neglected the relative price effect associated with the increase in relative desirability of the environmental good, the discount rate would be r and m would be approximately $\frac{1}{r}$ (approximately because we use an exponential discounting) as for a classical perpetuity. Hence, the introduction of the environmental good can drastically change the willingness to pay of the present generation for an environmental or ecological perpetuity that protects all future generations from an irreversible damage. For instance, if we consider that $\delta \simeq 0$, then m is, in our deterministic study with²⁴ $\sigma\sigma' > 1$, greater than the "naive" assessment $\frac{1}{r}$, the multiplier being $\frac{1}{1 - \frac{1}{\sigma\sigma'}}$. If you consider the parameters values associated with the above graphs ($\sigma' = 1.5$), instead of having $m \simeq 20$ (resp. $m \simeq 50$) for $r = 5\%$ (resp. $r = 2\%$), we get when $\sigma = 0.8$, $m \geq 6 \times 20 = 120$ (resp. $m \geq 300$) and with $\sigma = 1.2$, $m \geq 2.25 \times 20 = 45$ (resp. $m \geq 112.5$)

In order to get some idea on the quality of the bounds obtained in the above theorem, we provide the computations of actual m , fixing now the other common parameters at $\bar{y} = 1$, $r = 3\%$, $\delta = 1\%$ and $\sigma' = 1.5$, in two cases that correspond to $\sigma > 1$ and $\sigma < 1$.

	Case 1	Case 2
σ	$\sigma_h = 1.2$	$\sigma_l = 0.8$
Theoretic inferior bound for m^{25}	52.94	75
Actual m^{26}	61.49	86.68

²³All these reasonings can easily be adapted to settings in which the life duration of each generation is T periods.

²⁴The $\sigma\sigma' < 1$ case is still much more spectacular since, then, $m \geq \frac{1}{\delta}$

²⁵ $(1/(r(1 - \frac{1}{\sigma\sigma'}) + \delta\frac{1}{\sigma\sigma'}))$

²⁶This value is obtained with numerical simulations

This numerical exercise suggests that the theoretical bounds provided by Theorem 13 are fairly good approximations of the actual m .

Let us now consider the case where the irreversible damage will occur later in period τ , possibly far away from now.

Again, the above question is meaningful, although m is no longer *a priori* necessarily greater than one.

Proposition 14 $m > e^{-a\tau} \frac{1}{a}$

The proposition stresses that, as suggested above, a may be viewed as an upper bound for the discount rate to be used for evaluating "ecological perpetuities" but also "ecological forward perpetuities".

5 Tackling the uncertainty about the elasticity of substitution σ .

The relative long run merits of artificial goods vis à vis global environmental quality, that we have stressed in a somewhat caricatural way, can hardly be decided today on an objective basis. We have to accept the fact that there may be an irreducible uncertainty lying behind our today choices, and if we stick to our modelling option, an uncertainty that bears on the value of elasticity of substitution²⁷. Furthermore, if we do not want to dismiss completely the long run the evaluation of changes in environmental quality associated with the radical and the moderate environmentalist, we have to take a support for σ , going from a value smaller than one to another larger than one.

In the logic of our model, an initial uncertainty on σ might be resolved, either immediately or with a more realistic procedure, that only allows a noisy assessment of past welfare, progressively through time.

In fact we will somewhat simplify our approach of learning by assuming that the uncertainty remains unresolved until it is completely resolved at some period τ . In the next subsection, we stress a scenario that makes such an assumption plausible.

5.1 Optimization when the uncertainty is resolved at some date $\tau > 0$.

As suggested above, let us assume that $\sigma \in \{\sigma_l, \sigma_h\}$, where $\sigma_l < 1 < \sigma_h$ is learnt instantaneously at a time $\tau > 0$. The optimization of growth obtain from the solution of the following program:

$$\sum_{t=0}^{\tau-1} e^{-\delta t} [pV(\sigma_l; x_t, \bar{y}) + (1-p)V(\sigma_h; x_t, \bar{y})] + p\mathcal{U}(\alpha_\tau, \sigma_l) + (1-p)\mathcal{U}(\alpha_\tau, \sigma_h)$$

²⁷In particular, in our framework, the uncertainty of the threats associated with climate change, as described by climatologists, has to be reflected as an uncertainty on σ .

$$s.t. \alpha_0 \text{ given} \quad \alpha_{t+1} = e^r[\alpha_t + w_t - x_t]$$

where

$$\mathcal{U}(\alpha, \sigma) = \text{Max}_{(x_t, y_t)_{t \geq \tau}} \sum_{t=\tau}^{\infty} e^{-\delta t} V(\sigma; x_t, y_t)$$

is the Bellman function associated with the non-random problem after we learnt σ . At this time, the deterministic results provide the required information, given that the initial condition which is the remaining wealth α_τ .

After σ has been elicited, the two trajectories x_t^{*l} and x_t^{*h} which are identical for $t < \tau$, diverge: if it is equal to σ_l the asymptotic growth rate of $x_t^* = x_t^{*l}$ is $g_\infty^* = \sigma_l(r - \delta)$ and if σ is equal to σ_h the asymptotic growth rate of $x_t^* = x_t^{*h}$ is $g_\infty^* = \frac{r-\delta}{\sigma'}$. Ecological discount rates can then be assessed in the long run.

The next propositions stress that the possibility that $\sigma < 1$ should be weighted significantly in our present decisions, even if it is unlikely: we can view it as a weak form of the precautionary principle

Proposition 15 (Weak Precautionary Principle). *Viewed from time zero the asymptotic ecological discount rate B_∞^* does not depend on $p > 0$ and is equal*

$$\text{to } B_\infty^* = \min \left(\delta, \frac{1}{\sigma_h \sigma'} \delta + \left(1 - \frac{1}{\sigma_h \sigma'} \right) r \right) = \begin{cases} \delta, & \text{if } \sigma_h \sigma' > 1 \\ \frac{1}{\sigma_h \sigma'} \delta + \left(1 - \frac{1}{\sigma_h \sigma'} \right) r, & \text{if } \sigma_h \sigma' < 1 \end{cases}$$

Uncertainty leads to consider asymptotically the smallest possible ecological rate. This is the counterpart for the "ecological discount rate" of the limit behavior of discount rates, stressed by Weitzman (2001). This is however a weak precautionary principle, in the sense that it suggests to put emphasis on the long run bad situations even if uncertain ("lack of full scientific certainty"). However, the operational value of the present version of the principle for cost-benefit analysis is unclear: how long is the long run ? Next Section provides an operational precautionary principle.

6 Precaution when the harmfulness of the irreversible damage is uncertain.

In the present framework, we focus attention on an irreversible damage, that will take place in the future, and whose harmfulness is now unclear but will be fully revealed at the date at which the damage will occur. Formally, we still assume that the uncertainty bears on σ : as above, in the first periods, this uncertainty is not resolved: σ can take two values $\sigma_h, \sigma_l, \sigma_h > 1 > \sigma_l$. The two values

reflect the a priori viewpoints of what we have called the moderate and the radical environmentalist. At time τ , an irreversible damage to the environment will take place (it consists here, of a small decrease of \bar{y})²⁸ and the social cost of the damage will be revealed, i.e. the true value of σ will be known. In a sense, the occurrence of the environmental "accident" at time τ , provides an experiment that allows to assess exactly the value of σ . The fact that nothing will be learnt between now and τ , remains extreme, and it would make sense to let at least a small part of the information be discovered before τ , but the assumption simplifies the analysis, without changing it in a basic way.

The question we are raising is similar to the one we have raised in a deterministic context: how much is the present generation willing to pay in order to avoid the just described irreversible damage to the environment, that would take place at time τ ? (so that it would concern all generations after τ). However if the nature of the damage associated with the event is well ascertained to-day, its harmfulness is not. Again, the present generation is supposed to be willing to pay x , at date 0, (it is the year willingness to pay) so far as it is concerned, in order to avoid this damage for itself, (a willingness to pay that reflects its own uncertainty of σ). As above in Proposition 14, we want to provide here a lower bound of the number mx that represents the total willingness to pay under scrutiny (m is no longer necessarily greater than one). Here this number has to depend on the "ecological discount rate" between 0 and τ , the period at which the "irreversible ecological accident" occurs, the exact value of which is closely related with the characteristics of the optimum considered in Section 4. We limit the analysis to the case where²⁹ $\sigma_h \sigma' > 1$.

Theorem 16 (Strong Precautionary Principle) *Let us assume $\sigma_h \sigma' > 1$. Let's introduce, as in the deterministic case, $a(h) = r(1 - \frac{1}{\sigma_h \sigma'}) + \delta \frac{1}{\sigma_h \sigma'}$ and $a(l) = \max\left(\delta, r(1 - \frac{1}{\sigma_l \sigma'}) + \delta \frac{1}{\sigma_l \sigma'}\right)$.*

In the random case, if p lies in $(0, 1)$, we have:

$$m > e^{-B^*(\tau)\tau} \left[\frac{1}{a(l)} \left(\frac{pN^*(\tau)}{pN^*(\tau) + (1-p)} \right) + \frac{1}{a(h)} \left(\frac{(1-p)}{pN^*(\tau) + (1-p)} \right) \right]$$

Where $N^(\tau)$ grows exponentially with τ .*

More precisely, if $\sigma_l \sigma' > 1$, then:

$$m > e^{-B^*(\tau)\tau} \left[\frac{1}{r(1 - \frac{1}{\sigma_l \sigma'}) + \delta \frac{1}{\sigma_l \sigma'}} \left(\frac{pN^*(\tau)}{pN^*(\tau) + (1-p)} \right) + \frac{1}{r(1 - \frac{1}{\sigma_h \sigma'}) + \delta \frac{1}{\sigma_h \sigma'}} \left(\frac{(1-p)}{pN^*(\tau) + (1-p)} \right) \right]$$

²⁸This introduces a minor difference with the model analyzed in the previous sub-section. As the reader will check, the envelope theorem makes this difference irrelevant for the analysis.

²⁹Which is true whenever $\sigma' > 1$. But as mentioned earlier, σ' can only be slightly smaller than 1, if it be, especially when δ is small.

and if $\sigma_l \sigma' < 1$, then:

$$m > e^{-B^*(\tau)\tau} \left[\frac{1}{\delta} \left(\frac{pN^*(\tau)}{pN^*(\tau)+(1-p)} \right) + \frac{1}{r(1-\frac{1}{\sigma_h \sigma'}) + \delta \frac{1}{\sigma_h \sigma'}} \left(\frac{(1-p)}{pN^*(\tau)+(1-p)} \right) \right]$$

The lower bound we obtain here for m has a simple interpretation: it is the discounted value, with the ecological discount rate, of the expectation of the deterministic lower bounds stressed in Theorem 13, expectation measured with distorted probabilities. Indeed, the probability to attribute to the bad case with respect to the good case has to be severely distorted : the later the date, the more weight we put on the bad case, the weight becoming closer to its limit 1, counteracting the (weak) tendency of the (ecological) discount rate to dismiss precaution for late damages. Scientific uncertainty, here on σ , has a lot of bite on the cost of irreversible damage to the environment. As we shall see later the bounds stressed here depend on some endogenous variables, on which further information may be obtained (for example, one has relevant information on the growth rate $g(\tau)$ governing the growth of $N^*(\tau)$). We come back to this point after stating a corollary which reassesses the precautionary effect in a different way.

Corollary 17 (Precautionary Principle, Strong version). *There exists a function $(p, \tau) \mapsto \phi(p, \tau)$ verifying:*

$$\phi(0, \tau) = \frac{1}{a(h)} \quad \phi(1, \tau) = \frac{1}{a(l)}$$

and

$$\lim_{\tau \rightarrow +\infty} \phi(p, \tau) = \frac{1}{a(l)}, \forall p > 0$$

such that:

$$m > e^{-B^*(\tau)\tau} [\phi(p, \tau)]$$

Hence, $\forall p$, if τ is large enough,

$$m > e^{-B^*(\tau)\tau} \frac{1}{a(l)}$$

If³⁰ $\sigma_l \sigma' > 1$ then ϕ can be chosen (as in Theorem 16) so that the graph lies above its chord $[(0, \frac{1}{a(l)}), (1, \frac{1}{a(h)})]$.

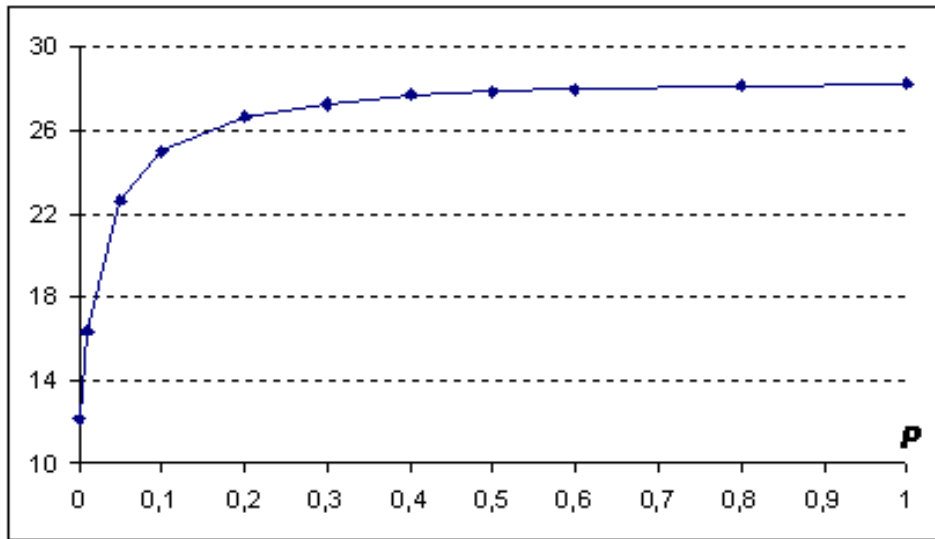
The above formulae provide a lot of information on the bounds on m that do encompass the information obtained in the deterministic case. However the bounds we find here do not only depend, as in the deterministic case, on the four basic parameters of the models, but also on the characteristics of the initial

³⁰In fact this may be true for $\sigma_l \sigma' < 1$ but only if the initial wealth α_0 is high enough or if τ is large enough to guarantee the inequality $N^*(\tau) > 1$

situation, through $N^*(\tau)$.

Although an exact solution of the optimization program is untractable analytically, the random case for all p 's can easily be solved numerically. We illustrate our results from a problem in which, before time $\tau = 100$ (σ is revealed at this time), the agent hesitates between $\sigma_h = 1.2$ and $\sigma_l = 0.8$ and we attribute probabilities $1 - p$ and p to these two cases. In this situation, with $r = 3\%$, $\delta = 1\%$, $\sigma' = 1, 5$) we can find numerically the ecological discount rates and compute m for any possible p in $[0; 1]$.

This is what we did for chosen p 's and the graphical result is the following:



This diagram illustrates in a spectacular way our qualitative statement about $p \mapsto \phi(p, \tau)$ being above its chord: the function $p \mapsto m(p)$ is concave and quickly increasing. Hence, even for small p strictly greater than 0, m is far from $m(p = 0)$ and close to $m(p = 1)$. This is a clear form of precautionary principle. If we do not know whether or not climate issues will lead to real problems in the future, here at date 100, we need to act nearly as if we were sure that the bad case would happen and additionally, as suggested by the general form of the principle, the discount rate to be used does not crash the future concern.

Conclusion.

The paper proposes a simple model for discussing the long run issues associated with environmental quality. The model describes a four parameter world, that

respectively reflect ecological concern, resistance to intertemporal substitution, intergenerational altruism and feasibility constraints. These parameters are supposed to remain constant through time, an assumption which makes the model tractable and simple, although it is certainly too extreme³¹.

The paper shows that long run environmental policies are crucially affected by the “ecological view”, in particular but not only, if the radical viewpoint is adopted. Also, the paper shows that the radical viewpoint on environment, even when it is unlikely to be true, has however bite on the determination of present policies, a fact that may be viewed as supporting some form of a precautionary principle. In a companion paper, (work in progress) we will provide back of the envelope computations based on an adaptation of the present model to the global warming issue that suggesting an upward re-evaluation of the Stern estimates of the merits of action.

Let us repeat that our simple setting allows to focus both on the relative price effect and on the uncertainty dimension of the economic appraisal of ecological intuition. To put it in a nutshell, the paper stresses that the “economic” argument, along which we should not sacrifice the present generations’ welfare to the welfare of our descendants that will be wealthier than us, is valid here, but has to be strongly qualified. There is a most valuable gift that is worth transmitting to our descendants, because it may be very important for them, although this is not sure, it is a good environment.

Appendix: proofs

Proof of Proposition 3:

The implicit discount rate r_t^* for private goods between periods t and $t + 1$ is uniquely defined by:

$$e^{-r_t^*} = e^{-\delta} \frac{\partial_1 V(x_{t+1}^*, \bar{y})}{\partial_1 V(x_t^*, \bar{y})} = e^{-\delta} \left(\frac{x_{t+1}^*}{x_t^*} \right)^{-\frac{1}{\sigma}} \left(\frac{x_{t+1}^{*\frac{\sigma-1}{\sigma}} + \bar{y}^{\frac{\sigma-1}{\sigma}}}{x_t^{*\frac{\sigma-1}{\sigma}} + \bar{y}^{\frac{\sigma-1}{\sigma}}} \right)^{\frac{1-\sigma\sigma'}{\sigma-1}}$$

Taking logarithms, this gives:

$$\begin{aligned} r_t^* &= \delta + g_t^*/\sigma - \frac{1 - \sigma\sigma'}{\sigma - 1} \ln \left(\frac{x_{t+1}^{*\frac{\sigma-1}{\sigma}} + \bar{y}^{\frac{\sigma-1}{\sigma}}}{x_t^{*\frac{\sigma-1}{\sigma}} + \bar{y}^{\frac{\sigma-1}{\sigma}}} \right) \\ r_t^* &= \delta + g_t^*/\sigma - \frac{1 - \sigma\sigma'}{\sigma - 1} \ln \left(\frac{1 + \rho_{t+1}^{*-1}}{1 + \rho_t^{*-1}} \right) \\ r_t^* &= \delta + g_t^*/\sigma + \frac{1 - \sigma\sigma'}{\sigma - 1} \ln \left(\frac{1 + \rho_t^{*-1}}{1 + \rho_{t+1}^{*-1}} \right) \end{aligned}$$

³¹A forthcoming paper proposes a five parameter description of the world that allow to disentangle fully optimal and second best investment policies.

This is the second formula of Proposition 3. The first formula can be obtained by the same reasoning if we go back to:

$$\begin{aligned}
r_t^* &= \delta + g_t^*/\sigma - \frac{1 - \sigma\sigma'}{\sigma - 1} \ln \left(\frac{x_{t+1}^* \frac{\sigma-1}{\sigma} + \bar{y} \frac{\sigma-1}{\sigma}}{x_t^* \frac{\sigma-1}{\sigma} + \bar{y} \frac{\sigma-1}{\sigma}} \right) \\
r_t^* &= \delta + g_t^*/\sigma - \frac{1 - \sigma\sigma'}{\sigma - 1} \ln \left[\left(\frac{x_{t+1}^*}{x_t^*} \right)^{\frac{\sigma-1}{\sigma}} \frac{1 + \left(\frac{\bar{y}}{x_{t+1}} \right)^{\frac{\sigma-1}{\sigma}}}{1 + \left(\frac{\bar{y}}{x_t} \right)^{\frac{\sigma-1}{\sigma}}} \right] \\
r_t^* &= \delta + g_t^*/\sigma - \frac{1 - \sigma\sigma'}{\sigma - 1} \frac{\sigma - 1}{\sigma} g_t^* - \frac{1 - \sigma\sigma'}{\sigma - 1} \ln \left(\frac{1 + \rho_{t+1}^*}{1 + \rho_t^*} \right) \\
r_t^* &= \delta + g_t^*\sigma' + \frac{1 - \sigma\sigma'}{\sigma - 1} \ln \left(\frac{1 + \rho_t^*}{1 + \rho_{t+1}^*} \right)
\end{aligned}$$

This formulation will be useful when $\sigma > 1$ whereas the other one will be useful for $\sigma < 1$.

For the ecological discount rate, $e^{-\beta_t^*} = e^{-\delta \frac{(\partial_2 V)_{t+1}}{(\partial_2 V)_t}} = e^{-\delta \frac{(\partial_1 V)_{t+1}}{(\partial_1 V)_t} \left(\frac{x_{t+1}}{x_t^*} \right)^{1/\sigma}} = e^{-r_t^*} e^{g_t^*/\sigma}$

Hence, $\beta_t^* = r_t^* - g_t^*/\sigma$ and this proves Proposition 3. ■

Proof of Corollary 4:

Let us linearize the first formula of Proposition 3.

$$\begin{aligned}
r_t^* &= \delta + g_t^*\sigma' + \frac{1 - \sigma\sigma'}{\sigma - 1} \ln \left(\frac{1 + \rho_t^*}{1 + \rho_{t+1}^*} \right) \\
r_t^* &= \delta + g_t^*\sigma' + \frac{1 - \sigma\sigma'}{\sigma - 1} \ln \left(\frac{1 + \rho_t^*}{1 + \rho_t^* \exp(g_t^* \frac{1-\sigma}{\sigma})} \right) \\
r_t^* &\simeq \delta + g_t^*\sigma' + \frac{1 - \sigma\sigma'}{\sigma - 1} \ln \left(\frac{1 + \rho_t^*}{1 + \rho_t^* + \rho_t^* g_t^* \frac{1-\sigma}{\sigma}} \right) \\
r_t^* &\simeq \delta + g_t^*\sigma' - \frac{1 - \sigma\sigma'}{\sigma - 1} \frac{\rho_t^*}{1 + \rho_t^*} g_t^* \frac{1 - \sigma}{\sigma} \\
r_t^* &\simeq \delta + g_t^*(\sigma' + \left(\frac{1}{\sigma} - \sigma' \right) \frac{\rho_t^*}{1 + \rho_t^*})
\end{aligned}$$

■

Proof of Corollary 5:

Let's consider the formula of Proposition 3:

$$r_t^* = \delta + g_t^* \sigma' + \frac{1 - \sigma \sigma'}{\sigma - 1} \ln \left(\frac{1 + \rho_t^*}{1 + \rho_{t+1}^*} \right)$$

Since, in the case under scrutiny³², *i.e.* $\sigma \sigma' > 1$, we have that $\frac{1 - \sigma \sigma'}{\sigma - 1}$ has the same sign as $1 - \sigma$ we basically need to prove that $t \mapsto \frac{1 + \rho_t^*}{1 + \rho_{t+1}^*}$ is decreasing. This is true if and only if:

$$\begin{aligned} \frac{1 + \rho_t^*}{1 + \rho_{t+1}^*} &\geq \frac{1 + \rho_{t+1}^*}{1 + \rho_{t+2}^*} \\ \iff (1 + \rho_t^*)(1 + \rho_{t+2}^*) &\geq (1 + \rho_{t+1}^*)^2 \\ \iff \rho_t^* + \rho_{t+2}^* &\geq 2\rho_{t+1}^* \\ \iff 1 + \exp(2(\frac{1 - \sigma}{\sigma})g) &\geq 2 \exp((\frac{1 - \sigma}{\sigma})g) \\ \iff \frac{\exp((\frac{1 - \sigma}{\sigma})g) + \exp(-(\frac{1 - \sigma}{\sigma})g)}{2} &\geq 1 \end{aligned}$$

and this is always true. ■

Proof of Corollary 6:

We have the formula of Proposition 3:

$$r_t^* = \delta + g_t^* \sigma' + \frac{1 - \sigma \sigma'}{\sigma - 1} \ln \left(\frac{1 + \rho_t^*}{1 + \rho_{t+1}^*} \right)$$

We note that when σ is greater than one, as soon as g_t^* has a lower bound strictly greater than zero, ρ_t tends to zero. In this case, it is straightforward to see that:

$$r_t^* \rightarrow \delta + g_t^* \sigma'$$

It's now easy to conclude that $R^*(T) \rightarrow \delta + g^* \sigma'$ using Césàro's theorem.

For the long run ecological discount rate, we use Proposition 3 to conclude that $B^*(T) - R^*(T) \rightarrow g^*/\sigma$ and this leads to the result:

$$B^*(T) \rightarrow \delta + g^*(\sigma' - 1/\sigma)$$

In the $\sigma < 1$ case we come back to the other part of Proposition 3:

$$r_t^* = \delta + g_t^*/\sigma + \frac{1 - \sigma \sigma'}{\sigma - 1} \ln \left(\frac{1 + \rho_t^{*-1}}{1 + \rho_{t+1}^{*-1}} \right)$$

³²The reasoning is similar for $\sigma \sigma' < 1$.

Here, however, in the long run, $\rho_t^* \rightarrow +\infty$ so that we have directly:

$$r_t^* \rightarrow \delta + g^*/\sigma$$

Using Césàro's theorem we get $R^*(T) \rightarrow \delta + g^*/\sigma$ and with the help of Proposition 3 we have the result on B that is $B^*(T) \rightarrow \delta$ ■

Proof of Proposition 7:

This is a clear consequence of the formula $\beta_t^* = r_t^* - g_t^*/\sigma_t$. We just need to apply Césàro's theorem. ■

Proof of Proposition 8:

We consider the Lagrangian of the problem:

$$\mathcal{L} = \sum_{t=0}^{\infty} \exp(-\delta t) [V(x_t, y_t) + \lambda_t (e^r [\alpha_t + w_t - x_t] - \alpha_{t+1}) + \mu_t (\bar{y} - y_t)]$$

The first order conditions are the following:

$$\begin{cases} \partial_{x_t} \mathcal{L} = 0 & \iff \partial_x V(x_t^*, y_t^*) = e^r \lambda_t \\ \partial_{\alpha_{t+1}} \mathcal{L} = 0 & \iff \lambda_{t+1} \exp(r - \delta) = \lambda_t \\ \partial_{y_t} \mathcal{L} = 0 & \iff \partial_y V(x_t^*, y_t^*) = \mu_t \end{cases}$$

The first thing to note is that $y_t^* = \bar{y}$.

Then, since we supposed that r is greater than δ we have $\exp(r - \delta) > 1$ so that λ_t and $\partial_x V(x_t^*, \bar{y})$ are both decreasing and tend to zero. The natural consequence is that the consumption of the private good x_t^* grows and tends to $+\infty$.

The growth path x_t^* is then characterized by:

$$\partial_x V(x_t^*, \bar{y}) = e^r \lambda_t = \frac{\lambda_0 e^r}{\exp((r - \delta)t)}$$

Therefore,

$$x_t^*{}^{-\frac{1}{\sigma}} \left[x_t^*{}^{\frac{\sigma-1}{\sigma}} + \bar{y}{}^{\frac{\sigma-1}{\sigma}} \right]^{\frac{1-\sigma\sigma'}{\sigma-1}} = \frac{\lambda_0 e^r}{\exp((r - \delta)t)}$$

As we did in the preceding parts we are going to consider two cases depending on σ being larger or smaller than 1.

- The $\sigma > 1$ case:

$$x_t^{*\sigma'} \sim_{\infty} \frac{\lambda_0 e^r}{\exp((r - \delta)t)}$$

$$\ln\left(\frac{x_{t+1}^*}{x_t^*}\right) \sim_{\infty} \frac{r - \delta}{\sigma'}$$

Hence, the asymptotic growth rate is the same as if there were no consideration of the environmental good:

$$g_{\infty}^* = \frac{r - \delta}{\sigma'}$$

- The $\sigma < 1$ case:

$$x_t^{*\frac{1}{\sigma}} \sim_{\infty} \frac{\lambda_0 e^r}{\bar{y}^{\frac{1}{\sigma} - \sigma'} \exp((r - \delta)t)}$$

$$\ln\left(\frac{x_{t+1}^*}{x_t^*}\right) \sim_{\infty} \sigma(r - \delta)$$

Hence, the growth rate in that case is given by:

$$g_{\infty}^* = \sigma(r - \delta)$$

The results on the ecological discount rate then follow from Corollary 6.

As before, it is also possible to consider $\sigma = 1$ by taking a Cobb-Douglas function for V : $V(x_t, y_t) = \frac{(x_t y_t)^{\frac{1-\sigma'}{2}}}{1-\sigma'}$ and we eventually obtain $g_{\infty}^* = \frac{2(r-\rho)}{1+\sigma'}$ and hence the result for the ecological discount rate. ■

Proofs of Proposition 9 and Corollary 10: (*These proofs can be omitted at first reading*³³)

For the σ' part of Proposition 10, there is nothing to do since the optimization problem is continuous.

To prove Corollary 11, the first thing to do is to write the result of Proposition 3 and to deduce a useful expression for $B^*(T)$.

We have:

$$\beta_t = r - \frac{g_t^*}{\sigma}$$

³³It's very important here to consider $v(x, y) = \left[\frac{1}{2}x^{\frac{\sigma-1}{\sigma}} + \frac{1}{2}y^{\frac{\sigma-1}{\sigma}}\right]^{\frac{\sigma}{\sigma-1}}$ with the weights $\frac{1}{2}$ to extend the function properly and also to remind that $V = \frac{v^{1-\sigma'}-1}{1-\sigma'}$. Obviously, it doesn't change anything to our preceding results since these changes only consist in additive or multiplicative scalar adjustment

$$\begin{aligned} \Rightarrow B^*(T) &= r - \frac{1}{\sigma} \frac{1}{T} \sum_{t=0}^{T-1} g_t^* \\ \Rightarrow B^*(T) &= r - \frac{1}{\sigma} \frac{1}{T} \ln \left(\frac{x_T^*}{x_0^*} \right) \end{aligned}$$

Therefore, the only thing to prove is that $\forall t, x_t^*$ is a continuous function of σ (this is Proposition 10). But we know that the growth path is defined by the first order condition $\partial_x V(x_t^*; \sigma) = \frac{\lambda_0 e^r}{\exp((r-\delta)t)}$ where we omitted the reference to \bar{y} here since we focus on σ . Then it is easy to see that the only two things we need to prove are:

- The Lagrange multiplier λ_0 is a continuous function of σ .
- The function $g(\xi, \sigma)$ implicitly defined by $\partial_1 V(g(\xi, \sigma); \sigma) = \xi$ is continuous.

The second point is easy. Notice first that the function $(x, \sigma) \mapsto V(x; \sigma)$ can be extended to a C^2 function (the proof is easy). Then, by the implicit function theorem, $g(\xi, \sigma)$ is a C^1 function $((\xi, \sigma) \in (\mathbb{R}^{+*})^2)$. Therefore, the only thing to prove is that the first Lagrange multiplier λ_0 is a continuous function of σ . Let us recall that λ_0 is defined by the resources constraint:

$$\begin{aligned} \sum_{t=0}^{\infty} x_t^* e^{-rt} &= \alpha_0 + \sum_{t=0}^{\infty} w_t e^{-rt} (:= \Lambda_{\infty}^{34}) \\ \sum_{t=0}^{\infty} g(\lambda_0 e^r \exp((\delta - r)t), \sigma) e^{-rt} &= \Lambda_{\infty} \end{aligned}$$

Here, we cannot apply directly the implicit function theorem to the left hand side. However, if we consider the restricted optimization problem with a fixed time horizon T ³⁵ then the associated Lagrange multiplier (λ_0^T) is implicitly defined by

$$\sum_{t=0}^T g(\lambda_0^T \exp((\delta - r)t), \sigma) e^{-rt} = \alpha_0 + \sum_{t=0}^T w_t e^{-rt} (:= \Lambda_T)$$

and the implicit function theorem applies: λ_0^T is a C^1 function of σ .

Now, we can approximate λ_0 by λ_0^T and this gives:
 $|\lambda_0(\sigma) - \lambda_0(\bar{\sigma})| \leq |\lambda_0(\sigma) - \lambda_0^T(\sigma)| + |\lambda_0^T(\sigma) - \lambda_0^T(\bar{\sigma})| + |\lambda_0^T(\bar{\sigma}) - \lambda_0(\bar{\sigma})|$.
Hence, we see that the only thing to prove is a pointwise convergence in the sense that, for σ fixed, we have a convergence of $\lambda_0^T(\sigma)$ towards $\lambda_0(\sigma)$ as $T \rightarrow \infty$.

³⁴This quantity is supposed finite for the problem to have a solution.

³⁵Max $\sum_{t=0}^T \exp(-\rho t) u(x_t, \bar{y})$ s.t. $\alpha_{t+1} = e^r [\alpha_t + w_t - x_t]$

To prove that let's introduce $F_T : z \mapsto \sum_{t=0}^T g(ze^r \exp((\delta - r)t), \sigma)e^{-rt}$ and similarly $F : z \mapsto \sum_{t=0}^{\infty} g(ze^r \exp((\delta - r)t), \sigma)e^{-rt}$. These two functions are positive and decreasing because g is a positive and decreasing function of ξ . Moreover, F_T is continuous and there is a pointwise convergence of F_T towards F . By monotony, F_T converges towards F uniformly on every compact set and therefore, F is a continuous function and so is the inverse of the function F . By the second Dini's theorem then, the inverse of the function F_T converges uniformly on every compact set towards the inverse of the function F . But $\lambda_0^T - \lambda_0 = F_T^{-1}(\Lambda_T) - F^{-1}(\Lambda_\infty)$ and hence, since $\Lambda_T \rightarrow \Lambda_\infty$, we are done with the proof. ■

Proof of Proposition 11:

One can easily see that the first formula of Proposition 3 is still valid. Hence, we have:

$$r = \delta + g_t^* \sigma' + \frac{1 - \sigma \sigma'}{\sigma - 1} \ln \left(\frac{1 + \rho_t^*}{1 + \rho_{t+1}^*} \right)$$

Since $\rho_t^* = \left(\frac{x_0}{\bar{y}} \right)^{\frac{1}{\sigma} - 1} \exp \left(\left(\frac{1}{\sigma} - 1 \right) (g_t^* + g') \right)$, the results for g_∞^* are straightforward and follow from the same reasoning as in Proposition 3.

Now, for the ecological rate β_t^* , the last formula of Proposition 3 is changed and we get from the same trick as in Proposition 3:

$$\beta_t^* = r_t^* - (g_t^* + g')/\sigma$$

This new formula leads to the results for $B^*(T)$. ■

Proof of Proposition 12:

Let us go back the first order conditions that define the growth path. We have:

$$\partial_x V(x_t^*, \bar{y}) = e^{r-\delta} \partial_x V(x_t^* e^{g_t^*}, \bar{y})$$

Therefore, g , as a function of x is defined implicitly by (we now omit the \bar{y} terms):

$$V'(x) \exp(r - \delta) = V'(x e^{g(x)})$$

If $\sigma = 1$, we are dealing with Cobb-Douglas functions and then the growth rate is clearly independent of x and the result is proved.

Otherwise, since x_t^* is an increasing sequence, the variation properties of g_t^* are given by the sign of $g'(x)$ that is going to be computed now.

Taking logs and deriving we get:

$$\frac{V''(x)}{V'(x)} = \frac{V''(xe^{g(x)})}{V'(xe^{g(x)})} e^{g(x)} (1 + g'(x)x)$$

Hence, the sign of $g'(x)$ is the sign of $V'(x)V''(xe^{g(x)})e^{g(x)} - V'(xe^{g(x)})V''(x)$.

This sign is simply the sign of $\frac{d}{dx} \frac{V'(xe^g)}{V'(x)}$ where g is now an independent variable.

The latter expression can be written as:

$$e^{-g/\sigma} \frac{d}{dx} \left[\frac{\bar{y} + (xe^g)^{\frac{\sigma}{\sigma-1}}}{\bar{y} + x^{\frac{\sigma}{\sigma-1}}} \right]^{\frac{1-\sigma\sigma'}{\sigma-1}}$$

The sign of this derivative is the sign of:

$$\frac{1 - \sigma\sigma'}{\sigma - 1} \frac{\sigma - 1}{\sigma} \left(e^{g \frac{\sigma-1}{\sigma}} - 1 \right) = \frac{1 - \sigma\sigma'}{\sigma} \left(e^{g \frac{\sigma-1}{\sigma}} - 1 \right)$$

Since $g > 0$ in our context, this expression has the same sign as the product $(1 - \sigma\sigma')(\sigma - 1)$ and this proves our result. ■

Proof of Theorem 13:

By definition, m is equal to $\sum_{T=0}^{\infty} \exp(-B^*(T)T)$.

Since we want to find a lower bound for m , we need to find an upper bound for $B^*(T)$.

The ecological rate $B^*(T)$ can be written

$$B^*(T) = r - \frac{1}{\sigma T} \sum_{t=0}^{T-1} g_t^*$$

Hence, the problem boils down to find a lower bound for g_t^* .

Now, from Proposition 3, we know that a lower bound to g_t^* is $\frac{r-\delta}{\sigma'}$ when $\sigma\sigma' > 1$ or $\sigma(r - \delta)$ when $\sigma\sigma' < 1$.

Hence, in general, $g_t^* \geq \min\left(\frac{r-\delta}{\sigma'}, \sigma(r - \delta)\right)$ and hence $B^*(T) \leq r - \min\left(\frac{r-\delta}{\sigma'}, \sigma(r - \delta)\right) = a$.

This gives:

$$\begin{aligned} m &= \sum_{T=0}^{\infty} \exp(-B^*(T)T) \geq \sum_{T=0}^{\infty} \exp(-aT) \\ &= \frac{1}{1 - \exp(-a)} \geq \frac{1}{a} \end{aligned}$$

■

Proof of Proposition 14:

By definition, m is now equal to:

$$\sum_{T=\tau}^{\infty} \exp(-B^*(T)T)$$

Using the same inequality as before, we have:

$$\begin{aligned} m &\geq \sum_{T=\tau}^{\infty} \exp(-aT) \\ &= \frac{\exp(-a\tau)}{1 - \exp(-a)} \geq e^{-a\tau} \frac{1}{a} \end{aligned}$$

■

Proof of Proposition 15:

Let's consider $T > \tau$ and let's recall first the definition of $B^*(T)$ in this context:

$$B^*(T) = \delta - \frac{1}{T} \ln \left[\frac{p\partial_y V(\sigma_l; x_T^{*l}, \bar{y}) + (1-p)\partial_y V(\sigma_h; x_T^{*h}, \bar{y})}{p\partial_y V(\sigma_l; x_0^{*l}, \bar{y}) + (1-p)\partial_y V(\sigma_h; x_0^{*h}, \bar{y})} \right]$$

To prove our result, in the case where $\sigma_h \sigma' > 1$, it is sufficient to prove that the expression in the logarithm remains bounded as T increases. Hence, we are going to prove that the following expression is bounded:

$$p\bar{y}^{-\frac{1}{\sigma_l}} \left[x_T^{*l \frac{\sigma_l-1}{\sigma_l}} + \bar{y}^{\frac{\sigma_l-1}{\sigma_l}} \right]^{\frac{1-\sigma_l\sigma'}{\sigma_l-1}} + (1-p)\bar{y}^{-\frac{1}{\sigma_h}} \left[x_T^{*h \frac{\sigma_h-1}{\sigma_h}} + \bar{y}^{\frac{\sigma_h-1}{\sigma_h}} \right]^{\frac{1-\sigma_h\sigma'}{\sigma_h-1}}$$

The first part of the expression converges toward $p\bar{y}^{-\sigma'}$ and is therefore bounded.

For the second part of the expression, $x_T^{*h \frac{\sigma_h-1}{\sigma_h}} + \bar{y}^{\frac{\sigma_h-1}{\sigma_h}} \rightarrow \infty$ so that, since $\frac{1-\sigma_h\sigma'}{\sigma_h-1} < 0$ (we are in the $\sigma_h\sigma' > 1$ case), the second part of the expression tends toward 0 and this proves the result.

To prove the result when $\sigma_h\sigma' < 1$, we see that the only change is the behavior

of the second part of the above expression and, now $\left[x_T^{*h \frac{\sigma_h-1}{\sigma_h}} + \bar{y}^{\frac{\sigma_h-1}{\sigma_h}} \right]^{\frac{1-\sigma_h\sigma'}{\sigma_h-1}}$

goes to infinity at exponential speed, as $e^{\left(\frac{r-\delta}{\sigma'} \frac{\sigma_h-1}{\sigma_h} \frac{1-\sigma_h\sigma'}{\sigma_h-1}\right)T}$.

Hence, $B^*(T) \rightarrow \delta - (r - \delta) \frac{1-\sigma_h\sigma'}{\sigma_h\sigma'}$, and this is our result. ■

Proof of Theorem 16:

For $T \geq \tau$, we have, by definition:

$$\exp(-B^*(T)T) = \exp(-\delta T) \left[\frac{p\partial_y V(\sigma_l; x_T^{*l}, \bar{y}) + (1-p)\partial_y V(\sigma_h; x_T^{*h}, \bar{y})}{p\partial_y V(\sigma_l; x_0^*, \bar{y}) + (1-p)\partial_y V(\sigma_h; x_0^*, \bar{y})} \right]$$

We are going to separate the reasoning into two parts to factorize what happens after time τ on the two different trajectories. $\exp(-B^*(T)T)$ is equal to:

$$pe^{-\delta(T-\tau)} \left[\frac{\partial_y V(\sigma_l; x_T^{*l}, \bar{y})}{\partial_y V(\sigma_l; x_\tau^{*l}, \bar{y})} \right] \times e^{-\delta\tau} \left[\frac{\partial_y V(\sigma_l; x_\tau^{*l}, \bar{y})}{p\partial_y V(\sigma_l; x_0^*, \bar{y}) + (1-p)\partial_y V(\sigma_h; x_0^*, \bar{y})} \right]$$

$$+(1-p)e^{-\delta(T-\tau)} \left[\frac{\partial_y V(\sigma_h; x_T^{*h}, \bar{y})}{\partial_y V(\sigma_h; x_\tau^{*h}, \bar{y})} \right] \times e^{-\delta\tau} \left[\frac{\partial_y V(\sigma_h; x_\tau^{*h}, \bar{y})}{p\partial_y V(\sigma_l; x_0^*, \bar{y}) + (1-p)\partial_y V(\sigma_h; x_0^*, \bar{y})} \right]$$

The terms $e^{-\delta(T-\tau)} \left[\frac{\partial_y V(\sigma_l; x_T^{*l}, \bar{y})}{\partial_y V(\sigma_l; x_\tau^{*l}, \bar{y})} \right]$ and $e^{-\delta(T-\tau)} \left[(1-p) \frac{\partial_y V(\sigma_h; x_T^{*h}, \bar{y})}{\partial_y V(\sigma_h; x_\tau^{*h}, \bar{y})} \right]$ can easily be controlled using what we know from the deterministic cases : they are respectively greater than $e^{-a(l)(T-\tau)}$ and $e^{-a(h)(T-\tau)}$.

The other terms correspond to what happens before time τ and we would like to link them to the ecological discount rate $B^*(\tau)$.

Let's take first the term corresponding to the "l-trajectory":

$$e^{-\delta\tau} \left[\frac{\partial_y V(\sigma_l; x_\tau^{*l}, \bar{y})}{p\partial_y V(\sigma_l; x_0^*, \bar{y}) + (1-p)\partial_y V(\sigma_h; x_0^*, \bar{y})} \right]$$

$$= e^{-\delta\tau} \left(\frac{p\partial_y V(\sigma_l; x_\tau^{*l}, \bar{y}) + (1-p)\partial_y V(\sigma_h; x_\tau^{*h}, \bar{y})}{p\partial_y V(\sigma_l; x_0^*, \bar{y}) + (1-p)\partial_y V(\sigma_h; x_0^*, \bar{y})} \right)$$

$$\times \left(\frac{\partial_y V(\sigma_l; x_\tau^{*l}, \bar{y})}{p\partial_y V(\sigma_l; x_\tau^{*l}, \bar{y}) + (1-p)\partial_y V(\sigma_h; x_\tau^{*h}, \bar{y})} \right)$$

$$= e^{-B^*(\tau)\tau} \left[\frac{\partial_y V(\sigma_l; x_\tau^{*l}, \bar{y})}{p\partial_y V(\sigma_l; x_\tau^{*l}, \bar{y}) + (1-p)\partial_y V(\sigma_h; x_\tau^{*h}, \bar{y})} \right]$$

$$= e^{-B^*(\tau)\tau} \frac{\frac{\partial_y V(\sigma_l; x_\tau^{*l}, \bar{y})}{\partial_y V(\sigma_h; x_\tau^{*h}, \bar{y})}}{p \frac{\partial_y V(\sigma_l; x_\tau^{*l}, \bar{y})}{\partial_y V(\sigma_h; x_\tau^{*h}, \bar{y})} + (1-p)}$$

Now, let's turn to the term corresponding to the "h-trajectory":

$$\begin{aligned}
& e^{-\delta\tau} \left[\frac{\partial_y V(\sigma_h; x_\tau^{*h}, \bar{y})}{p\partial_y V(\sigma_l; x_0^*, \bar{y}) + (1-p)\partial_y V(\sigma_h; x_0^*, \bar{y})} \right] \\
&= \left(\frac{\partial_y V(\sigma_h; x_\tau^{*h}, \bar{y})}{p\partial_y V(\sigma_l; x_\tau^{*l}, \bar{y}) + (1-p)\partial_y V(\sigma_h; x_\tau^{*h}, \bar{y})} \right) \\
&\quad \times e^{-\delta\tau} \left(\frac{p\partial_y V(\sigma_l; x_\tau^{*l}, \bar{y}) + (1-p)\partial_y V(\sigma_h; x_\tau^{*h}, \bar{y})}{p\partial_y V(\sigma_l; x_0^*, \bar{y}) + (1-p)\partial_y V(\sigma_h; x_0^*, \bar{y})} \right) \\
&= \left[\frac{\partial_y V(\sigma_h; x_\tau^{*h}, \bar{y})}{p\partial_y V(\sigma_l; x_\tau^{*l}, \bar{y}) + (1-p)\partial_y V(\sigma_h; x_\tau^{*h}, \bar{y})} \right] \times e^{-B^*(\tau)\tau} \\
&\quad = e^{-B^*(\tau)\tau} \frac{1}{p\frac{\partial_y V(\sigma_l; x_\tau^{*l}, \bar{y})}{\partial_y V(\sigma_h; x_\tau^{*h}, \bar{y})} + (1-p)}
\end{aligned}$$

Now, if we compile all the inequalities, we obtain:

$$e^{-B^*(T)T} > e^{-B^*(\tau)\tau} \left[p e^{-a(l)(T-\tau)} \left(\frac{N^*(\tau)}{pN^*(\tau) + (1-p)} \right) + (1-p) e^{-a(h)(T-\tau)} \left(\frac{1}{pN^*(\tau) + (1-p)} \right) \right]$$

where $N^*(\tau)$ stands for $\frac{\partial_y V(\sigma_l; x_\tau^{*l}, \bar{y})}{\partial_y V(\sigma_h; x_\tau^{*h}, \bar{y})}$

If we sum everything, we get:

$$m > e^{-B^*(\tau)\tau} \left[p \frac{1}{a(l)} \left(\frac{N^*(\tau)}{pN^*(\tau) + (1-p)} \right) + (1-p) \frac{1}{a(h)} \left(\frac{1}{pN^*(\tau) + (1-p)} \right) \right]$$

We see that one thing remains to be done: studying $N^*(\tau)$.

We can write:

$$\begin{aligned}
N^*(\tau) &= \frac{\partial_y V(\sigma_l; x_\tau^{*l}, \bar{y})}{\partial_y V(\sigma_h; x_\tau^{*h}, \bar{y})} \\
&= \left[\bar{y}^{-\frac{1}{\sigma_l}} \left[x_\tau^{*l} \frac{\sigma_l - 1}{\sigma_l} + \bar{y} \frac{\sigma_l - 1}{\sigma_l} \right]^{\frac{1 - \sigma_l \sigma'}{\sigma_l - 1}} \right] / \left[\bar{y}^{-\frac{1}{\sigma_h}} \left[x_\tau^{*h} \frac{\sigma_h - 1}{\sigma_h} + \bar{y} \frac{\sigma_h - 1}{\sigma_h} \right]^{\frac{1 - \sigma_h \sigma'}{\sigma_h - 1}} \right] \\
&= \left[\bar{y}^{-\sigma'} \left[1 + \left(\frac{x_\tau^{*l}}{\bar{y}} \right)^{\frac{\sigma_l - 1}{\sigma_l}} \right]^{\frac{1 - \sigma_l \sigma'}{\sigma_l - 1}} \right] / \left[\bar{y}^{-\sigma'} \left[1 + \left(\frac{x_\tau^{*h}}{\bar{y}} \right)^{\frac{\sigma_h - 1}{\sigma_h}} \right]^{\frac{1 - \sigma_h \sigma'}{\sigma_h - 1}} \right] \\
&= \left[1 + \left(\frac{x_\tau^{*l}}{\bar{y}} \right)^{\frac{\sigma_l - 1}{\sigma_l}} \right]^{\frac{1 - \sigma_l \sigma'}{\sigma_l - 1}} / \left[1 + \left(\frac{x_\tau^{*h}}{\bar{y}} \right)^{\frac{\sigma_h - 1}{\sigma_h}} \right]^{\frac{1 - \sigma_h \sigma'}{\sigma_h - 1}}
\end{aligned}$$

It's clear that this expression grows exponentially for $\sigma_h \sigma' > 1$.

If we also have that $\sigma_l \sigma' > 1$, then this expression is always greater than 1 because we divide a term greater than 1 by a term smaller than 1. ■

Proof of Corollary 17:

From the Theorem 16, we see that the natural candidate for ϕ is:

$$\phi(p, \tau) = p \frac{1}{a(l)} \left(\frac{N^*(\tau)}{pN^*(\tau) + (1-p)} \right) + (1-p) \frac{1}{a(h)} \left(\frac{1}{pN^*(\tau) + (1-p)} \right)$$

Clearly, the only thing that needs to be clarify is the fact that ϕ lies above its chord, that is:

$$\phi(p, \tau) \geq p \frac{1}{a(l)} + (1-p) \frac{1}{a(h)}$$

This is guaranteed if $N^*(\tau)$ is greater than one, which is always true³⁶ whenever $\sigma_l \sigma' > 1$. ■

Bibliography

Aghion P., Howitt P. (1998), *“Endogenous Growth Theory”*, MIT Press.

Arrow K., Chenery H., Minhas B., Solow R. (1961), *“Capital-Labor Substitution and Economic Efficiency”*, Review of Economics and Statistics, 43, 3, P.225-250.

Barro R., Sala-i-Martin X. (1995), *“Economic growth”*, McGraw-Hill.

Dasgupta P. (2001), *“Human Well-Being and the Natural Environment”*, Chapter 6, Oxford University Press.

Gerlagh R. and B.C.C. van der Zwaan (2002) Long-term substitutability between environmental and man-made goods, Journal of Environmental and Economic Management 44:329-345.

Gollier C., B. Jullien and N. Treich (2000) "Scientific Progress and irreversibility : an economic interpretation of the Precautionary Principle" Journal of Public Economics, 75; 229-253.

Gollier C. (2008), *“Ecological discounting”*, Toulouse School of Economics Working Paper.

Guéant O., Lasry J.-M., Zerbib D.-O., *“Autour des taux d'intérêt écologique”*, Cahier de la Chaire Finance et développement durable, 3.

Guesnerie R. (2004), *“Calcul économique et développement durable”*, Revue Economique. 55-63, 363-382.

³⁶Since $N^*(\tau)$ grows exponentially, the condition $\sigma_l \sigma' > 1$ can be replaced by a condition on τ that has to be large enough. Another possible condition to guarantee $N^*(\tau) > 1$ is that the x_τ 's are large enough and this can also be guaranteed by a sufficiently large initial wealth α_0

- Guesnerie R., Woodford M. (1992), "*Endogenous fluctuations*", in Advances in economic theory, Econometric Society Monograph, Cambridge University Press, p. 289-412.
- Guesnerie R and H. Tulkens editors (2008) "*The design of climate policies*", MIT Press.
- Heal G. (1998) "*Valuing the future : Economic Theory and Sustainability*", Columbia University Press.
- Heal G. (2006), "*Intertemporal Welfare Economics and the Environment*", in the Handbook of Environmental Economics, Elsevier.
- Hoel M., Sterner T. (2007), "*Discounting and relative prices*", Climatic Change.
- Henry C.(2000), "*Growth, Intergenerational Equity and the use of Natural Resources*", Discussion paper, Laboratoire d'Econométrie de l'Ecole Polytechnique.
- Krutilla J. Cichetti C. (1972) "*Evaluating benefits of environmental Resources with special applications to the Hells Canyon*", Natural Resources Journal, 12,1-29.
- Lecoq F., Hourcade J.-C. (2002), "*Incertitude, irréversibilités et actualisation dans les calculs économiques sur l'effet de serre*", in "Kyoto et l'économie de l'effet de serre", La Documentation Française, Complément D.
- Lomborg B. (2001), "*The Skeptical Environmentalist: Measuring the Real State of the World*", Cambridge University Press.
- Milleron J.C, Guesnerie R., Crémieux M. (1978), "*Calcul économique et décisions publiques*", La Documentation Française.
- Nordhaus W. (1993), "*Rolling the DICE: an optimal transition path for controlling greenhouse gases*", Resource and Energy Economics, 15, 27-50.
- Nordhaus W, Boyer J. (2000), "*Roll the DICE Again: The Economics of Global Warming*", MIT Press
- Stern N. (2006), "*Stern Review on the Economics of Climate Change*"
- Stern N (2008), "*The Economics of Climate Change*", Richard Ely lecture, AEA meetings, New Orleans, January
- Sterner T., Persson U. (2007), "*An Even Sterner Review*", Resources for the Future.
- Weitzman M. (2001) "*Gamma discounting*", American Economic Review, 91, 1, p. 260- 271.
- Weitzman M. (2007) "*The Stern Review and the economics of climate change*", Journal of Economic literature, 45, 3, 703-724.
- Weitzman, Martin L. (2008) "*On Modelling and Interpreting the Economics of Catastrophic Climate Change.*" American Economic Review 91 (1) p. 260-271.