



**HAL**  
open science

# A Game theoretic model for generation capacity adequacy: Comparison between investment incentive mechanisms in electricity markets

Haikel Khalfallah

► **To cite this version:**

Haikel Khalfallah. A Game theoretic model for generation capacity adequacy: Comparison between investment incentive mechanisms in electricity markets. *Energy Journal*, 2011, 32 (4), pp.117-157. halshs-00743195

**HAL Id: halshs-00743195**

**<https://shs.hal.science/halshs-00743195v1>**

Submitted on 18 Oct 2012

**HAL** is a multi-disciplinary open access archive for the deposit and dissemination of scientific research documents, whether they are published or not. The documents may come from teaching and research institutions in France or abroad, or from public or private research centers.

L'archive ouverte pluridisciplinaire **HAL**, est destinée au dépôt et à la diffusion de documents scientifiques de niveau recherche, publiés ou non, émanant des établissements d'enseignement et de recherche français ou étrangers, des laboratoires publics ou privés.

# A Game Theoretic Model for Generation Capacity Adequacy: Comparison Between Investment Incentive Mechanisms in Electricity Markets

Mohamed Haikel Khalfallah\*

*In this paper we study the problem of long-term capacity adequacy in electricity markets. We implement a dynamic model in which firms compete for investment and electricity production under imperfect Cournot competition. The main aim of this work is to compare three investment incentive mechanisms: reliability options, forward capacity market and capacity payments. Apart from the oligopoly case, we also analyze collusion and monopoly cases. Dynamic programming is used to deal with the stochastic environment of the market and mixed complementarity problem and variational inequality formulations are employed to find a solution to the game. The main finding of this study is that market-based mechanisms would be the most cost-efficient mechanism for assuring long-term system capacity adequacy. Moreover, generators would exert market power when introducing capacity payments. Finally, compared with a Cournot oligopoly, collusion and monopolistic situations lead to more installed capacities with market-based mechanisms and increase consumers' payments.*

doi: 10.5547/ISSN0195-6574-EJ-Vol32-No4-6

## 1. INTRODUCTION

Policymakers in many countries agree that after the deregulation, the energy market<sup>1</sup> has to be re-designed or corrected to guarantee generation adequacy. In theory, competitive energy markets would give exactly the right energy price to induce the optimal expansion plan. However, different concerns have

*The Energy Journal*, Vol. 32, No. 4. Copyright ©2011 by the IAEE. All rights reserved.

\* Florence School of Regulation, European University Institute, Florence, Italy. E-mail: haikel.khalfallah@eui.eu.

doi: 10.5547/ISSN0195-6574-EJ-Vol32-No4-6

1. Known as the 'energy-only market', which requires the elimination of any price cap, it allows full participation of demand and leaves each market actor to experience fully the volatility of market prices.

increased recently and yielded to its failure, owing to the uncertain growth of electricity demand, price volatility, which makes new investment very risky, and the potential for market power abuse, especially in a peaking period. Some studies suggest that these factors, coupled with serious market design flaws and other circumstances, caused the Californian crisis in the summer of 2000, viewed as the first failure of deregulation. It was characterized by extraordinarily high spot market prices, the rise of total energy costs at up to ten times the historical level, shortages and subsequent rolling blackouts within the state.

Apart from these factors, another real problem which reduces market signals for attracting adequate investment in generation is the 'missing money' problem. In fact, a competitive electricity price cannot, by itself, cover both the operating costs and the capital investment cost required to attract new investment in long-lived generation capacity to support a least-cost generation supply portfolio consistent with mandatory reliability criteria. This lack of financial sustainability would discourage firms to invest in the system. As a consequence, an imbalance between the steadily growing demand for power and the existing generation capacity (Joskow [2007]) is expected. This would give incumbents and dominant firms good opportunities to exert market power and manipulate electricity prices.

Market power could be tackled by introducing long-term contracts as has been demonstrated by Allaz and Vila [1990] and by limiting firms' ability to bid up prices. However, one can agree that using price cap would just prevent generators from earning excessive scarcity rents without giving any incentive to invest in the system. Also, a big challenge concerns the setting of the level of this exogenous price cap.

The discussion above illustrates why there are many proponents of designing electricity markets with investment incentive mechanisms, in addition to the spot market, which could be a solution to ensure long-term reliability of electricity markets. Several mechanisms have either been applied or seriously considered at international level. They are classified in two categories. The first one is the non-market-based mechanisms. The most important is the capacity payment mechanism. It has frequently been used to compensate generators for improving reliability. These payments are important revenue sources for generating units that are scheduled to provide available capacity but would probably not be called to produce electricity and that would not recover investment costs when only receiving energy payments from competitive generation markets. In peak periods generators are given an additional capacity payment based on their availability (whether they get dispatched or not) or based on generated energy as an addition to the energy market clearing price. The problem with this mechanism is that no obligation to serve is imposed on generators and therefore the level of adequacy cannot be guaranteed. It is also very difficult to find a convincing way of determining the efficient capacity price. Another non-market-based mechanism is the purchase of peaking units by the system operator. This approach is meant to avoid generation units that provide capacity at the margin deciding to leave

the market when their revenues are too volatile or when they are insufficient to cover at least their total operating cost. It is, however, strongly interventionist and may interfere with the proper functioning of the market (Arriaga [2001]).

The second category is the market-based mechanisms. In a forward capacity market model, generation adequacy would be ensured by giving consumers the opportunity to ensure *ex ante* the capacities' availability from generators. Every year, end-users can contract enough firm generation capacity above their peak load to cover their expected peak load plus a regulated margin. This leads to the creation of a forward capacity market, in addition to the energy market, that allows trading generators' capacities. The forward capacity markets provide generators with the opportunity to collect extra revenue for their generation capacities and provide incentives for the building of reserves beyond those that meet the short-term needs for ancillary services. They are committed to have the contracted capacity available whenever they are required to produce it, otherwise they pay a penalty charge. Joskow [2007] suggests that when generators are called to offer their contracted capacity in the spot market, they are also required to refund the consumers any *infra-marginal* rent corresponding to the difference between the spot price and the marginal cost of a peaking unit of reference. In other words, energy prices are capped by a regulated reference price.

The second market-based mechanism is the reliability options scheme.<sup>2</sup> It has the same objective as the forward capacity market, in which the availability of generation has to be bought *ex ante*, but it differs in its organization. Here, the system operator (SO) proposes a system of options to protect electricity buyers against excessive prices in the spot market. Energy generators are rewarded for the insurance they provide and punished when they fail to supply the energy for which they have contracted. The options are marketed by the SO through yearly uniform price auctions. The SO determines in advance the strike price for the auction, which acts as a price cap for demand, and the time horizon during which the generator is required to generate the committed energy at any time. The SO will exercise his option whenever the energy price exceeds the strike price. Generators submit one or several bids to the auction, expressing quantity (the committed energy) and price (the required premium). Finally, the market is cleared as a simple auction and all of the accepted bids receive the premium that was solicited by the marginal bid. The call is represented as follows: consumers pay a premium to acquire the right to buy energy at the exercise price rather than the spot price and generators receive the premium for abandoning the right to sell at the spot price and for committing to sell at the exercise price whenever consumers exercise the option. On the one hand, this method stabilizes the income of generators, who exchange an uncertain and volatile income (the energy price) for a certain one (the premium from the auction); on the other hand, it represents a market-based mechanism to hedge demand against the occurrence of high market prices (since the energy price is capped by the strike price).

2. Not tried in practice.

The intention of the market-based mechanisms is to guarantee a regulated generation adequacy level for the system by defining specific obligation of generation and assuring that generators will be available when the system needs them because of scarcity of supply. They also give generators the opportunity to collect extra stable income in the market, enabling them to cover both the operating costs and the capital investment cost required for new investment.

In this paper, we try to compare three investment incentive mechanisms, capacity payment, forward capacity market and reliability options<sup>3</sup> in terms of long-term capacity adequacy in an uncertain environment, particularly since, to our knowledge, there has been almost no previous research on how the mechanisms can deal with this problem in the long term. In other words, do such instruments solve the problem of supply adequacy and at what cost? By long-term system adequacy we mean the existence of enough installed available capacity of the appropriate characteristics to meet the estimated peak demand. In the light of our assumptions about the structure, we also show why the energy-only market would not give good signals for new capacity additions, and why the implementation of an additional incentive mechanism is needed to guarantee the availability of all generators, to attract new investments and to reduce market power.

In the literature, the problem of long-term system reliability has been largely studied in qualitative terms. Arriaga [2001] studies the different mechanisms discussed above and indicates the weak and strong points of each one. Similar approaches to the reliability options scheme proposed by Vazquez et al. [2002] have also been described by Oren [2003] and Papalexopoulos [2004]. Joskow [2007] discusses three real problems with competitive wholesale electricity markets that reduce the attractiveness of investments in new generation capacity: the lower level of competitive electricity prices (the 'missing money' problem), their volatility and the regulatory uncertainty in market rules and market institutions. He suggests that the introduction of a forward capacity market, in addition to the spot market, would be a solution to attract adequate investment in generation capacity.

There are, however, a few works that attempt to model the quantitative effects of those market designs. For instance, a system dynamic model shows in Ford [1999] that, first, without incentives, construction cycles would occur frequently and the industry would face repeated periods of undersupply and oversupply, and second, the introduction of a constant capacity payment could diminish considerably the occurrence of these cycles. The model presented in Botterud [2003] looks at the question of long-term generation capacity adequacy in restructured and competitive power systems where future demand is represented as a stochastic process. The results clearly show that a dynamic capacity payment,

3. Another alternative which is not considered in this paper is the capacity subscription method. It gives consumers the freedom to choose their level of reliability through the amount of maximum capacity to which they subscribe. For more details, see Doorman [2003] and Doorman and Botterud [2008].

where capacity price is endogenous to the reliability in the market, is more likely to maintain an adequate level of installed capacity if demand grows faster or slower than expected. The model presented in Botterud et al. [2005] calculates optimal investment strategies under both centralized social welfare and decentralized profit objectives. It is shown, first, that a price cap below the value of lost load or monopolistic investment conditions will contribute to postponing investment decisions further, and second, that a capacity payment will help trigger earlier investments, but can also result in too much investment in peaking units. De Vries [2004] develops a simulation model for the Dutch power system. The model is used to analyze the effect of several of the capacity mechanisms. The main conclusion is that mechanisms with a regulated volume of generation capacity are more robust than those that use economic incentives for stimulating investments. It is therefore argued that capacity obligations are the most attractive.

The work presented in this paper adds to the literature on modeling the long-term effect of investment incentive mechanisms. Differently from the literature where imperfect competition is disregarded, we apply the Nash-Cournot model of oligopoly behavior to formulate a three-stage model that may characterize three decisions in an imperfect competitive regime: expansion planning, generation decisions and reserve capacity or quantity decisions (obligation to produce when applying the market-based mechanisms).

In the energy area, a considerable volume of literature deals with imperfect competition. Only investment and production decisions, however, are considered. Pineau and Murto [2003] use a sample-path adapted open-loop information structure<sup>4</sup> to present a dynamic stochastic oligopoly model that describes production and investment in a deregulated electricity market with uncertainty of future demand. Variational inequality and mixed complementarity problem formulations are employed to find a solution. Their model offers a helpful description of the dynamic production-investment problem. Finon et al. [2005] extend their paper by increasing uncertainty and including the possibility of the phasing-out of existing capacities. In addition, other contributions (Von der Fehr and Harbord [1997], Murphy and Smeers [2005]) study investments in new generation capacities with theoretical two-stage oligopoly models, but the description of the electricity market is essentially static. Ventosa et al. [2002], from the mixed complementarity problem and the mathematical program with equilibrium constraints formulations, developed a Cournot model and a Stackelberg model of expansion planning where future demand is certain. Chuang et al. [2001] use a Cournot model that analyses the generation expansion planning in a competitive electricity industry. Based on the iterative search procedure, results show a greater industry expansion and system reliability under Cournot competition than under centralized expansion planning. Contrary to this literature, a mechanism stage is added in our work in order to study how the investment and production could change if an incentive mechanism is implemented.

4. The method supposes that all decisions are simultaneous.

Mixed complementarity problem formulations are largely used to find a solution to a Nash-Cournot model (Ventosa et al. [2002], Gabriel et al. [2005]). It takes advantage of the competitors' simultaneous decisions in a Nash-Cournot model and its complementarity structure. In our study, we have two continuous decisions (mechanism and operation) and one discrete decision (investment). Each sub-model at the continuous decision stage is described as a mixed complementarity problem in order to represent the equilibrium properly. A sequential Nash-Cournot solution, however, is used to find the optimal investment choice.

Contrary to the literature discussed above, a closed-loop solution<sup>5</sup> is used in this paper to represent the interaction between all competitors' decisions. The method suggests that the three decisions are not decided at the same time. Investment decisions are made in the first stage, mechanism decisions in the second stage and operating decisions in the third stage. The game is then truly a three-stage game where competition takes place in three steps. The generators play against each other when making investments, knowing how they will play against each other when participating in the mechanism and when operating their plants. This is also the case in the mechanism stage; they know their optimal future production decisions depend on their actual mechanism decisions. Owing to the presence of uncertainty of future demand, stochastic dynamic programming is used to solve the overall problem.<sup>6</sup>

The main finding of this study is that market-based mechanisms would be the most cost-efficient way of ensuring long-term system adequacy and encouraging earlier and adequate new investments in the system. Moreover, generators would exert market power with non-market based mechanisms. Finally, compared with Cournot competition, cartel and monopolistic situations lead to more installed capacities with market-based mechanisms and increasing end-user payments.

The paper is organized as follows. Section 2 presents the assumptions used in our models. Section 3 outlines the proposed dynamic model formulations. Section 4 presents the empirical analysis and the results from the application of our model in practice. Section 5 summarizes and concludes.

## **2. MODELING ASSUMPTIONS**

In this section, we describe the different assumptions made to formulate our Nash-Cournot models of oligopoly behavior.

Four models are developed to represent each investment incentive mechanism in an uncertain environment. The general assumptions apply to all the

5. A good comparison between the open-loop and closed-loop solutions in electricity markets is proposed in Murphy and Smeers [2005].

6. Dynamic programming is an approach developed to solve sequential, or multi-stage, decision problems. It divides the problem to be solved into a number of sub-problems and then solves each in such a way that the overall solution is optimal to the original problem.

models, but there are specific assumptions that describe the functioning of each mechanism.

## **2.1 General Assumptions**

All the models consider a hyperannual scope divided into different time segments: periods and seasons. Periods correspond to years<sup>7</sup> and seasons correspond to the following demand levels: off peak, shoulder and peak seasons.<sup>8</sup>

We also consider the uncertainty of future demand. We assume that this uncertainty may be represented by a finite set of scenarios. Therefore, the stochastic evolution of the demand can be modeled by means of a Markov chain. The Markov description is necessary in order to use stochastic dynamic programming to solve the problem (Botterud [2003] and Botterud et al. [2005]).

Demand is supposed to be price-inelastic. In fact regarding our aim to look whether investment incentive mechanism could or not ensure sufficient capacities that meet the realized demand level, we supposed that consumers are not active players—which is obviously the case especially in the short run. That's to say that we look to how generation side could be designed efficiently to ensure long term reliability face to insensitive and uncertain demand. Secondly, in order to evaluate the possibility of price manipulations by generators—in peak period mainly—we set the electricity price function sensitive to the imbalance between the realized demand and generators' production—this difference is equivalent to demand curtailment that would induce high cost (see section 3.1 for more details).

In the models, three firms compete in a Nash-Cournot manner. An important assumption of the models is that each firm is specialized in a single technology type (baseload, shoulder or peak technology).<sup>9</sup> At each period, they decide the new capacity to be added into the system and at each season they choose simultaneously the operation decision. When introducing the market-based incentive mechanism, they also have to choose the reserve capacity or quantity (commitment to produce in the future period). The investment decision is a discrete variable which takes into account the construction delay that differs according to the type of technology. In order to reduce the investment scenarios, we suppose also that if an expansion decision is made, additional investments

7. Setting a given and finite number of periods would simplify the model but since a large number of periods are considered, this gives more interests to the results and would give a robust interpretation on the benefit from implementing investment incentive mechanisms

8. This delineation is important in order to see when system requires more available capacities and in turn to understand when additional mechanism has to play.

9. A simple-technology per generator assumption is set in order to reduce the number of decision variables relative to one period. In addition, our analysis does not address the issue of the generator's technology choices, but how implementing investment mechanism could assure an adequate capacity addition in the system. However when addressing cartel situations, colluded firms will act as a single firm with a mixed-technology.



cannot be made until the ongoing construction period is finalized.<sup>10</sup> Mechanism and operating decisions, however, are continuous and constrained by the generation capacity level.

## 2.2 Specific Assumptions

We distinguish between three groups of market designs: market-based incentive mechanisms, non-market-based incentive mechanisms and the benchmark case.

### *Market-based incentive mechanism: reliability options*

Besides investment and operating decisions, firms decide in an organized auction the committed quantity to be available in the future peak period. The auction is organized one year ahead of real time, which corresponds to the peak season of a future period. In this auction, the system operator purchases the obligation from generators to produce in the future a prescribed quantity of energy (highest expected peak demand). The method is based on the financial call option principle.<sup>11</sup> The SO sets the strike price. When the electricity price exceeds the strike price, the SO exerts his option and commits the generator to produce and to sell their committed energy at the strike price. If a generator is not available to produce, it pays a penalty charge fixed administratively at the time of the auction. Each generator submits one bid to the auction, expressing quantity and price (the required premium). The market is cleared as a simple auction and all of the accepted bids receive the premium that was requested by the marginal bid.

The overall game is represented as follows: at each period, firms choose the new capacity to be added into the system. Since the decision is a discrete variable,<sup>12</sup> we use the sequential Nash-Cournot method to find a solution. We suppose that there is a leader firm (L) which decides first, a second firm (F1) operating as a follower of L and a third firm (F2) as a second follower of L and F1. Because the discrete character of investment decision, a sequential decision is supposed to guarantee the existence and the uniqueness of the equilibrium.<sup>13</sup> After deciding the capacity addition, they compete to choose the quantity to be committed in the auction of the mechanism. This decision is a continuous variable and is found from the mixed complementarity problem method (MCP). It is con-

10. This restriction could be seen as a limitation of the paper. But because of uncertainty, multiple and repeated players decisions and the large number of periods, this assumption is important to make the model tractable (Botterud [2003]).

11. A call option is the right (but not the obligation) to buy a stock, bond, commodity or other instrument at a specified price (the strike price) within a specific time period.

12. In the real world, investment decision is almost a discrete one—generator decides to invest or not a predefined capacity.

13. We notice that we have changed the move order between the three firms. Results 'section 4' did not change.

strained by the expected generating capacity of the firm in a future year. Finally, at each season of the period, operating decisions are made, also constrained by the generating capacity level of the firm and the quantity sold at the mechanism stage in the previous year. The game is then truly a three-stage dynamic game where competition takes place in three steps. Therefore, a closed-loop solution is used to represent the interaction between all competitors' decisions. The resolution method is detailed in Section 3.

*Market-based incentive mechanism: forward capacity markets*

Similarly to the reliability options design, the main aim of this mechanism is to ensure the ex ante availability of generation. It is, however, organized in another way. The mechanism decision here concerns the firm generating capacity and not energy. Thus a capacity market is organized one year ahead of real time and the SO, on behalf of all demand, purchases a prescribed level of firms' generating capacities that can cover the expected future peak load.

The capacity market is organized as an auction procedure similar to the first market-based mechanism. The single difference concerns the strike price. While it is exogenous and fixed administratively in the reliability options scheme, it is uncertain and endogenous in the capacity market mechanism. In fact, when generators are called to offer their contracted capacity in the spot market, they are also required to refund the consumers any infra-marginal rent (see Joskow [2007] for more details) corresponding to the difference between the spot price and the variable cost of a peaking unit of reference. This regulated reference cost can be considered here as an endogenous strike price.

The overall game is represented as in the first market-based mechanism and described as a three-stage dynamic game where competition takes place in three steps. Moreover, another variant of this mechanism is studied here. Instead of assuming that the capacity price is determined via an auction procedure, we use a specific function that reflects the market's demand for capacity and expresses the relationship between the generator's payment from capacity market and the expected reliability in the system.

*Non-market-based incentive mechanism: capacity pavements*

With this design, generators are given in peak seasons an additional capacity payment based on their availability, whether they get dispatched or not.

Here, the game is represented by a two-stage dynamic model: firms decide only the new capacity to be added into the system and operating decisions. The solution at each stage is found by the same method used for modeling the market-based mechanisms.

*The benchmark case: energy-only market*

Similarly to the capacity payment mechanism, only investment and operating decisions are made by generators. Furthermore, no additional instruments

are introduced and generators' revenues are only provided by their sales in the spot market.

### 3. THE DYNAMIC MODELS

#### 3.1 Reliability Options Model (Model A)

When introducing the reliability options mechanism, as discussed in Section 2.2, the objective of each firm is to maximize his profit—market and mechanism revenues minus operating costs and investment costs—for the entire period.

The objective function to be maximized is described as follows:

For each firm,

$$\max_{q_{c,s}^t, e_c^t, u_c^t} J_c = \sum_{t=1}^T \beta^t \cdot \left\{ \sum_{i^t} \alpha(i^t) \cdot \left\{ \sum_{s=1}^3 g_{c,s}^t(q_{c,s}^t, Q_s^t, D_s^t, E^t, i^t) + z_c^t(e_c^t, i^t) - ic_c^t \cdot K_c^t(i^t) \right\} \right\} \quad (1)$$

Subject to

$$K_c^{t+lt_c}(\bar{i}) = K_c^t(i^t) + u_c^t(i^t) \quad (2)$$

$$q_{c,s}^t(i^t) \leq K_c^t(i^t) \cdot L_s \quad (3)$$

$$Q_s^t(i^t) \leq D_s^t(i^t) \quad (4)$$

$$e_c^t(i^t) \leq K_c^{t+1}(\bar{i}) \cdot L_2 \quad (5)$$

$$\sum_c e_c^t(i^t) \leq E^t(i^t) \quad (6)$$

The notation is defined as follows:

$c=1,2,3$	Player (generator)
$t=1, \dots, 16$	Period (year)
$s=1,2,3$	Season (plateau, off-peak and peak respectively)
$\beta$	Discount factor
$lt_c$	Construction delay of generator $c$ 's technology
$i^t$	Demand level state at $t$ (random variable)
$\bar{i}^t$	Successor state of $i^t$ at $t+lt$
$\bar{i}^t$	Successor state of $i^t$ at $t+1$
$J_c$	Total expected profit of generator $c$ (€)
$g_{c,s}^t$	Generator's revenue at season $s$ at period $t$ (€)

$z_c^t(e_c^t, i^t)$	Generator's revenue from market mechanism (€)
$\alpha(i^t)$	Probability of $i^t$
$K_c^t(i^t)$	Capacity of generator $c$ at period $t$ and $i^t$ (MW)
$u_c^t(i^t)$	(Decision variable) capacity addition of generator $c$ at period $t$ and $i^t$ (MW)
$q_{c,s}^t(i^t)$	(Decision variable) production of $c$ at season $s$ at period $t$ and $i^t$ (MWh)
$Q_s^t(i^t) = \sum_c q_{c,s}^t(i^t)$	Total production for season $s$ at period $t$ (MWh)
$D_s^{t+1}(i^t) = D_s^t(i^t) + w^D$	(State variable) demand level for season $s$ at period (MWh)
$e_c^t(i^t)$	(Decision variable) quantity committed by $c$ at the mechanism stage at period $t$ (MWh)
$E^t(i^t) = \sum_c e_c^t(i^t)$	Total quantity committed at the mechanism stage at period $t$ (MWh)
$ic_c^t$	Investment cost of generator $c$ 's specific technology at period $t$ (€)
$w^D$	Long-term uncertainty of demand level (MWh)
$L_s$	Number of hours in season $s$

Specific constraints are omitted here and will be presented later. Constraint (2) shows that the capacity level of  $c$  at period  $t$  is only affected by investment decision made at  $t - l_t$  i.e. by taking into account the specific construction delay of technology. Constraints (3) and (4) prevent the firm's production from exceeding his installed capacity and the total quantity produced from exceeding the demand level. Constraints (5) and (6) concern the mechanism stage. The former limits the generators' committed quantity in the auction of the mechanism to his expected installed capacity in the future period. The latter prevents the total committed quantity from exceeding the quantity requested by the system operator.

### 3.1.1 Solving the model

Our game is a repeated three-stage dynamic game where competition takes place in three steps. First, at the beginning of each period, firms decide the capacity to be added into the system,  $u_c^t(i^t)$  which is a discrete decision (invest or not invest). The second stage concerns the mechanism decision,  $e_c^t(i^t)$ . This choice is constrained by the expected capacity level of the firm in the future period and thus depends on the investment decision made in  $t - l_t + 1$ . In fact, when offering energy at the auction, firms are ready to commit themselves to be available and to produce at the future peak season, so they limit their offers to their expected capacity level  $K_c^{t+1}(i^t)$ . Finally, at each season of the period, they decide simultaneously their production depending on the demand level in the season and constrained by their installed capacities. Moreover, in the peak season, generators have to make available the reserve quantity sold in the previous period (mecha-

nism stage), so the production at this season is also constrained by  $e_c^{t-1}(i^{t-1})$ . This game is repeated annually over the planning period.

Given our game configuration, we use the closed loop information structure to solve the model where the solution is obtained by backward induction. Operating decisions are made on the basis of the observed investment decisions and reserve capacity decisions. The later ones are also chosen on the basis of previous observed investment decisions but with considerations of how operating decisions in the future peak season will be made. Similarly, investments decisions are obtained with considerations of how second and third stage decisions will be made. Except for the difficulty generally encountered in the use of this technique, it is sub-game perfect because the associated strategies are Nash equilibrium at each stage of the game, even if there has been a deviation from the equilibrium strategy in an earlier sub-game, contrary to the open-loop information structure. We note finally that firms also adapt their investment decisions at each period to those made in the future. Consequently, a stochastic dynamic programming method is used to find all capacity additions for the total planning period. The essence of dynamic programming is Bellman's principle of optimality.<sup>14</sup>

In the following sections, we calculate the Nash-Cournot equilibrium associated with each stage of the game and, using the backward induction method, we start from the last decision and end with the first one.

### 3.1.2 Operating decisions stage

At each season of the period, firms decide in Nash-Cournot manner the quantity to be produced. We distinguish between two classes of seasons: first, the plateau and off-peak seasons where production level is only constrained by the operating capacity level; second, the peak season where the mechanism is activated and operating decisions are also constrained by the reserve quantity sold in the auction of the mechanism.

#### 3.1.2.a Plateau and off-peak seasons

Generator  $c$ 's sub-model associated with these seasons is represented as follows:

$$\max_{q_{c,s}^t} g_{c,s}^t = (P_s^t(q_{c,s}^t, \bar{q}_{c',s}^t, D_s^t, i^t) - CV_{c,s}^t(q_{c,s}^t, i^t)) \cdot q_{c,s}^t(i^t) \quad (7)$$

Subject to:

$$q_{c,s}^t(i^t) \leq K_c^t(i^t) \cdot L_s \quad (\alpha_{c,s}^t) \quad (8)$$

14. Bellman's principle of optimality states that: 'An optimal policy has the property that, whatever the initial action, the remaining choices constitute an optimal policy with respect to the sub-problem starting at the state that result from the initial action'.

$$q_{c,s}^t + \bar{q}_{c,s}^t \leq D_s^t(i^t) \quad (\gamma_{c,s}^t) \tag{9}$$

$$q_{c,s}^t, \alpha_{c,s}^t, \gamma_{c,s}^t \geq 0$$

Where,

$\bar{s}$	Seasons (plateau, off-peak)
$P_{\bar{s}}^t(i^t) = a_{\bar{s}} + b_{\bar{s}} \cdot (D_{\bar{s}}^t(i^t) - \sum_c q_{c,\bar{s}}^t)$	Spot price at season $\bar{s}$ at period $t$ and $i^t$ (€/MWh)
$CV_{c,\bar{s}}^t(i^t) = d_{c,\bar{s}} + r_{c,\bar{s}} \cdot q_{c,\bar{s}}^t$	Unitary variable cost of firm $c$ 's technology at season $\bar{s}$ at period $t$ and $i^t$ (€/MWh)
$\bar{q}_{c',\bar{s}}^t$	Total production of generator $c$ 's competitors which are assumed fixed (Nash-Cournot assumption) (MWh)
$a_{\bar{s}}, b_{\bar{s}}$	Constant to be estimated from historical data
$d_{c,\bar{s}}, r_{c,\bar{s}}$	Constant of variable cost function of $c$
$\alpha_{c,s}^t, \gamma_{c,s}^t$	Dual variables for the constraints

In order to evaluate the possibility of price manipulations by generators, we use a linear function that expresses the relationship between the electricity price and the security of the system represented by  $(D_{\bar{s}}^t(i^t) - \sum_c q_{c,\bar{s}}^t)$ , which is the difference

between the demand level of the season and the total quantity produced. On the one hand, if there is no shortage in the system ( $D_{\bar{s}}^t(i^t) = \sum_c q_{c,\bar{s}}^t$ ), the electricity price

is equal to  $a_{\bar{s}}$ . On the other hand, when there are shortages, the electricity price increases: the scarcer the supply ( $D_{\bar{s}}^t(i^t) - \sum_c q_{c,\bar{s}}^t \gg 0$ ), the higher the price. Price

function contains two parameters. Parameter  $a_{\bar{s}}$  is an approximation of the marginal cost of the expensive technology operating at this season. It is set by calculating the marginal cost of the expensive technology when he is offering all his available capacity in the market. Parameter  $b_{\bar{s}}$  defines the price elasticity to the energy unsupplied at the season. It is estimated from historical data on the cost of demand curtailment in scarcity situations. This price formulation ensures that price depends on both marginal cost of generators -via parameter  $a_{\bar{s}}$ —and the cost of unserved energy—second term of price function. This price formulation will be used later for all the models and mechanism scenarios studied. Furthermore, a quadratic function is used to represent the generator's total variable cost.

Each firm maximizes simultaneously his profit from the season  $s$  (7) under constraints (8) and (9). The Nash-Cournot equilibrium<sup>15</sup> is unique since the cost function  $CV_{c,s}^t(\cdot)$  is strictly convex and continuously differentiable, and the

15. The proof of existence of the oligopolistic Nash-Cournot equilibrium is well-established in many papers. See Murphy et al. [1982] or even Friedman [1977].

revenue function  $P_s^t(\cdot) \cdot q_{c,s}^t$  is concave. The solution is found by grouping together all generators' first order optimality conditions, so a mixed complementarity problem<sup>16</sup> is formed. (See Appendix 1 for more details.) After solving the model, we find the generator's optimal production decisions of the season, function of installed capacity at the period  $q_{c,s}^{*t}(K_c^t(i^t))$ .

### 3.1.2.b Peak season

In the peak season, as explained in section 2.2, the mechanism plays and the obligation to serve made at the last period (in the auction of the mechanism) become constraining. The generator's sub-model associated with this season can be defined as:

$$\begin{aligned} \max_{q_{c,3}^t, \tilde{q}_{c,3}^t} \quad & g_{c,3}^t = S^{t-1}(\hat{i}^t) \cdot q_{c,3}^t + P_3^t(Q_3^t, D_3^t, i^t) \cdot \tilde{q}_{c,3}^t - \\ & CV_{c,s}^t(q_{c,3}^t, \tilde{q}_{c,3}^t, i^t) \cdot (q_{c,3}^t + \tilde{q}_{c,3}^t) - Pen \cdot (D_3^t(i^t) - \sum_c q_{c,3}^t) \cdot (e_c^t(i^t) - q_{c,3}^t) \end{aligned} \quad (10)$$

Subject to:

$$q_{c,3}^t(i^t) \leq e_c^{t-1}(\hat{i}^t) \quad (\delta_c^t) \quad (11)$$

$$\tilde{q}_{c,3}^t(i^t) \cdot (e_c^{t-1}(\hat{i}^t) - q_{c,3}^t) = 0 \quad (e_c^t) \quad (12)$$

$$q_{c,3}^t(i^t) + \tilde{q}_{c,3}^t(i^t) \leq K_c^t(i^t) \cdot L_3 \quad (\eta_c^t) \quad (13)$$

$$\sum_c q_{c,3}^t(i^t) + \sum_c \tilde{q}_{c,3}^t(i^t) \leq D_3^t(i^t) \quad (\lambda_c^t)$$

$$q_{c,3}^t, \tilde{q}_{c,3}^t, \delta_c^t, \eta_c^t, \lambda_c^t \geq 0 \quad ; \quad e_c^t \text{ free}$$

Where,

$\hat{i}^t$	Direct predecessor of $i^t$
$S^{t-1}(\hat{i}^t) \leq P_3^t(i^t)$	Strike price predetermined in the last period (auction of the mechanism) supposed to be lower than peak season electricity price (€/MWh)
$q_{c,3}^t$	Quantity produced by $c$ that comes from his obligation to serve (MWh)
$\tilde{q}_{c,3}^t$	Additional production of $c$ after fulfilling his obligation (MWh)

16. It solves directly the necessary conditions of the Nash equilibrium. Writing the first order optimality conditions simultaneously for all players results in a mixed complementarity problem. A general purpose complementarity code like MILES can then be used to solve this.

$Pen.(D_3^i(i^t) - \sum_c q_{c,3}^t)$	The penalty paid by $c$ per MWh of production below his committed quantity (€/MWh)
$Pen$	A constant of the penalty function
$\delta_c^t, \eta_c^t, \lambda_c^t, e_c^t$	Dual variables of the constraints

The first term in (10) represents the generator's income earned from his sales in the market. The electricity price is capped by the strike price  $S^{t-1}(\cdot)$  for the quantity  $q_{c,3}^t$  that comes for the obligation to serve made at the auction mechanism. After fulfilling their obligation to serve ( $e_c^t(i^t) = q_{c,3}^t$ ), generators can offer an additional quantity  $\tilde{q}_{c,3}^t$  in the market and receive the electricity price  $P_3^t(\cdot)$ . The third terms represents the total variable cost of all quantities produced. The fourth term shows the penalty to be paid by the generator  $c$  whenever he does not satisfy his obligation to serve,  $q_{c,3}^t(\cdot) < e_c^t(\cdot)$ . The penalty is supposed to be endogenous to the reliability in the system, represented by  $(D_3^i(i^t) - \sum_c q_{c,3}^t)$ .

Constraints (11) and (12) show that generators have first to offer their reserve quantity sold in the mechanism stage before offering additional quantities and receiving the electricity price. Constraints (13) and (14) prevent the firm's production from exceeding his installed capacity and the total quantity produced from exceeding the demand level.

Operating decisions at this stage are made on the basis of the last period decisions. So when this sub-model is solved, the optimal operating decisions  $q_{c,3}^{t*}$  and  $\tilde{q}_{c,3}^{t*}$ , are determined functions of  $e_c^{t-1}(\cdot)$ .

Based on variational inequality method, optimal operating decisions at the peak season are as follows (see Appendix 2 for more details and proof):

- If  $\sum_c e_c^{t-1}(i^t) = D_3^i(i^t)$ , then  $q_{c,3}^{t*} = e_c^{t-1}(i^t)$  and  $\tilde{q}_{c,3}^{t*} = 0$ . Each generator produces his committed quantity whenever the total quantity sold by all generators at the auction of the mechanism corresponds to the demand level of the peak season.
- If  $\sum_c e_c^{t-1}(i^t) > D_3^i(i^t)$ , then  $q_{c,3}^{t*} = f_{1,c} \cdot e_c^{t-1}(i^t) + f_{2,c} \cdot e_c^{t-1}(i^t) + f_{3,c}$  and  $\tilde{q}_{c,3}^{t*} = 0$

Where,  $f_{1,c}, f_{2,c}, f_{3,c}$  are constants depending on the strike price, the penalty, constants of the variable cost function of  $c$  and the total quantity sold in the auction of the mechanism.

Generator  $c$ 's production is a linear function of his committed quantity and those of other generators whenever the total committed quantity exceeds the demand level of the season.

- If  $\sum_c e_c^{t-1}(i^t) < D_3^i(i^t)$ , then  $q_{c,3}^{t*} = e_c^{t-1}(i^t)$  and  $\tilde{q}_{c,3}^{t*} = f(D_3^i(i^t), K_c^t(i^t), e_c^{t-1}(i^t), e_c^{t-1}(i^t))$ . The generator satisfies first his obligation and could produce additional quantity depending on his installed capacity and



the demand level whenever the total committed quantity is below the demand in the peak stage.

The reaction functions  $q_{c,3}^{t*}(e_c^{t-1})$  and  $\tilde{q}_{c,3}^{t*}(e_c^{t-1})$  are introduced now in the sub-model of the mechanism stage in order to find optimal reserve quantity decisions.

### 3.1.3 Mechanism stage

As explained in section 2.2, the system operator purchases ex ante availabilities from generators to produce in the future period a prescribed quantity of energy (highest expected peak demand).

Each generator maximizes the sum of his revenues from the auction and his expected profit in the future peak season. The associated generator's sub-model is defined as follows:

$$\max_{e_c^t} Pr_{opt}^t(i^t) \cdot e_c^t(i^t) + E_{w,p}[g_{c,3}^{t+1*}(e_c^t), \tilde{q}_{c,3}^{t+1*}(e_c^t), \tilde{Q}^t, \tilde{r}^t] \quad (15)$$

Subject to:

$$e_c^t(i^t) \leq K_c^{t+1}(\tilde{r}^t) \cdot L_3 \quad (\alpha_c^t) \quad (16)$$

$$e_c^t(i^t) \leq \{ \bar{Q}^t(i^t), \bar{Q}^t(i^t) - e_c^t(i^t), \bar{Q}^t(i^t) - \sum_{c'} e_{c'}^t(i^t) \} \quad (\varepsilon_c^t) \quad (17)$$

$$\sum_c e_c^t(i^t) \leq \bar{Q}^t(i^t) \quad (\eta_c^t) \quad (18)$$

Where,

$g_{c,3}^{t+1*}(\cdot)$  Expected optimal pay-off in the future peak period depending on reserve quantity decision of  $c$  (€)

$\tilde{q}_{c,3}^{t+1*}(\cdot)$  Quantity purchased by the SO. It corresponds to the expected highest peak demand (MWh)

$Pr_{opt}^t(i^t)$  The auction price corresponding to the premium solicited by the marginal bid (€/MWh)

$e_c^t, \alpha_c^t, \varepsilon_c^t, \eta_c^t$  Dual variables of the constraints

In a Nash-Cournot manner, generators decide simultaneously the quantity  $e_c^t(\cdot)$  to be sold in the auction. They take into account their pay-offs in the future peak season  $g_{c,3}^{t+1*}(\cdot)$  since this pay-off depends on their actual auction decisions. Constraints (16) and (18) prevent respectively the firm's sold quantity from exceeding his expected installed capacity and the total committed quantity from exceeding the quantity requested by the SO. Constraint (17) shows that generator  $c$  can offer

up to  $\bar{Q}'(i')$  if he has the lowest bid price, until  $\bar{Q}'(i') - e'_{c'}(i')$  if only the bid price of generator  $c'$  is lower than his offer and finally until  $\bar{Q}'(i') - \sum_{c'} e'_{c'}(i')$  if his offer is the highest among the offers retained in the market.

We suppose that each generator offers a ‘marginal’ premium. We mean by this the value that guarantees at least the revenue the generator would require from the market for being available to produce. This is a reasonable assumption when players are single generating units acting alone in competition with other generators.

In other way, when participating in the auction, the generator knows that his revenue in the future peak season will be capped by the strike price. So his required premium would rationally incorporate the income that he will not receive from the spot market, which corresponds to the difference between the expected electricity price, calculated apart by assuming that the generator does not participate in the auction, and the strike price. Additionally, if the generator is a non-competitive one and the electricity price cannot, of itself, cover both their operating and investment cost, he would rationally formulate a premium that covers the difference between the total expected cost and the strike price. Therefore the premium requested by generator  $c$  is:

$$Pr'_c(i') = \max\{E_{w^0}(P_3^{t+1}(\bar{q}_{c,3}^{t+1}, \bar{r}')) - S'(i'); E_{w^0}(UC_3^{t+1}(\bar{q}_{c,3}^{t+1}, \bar{r}')) - S'(i')\} \quad (19)$$

Where,

- $Pr'_c(i')$  The premium offered by the generator  $c$  (€/MWh)
- $P_3^{t+1}(\bar{r}')$  Electricity price in the future peak season, if generator  $c$  does not participate in the auction (€/MWh)
- $UC_3^{t+1}(\bar{r}')$  Unitary total cost of generator  $c$ 's at future peak season (€/MWh)
- $\bar{q}_{c,3}^{t+1}(\bar{r}')$  Operating decision of generator  $c$  at the future peak season if he does not participate in the auction (MWh)

In appendix 3 we show in details how auction price is calculated.

### 3.1.4 Investment stage

After determining optimal operating and mechanism decisions functions of generators’ installed capacity levels, we formulate a stochastic dynamic sub-model, which takes the form of Bellman’s equation, as described in Bertsekas [2000], in order to find generators’ investment decisions. These decisions are discrete ones. A sequential Nash-Cournot equilibrium is calculated by supposing that there is a leader firm (L) which decides first, a second firm (F1) which operates as a follower of L and a third firm (F2) operating as a second follower of L and F1 (see section 2.2). The decision rule gives the yearly decisions de-

pending on the information available when the decisions have to be made, such as demand level, generators' installed capacities and past information about investment decisions.

The mathematical formulation of the investment problem is described as follows:

$$\begin{aligned}
 J_c^t(i^t) = & \max_{u_c^t} \sum_s g_{c,s}^t(q_{c,s}^{t*}, \tilde{q}_{c,3}^{t*}, q_{c',s}^{t*}, \tilde{q}_{c',3}^{t*}, K_c^t, K_{c'}^t, u_c^t, i^t) \\
 & + z_c^t(e_c^{t*}, K_c^t, K_{c'}^t, i^t) - ic_c^t \cdot K_c^t(i^t) \\
 & + (1+r) - 1 \cdot E_{w_{D,t}}(J_c^{t+1}(f(K_c^t, K_{c'}^t, u_c^t, u_{c'}^t)))
 \end{aligned}
 \tag{23}$$

Subject to

$$K_c^{t+1}(i^t) = K_c^t(i^t) + u_c^t(i^t)
 \tag{24}$$

Where,

- $J_c^t$  Max expected pay-off in period  $t$  (€)
- $J_c^{t+1}$  Optimal expected pay-off in period  $t+1$ , corresponding to period  $t$ 's optimal investment decisions (€)
- $f(\cdot)$  Future profits from period  $t$  to final period that correspond to generator's investment decisions made at period  $t$

Based on backward induction, the resolution starts from the end and goes back to the beginning of the planning period. At each period, generator  $c$  maximizes his expected total profit which corresponds to the sum of his profit in the current period—market revenue plus mechanism revenue—and his optimal expected profit in future periods minus investment costs. We suppose that each generator pays a constant annuity  $ic_c^t$  calculated from the total investment cost that would be paid over the lifetime of the plant.

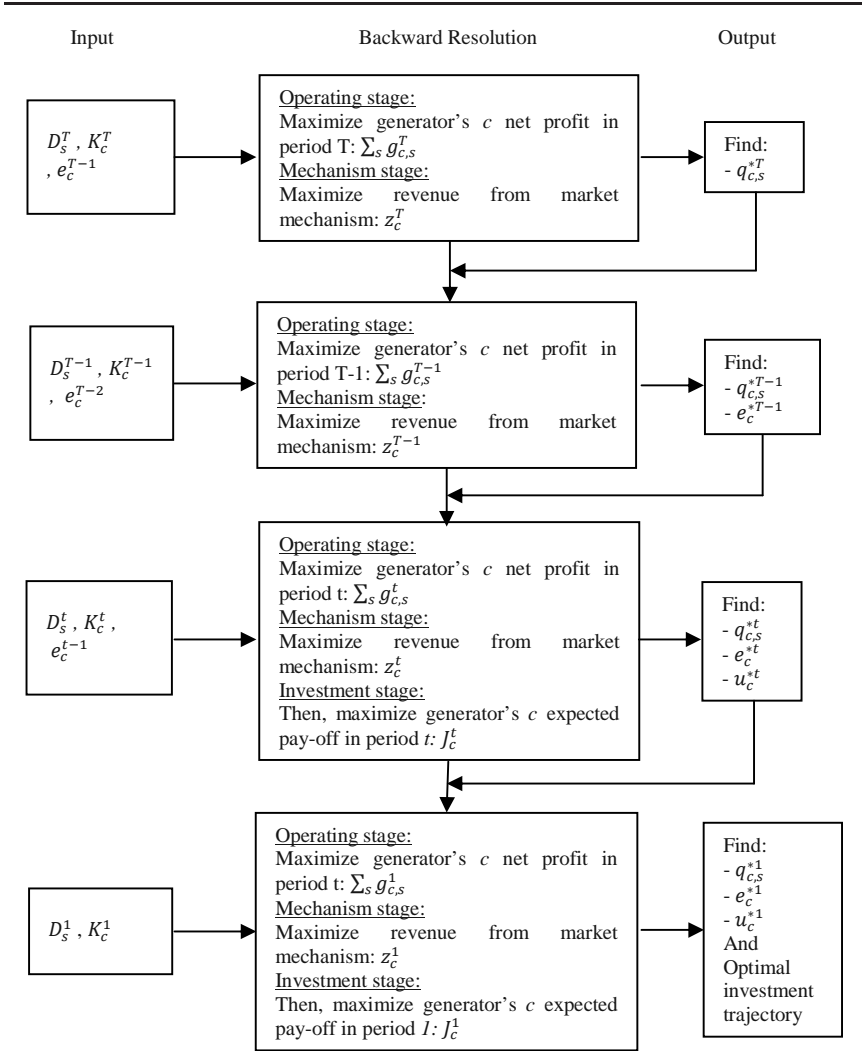
Owing to the presence of construction delays that differ according to the generator's specialization, we suppose that if an expansion decision is made, additional investments cannot be made until the ongoing construction period is finalized.

The resolution of the overall expansion algorithm is shown in the flow chart in Figure 1.

### 3.2 Forward Capacity Market Models (Models B1 and B2)

Two variants of capacity market mechanism are modeled here. The first one (Model B1) has the same assumptions as the reliability options model. The overall game is also described as a repeated three-stage dynamic game where competition takes place in three steps: investment, mechanism and operating decisions. In the mechanism stage, a capacity market is organized via an auction

**Figure 1: Flowchart for the Resolution of the Overall Expansion Algorithm**



procedure where generators sell capacity (and not quantity) and they are committed to making it available whenever they are called to do so in the future period (peak season).

For the second model (Model B2), we use a specific function that reflects the market's demand for capacity and expresses the relationship between the generator's payment from capacity market and the expected reliability in the

system. We suppose that capacity price is determined by the capacity demand function, instead of the auction procedure.

### 3.2.1 Model B1: auction procedure

We use the same description and assumptions employed in Model A. The differences, however, concern the sub-models of the mechanism stage and the peak season.

Compared with the sub-model used in section 3.1.3, the unique difference concerns the required premium offered by generators. It is redefined as:

$$Pr_c^t(i^t) = \max \left\{ \begin{array}{l} E_{w^D}(P_3^{t+1}(\bar{q}_{c,3}^{t+1}, \bar{r}^t) - Cm_{\bar{c},s}^t(i^t)); \\ E_{w^D}(UC_3^{t+1}(\bar{q}_{c,3}^{t+1}, \bar{r}^t) - Cm_{\bar{c},s}^t(i^t)) \end{array} \right\} \quad (25)$$

Where,

$\bar{c}$  Peak generator  
 $Cm_{\bar{c},s}^t(q_{\bar{c},3}^t, \bar{q}_{\bar{c},3}^t, i^t)$  Marginal cost of the peak generator (€/MWh)

In fact, when generators are called to offer their contracted capacity in the spot market, they are also required to refund the consumers any infra-marginal rent corresponding to the difference between the spot price and the marginal cost of peak generator  $Cm_{\bar{c},s}^t(\cdot)$ . While the strike price is exogenous and fixed ex ante in the reliability option model, it is endogenous and uncertain in this model.

Therefore, the generator's profit associated with the peak season can be redefined as:

$$g_{c,3}^t = P_3^t(Q_3^t, D_3^t, i^t) \cdot (q_{c,3}^t + \bar{q}_{c,3}^t) - CV_{c,s}^t(q_{c,3}^t, \bar{q}_{c,3}^t, i^t) \cdot (q_{c,3}^t + \bar{q}_{c,3}^t) - \quad (26)$$

$$Pen \cdot (D_3^t(i^t) - \sum_c q_{c,3}^t) \cdot (e_c^t(i^t) - q_{c,3}^t)$$

As in model A, generators decide in the peak season the quantity to be produced that comes from their mechanism stage  $q_{c,3}^t(\cdot)$ . If they fulfill their obligations, they can offer additional quantities  $\bar{q}_{c,3}^t(\cdot)$ . The generator earns the spot price  $P_3^t(\cdot)$  for the total quantity produced, but he is required to refund consumers the infra-marginal rents for all its contracted quantity (second term in (26)). Finally, the generator pays a penalty fee whenever his obligations are not satisfied.

### 3.2.2 Model B2: capacity demand function

In the traditional capacity market, load serving entities (LSE) have to by ex-ante a predefined level of capacities that correspond to the peak demand plus a capacity margin. In the USA where it was applied, we have observed that price are either close to 0 (if offered capacities are sufficient to meet LSE demand) or

very high (in case of insufficient offer). That's why we can suggest a centralized demand function for capacity that defines the capacity price without applying an auction.

Compared with model B1, the auction in the mechanism stage is replaced by a specific capacity demand function, equation (27).

$$Pcap'_c(i^t) = h + n \cdot (\bar{Q}^t(i^t) - \sum_c e'_c(i^t)) \tag{27}$$

Where,

- $Pcap'_c(i^t)$  Capacity price (€/MWh)
- $h$  and  $n$  Constants of the capacity demand function

The function expresses the relationship between the generator's payment from the capacity market and the difference between the quantity required by the SO and the contracted capacity. This function reflects the market's demand for capacity, where the payment increases if the reliability decreases.

The generators' sub-model in the mechanism stage is now reformulated as:

$$\max_{e'_c} Pcap'_c(i^t) \cdot e'_c(i^t) + E_{w^D} [g_{c,3}^{t+1*}(e'_c), \bar{q}_{c,3}^{t+1*}(e'_c), \bar{Q}^t, \bar{r}^t)] \tag{28}$$

Subject to:

$$e'_c(i^t) \leq K_c^{t+1}(\bar{r}^t) \cdot L_3 \tag{29}$$

$$\sum_c e'_c(i^t) \leq \bar{Q}^t(i^t) \tag{30}$$

Owing to the fact that the future peak season profit  $g_{c,3}^{t+1*}(\cdot)$  in (28) depends on the level of  $\sum_c e'_c(\cdot) - D_3^{t+1}(\cdot)$  and that  $Pcap'_c(\cdot) \cdot e'_c(\cdot)$  is not a strictly continuous function, the objective function in (28) cannot be handled by the MCP method. The solution is therefore found by an iterative procedure.

Finally, we note that optimal operating decisions and investment decisions are calculated by use of the same formulation applied in Models A and B1.

### 3.3 Capacity Payment Model (Model C)

Generators are given in peak seasons a fixed capacity payment for their installed capacity whatever they produce or not. The game is represented by a two-stage dynamic model. Generators compete in a Nash-Cournot manner to find investment and operating decisions (no mechanism stage). The solution at each stage is found by applying of the same method used for modeling the market-based incentive mechanisms.

The unique difference concerns the peak season sub-model. It is reformulated as follows:

$$\max_{q'_{c,3}} g'_{c,3} = P'_3(Q'_3, D'_3, i') \cdot q'_{c,3}(i') + PC \cdot K'_c(i') - CV'_{c,3}(q'_{c,3}, i') \cdot q'_{c,3} \quad (31)$$

Subject to:

$$q'_{c,3}(i') \leq K'_c(i') \cdot L_3 \quad (32)$$

$$\sum_c q'_{c,3}(i') \leq D'_3(i') \quad (33)$$

Where,

$PC$  A constant capacity price (€/MW)

### 3.4 Energy-Only Market Model (Model D)

Similarly to the capacity payment mechanism, only investment and operating decisions are made by generators. Furthermore, generators' revenues only result from their sales in the spot market. Therefore generators' sub-model for each season  $s$  is defined as:

$$\max_{q'_{c,s}} g'_{c,s} = P'_s(Q'_s, D'_s, i') \cdot q'_{c,s}(i') - CV'_{c,s}(q'_{c,s}, i') \cdot q'_{c,s} \quad (34)$$

Subject to:

$$q'_{c,s}(i') \leq K'_c(i') \cdot L_s \quad (35)$$

$$\sum_c q'_{c,s}(i') \leq D'_s(i') \quad (36)$$

Investment decisions are found similarly to the market-based mechanisms by application of the stochastic dynamic programming method.

### 3.5 Comparison Between Investment Incentive Mechanisms

The objective of this study is to find which among these market designs is the most efficient in terms of ensuring long-term system adequacy, cost efficiency and limitations of price manipulations. Three criteria are used to evaluate the different market designs. The first one is the evolution of peak capacity margins within the planning period. The second is the evolution of average peak prices and total incentive costs paid by end-users for each incentive mechanism. The third one concerns market price manipulation. We also investigate how op-

**Table 1: Initial Input Parameters for the Models**

Parameter	NAME IN THE MODELS	VALUE
Initial installed capacity	$K_1^1, K_2^1$ and $K_3^1$	67000 (MW), 20000 (MW) and 10000 (MW)
Construction delays	$lt_1, lt_2$ and $lt_3$	5 years, 3 years and 2 years
New installed capacity	$u_1^1, u_2^1$ and $u_3^1$	2000 (MW), 1500 (MW) and 1000 (MW)
Initial load level	$D_1^1, D_2^1$ and $D_3^1$	63333(MW),78500(MW) and 95000 (MW)
Discount factor	$\beta$	1/(1,08)
Load growth	$w^p$	1300 (MW) or 650 (MW)
Yearly Investment cost	$ic_1^1, ic_2^1$ and $ic_3^1$	115300(€/MW),58400 (€/MW) and 30000 (€/MW)
Number of hours in the season	$L_1, L_2$ and $L_3$	4260 hours, 3000 (hours) and 1500 (hours)
Parameters of price function	$b_1, b_2$ and $b_3$	$5*10E-9, 5*10E-8$ and $10*10E-7$
Parameters of variable cost function	$d_1, d_2$ and $d_3$	9 (€/MWh), 40 (€/MWh) and 80 (€/MWh)
Parameters of variable cost function	$r_1, r_2$ and $r_3$	$4,13*10E-8(€/MWh^2), 6,38*10E-8(€/MWh^2)$ and $3*10E-7(€/MWh^2)$
Parameters of capacity demand function	$h$ and $n$	18000 (€/MW) and $7*10E-7(€/MW^2)$

timal competitors’ strategies could change according to the structure of competition (competitive oligopoly, collusion and monopoly).

## 4. CASE STUDY

### 4.1. General Input Data

The parameters in the models are estimated from historical data for the French electricity market,<sup>17</sup> and found in (Etudes DIGEC [1997], Etude DGEMP [2003] and Pownext *Bilan Statistique*). We have referred to annual historical data for load and electricity price in Pownext from 2001 to 2006 to estimate the parameters in the spot price model. Table 1 shows the main parameters used in the models.

17. The opening of the French electricity market was partially achieved with the creation of Pownext SA in 2001.



There are three generators which are specialized in one production technology (plateau, off-plateau and peak). The plateau generator retains 70% of the total initial installed capacities, the off-plateau generator retains 25% and the peak generator 5%. This distribution reflects the situation in some energy markets where a predominant generator has a large part of the power generating units, such as the French electricity market. We notice that the case study doesn't consider actual and expected specificities of the French electricity market and is not addressing it. However, only parameters of the model are estimated based on its historical data.

A competition hold at two or three stages: investment and production for all mechanisms and also at auction stage for market-based mechanisms.

We firstly compare results between the different mechanisms when generators compete in an oligopoly. Then, we repeat the analysis by supposing that two generators collude and compete with the third one and we finish by studying the monopolistic situation.<sup>18</sup>

## 4.2. Results

In this section, we identify optimal investment, generation and mechanism decisions and study whether investment incentive mechanisms (i.e. reliability options, forward capacity markets and capacity payments) facilitate long-term system adequacy. The capacity adequacy level is calculated by use of the capacity balance in the peak period. Optimal capacity adequacy is assured when the capacity margin is up to 4000 MW in the peak season—around 5% of the expected peak demand—and is at least positive. The best mechanism will be the one that both ensures the optimal adequacy level and efficient relative costs for end-users and reduces price manipulations. We also investigate the consequences for generators' optimal strategies when different scenarios are considered such as cartel and monopolistic scenarios. We finally show the results of a sensitivity analysis on the main parameters of the models.

A planning horizon of sixteen years<sup>19</sup> is used for the case study and the five market designs analyzed here are shown in Table 2.

In theory and based on Joskow [2007] theoretical predictions, the missing money problem corresponds to the investment cost of the peaking unit. We set so the key parameters of the different mechanisms functions to levels that guarantee an additional remuneration up to this missing revenue. In other ways, each additional incentive mechanism will ensure the same supplementary remuneration to the generators if peak demand is efficiently covered.

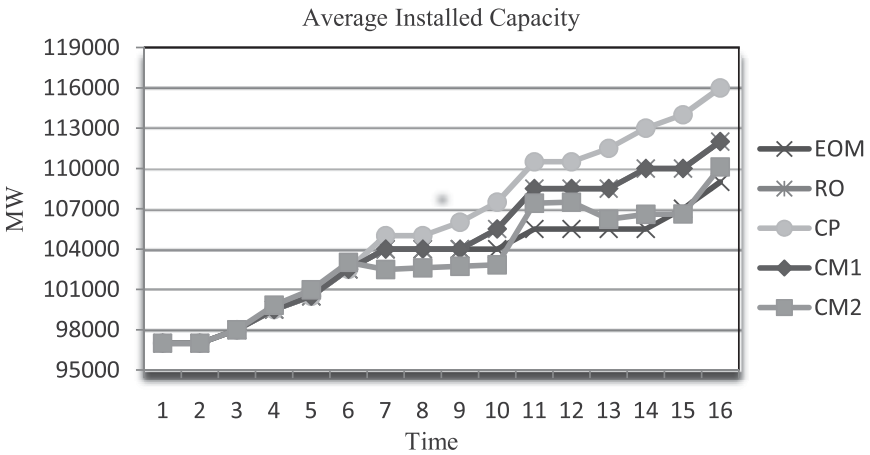
18. GAMS software is used for the programming. 3 hours are needed in average to run the model for each scenario.

19. We suppose a long planning period in order to observe the evolution of capacity addition with the different market designs. However only 16 periods are chosen in order to keep the model tractable and to avoid an exponential evolution of demand scenarios.

**Table 2: Definition of Market Designs in the Case Study**

Market designs	
EOM	Energy-only market
RO	Reliability options
CM1	Forward capacity market with auction
CM2	Forward capacity market with capacity demand function
CP	Capacity payments

**Figure 2: Average Capacity Expansion for the Five Market Designs**

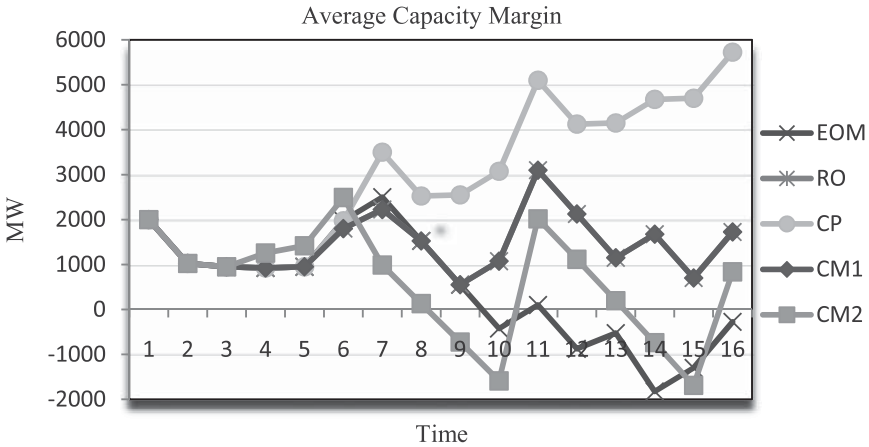


**Result 1: the introduction of investment incentive mechanisms leads to more capacity additions than the energy-only market design. Only reliability options and forward capacity markets with auction procedure, however, ensure optimal capacity adequacy.**

We can see from Figure 2 that when investment incentive mechanisms are introduced, the average capacity addition is higher from T6 to the end of the planning period, compared with the EOM design. This result confirms the theoretical predictions, which assume that economic signals of incentive mechanisms tend to augment the volume of installed and available capacity and the reliability of the system is enhanced. It is shown in Figure 3, however, that from T10 to the end of the planning period the capacity margin is higher than required in CP scenario, yielding overcapacity periods, and is negative with CM1 scenario.

As it is expected, since available capacities are twice compensated when the capacity payment mechanism is applied, generators have more incentive to

**Figure 3: Average Capacity Balance for the Five Market Designs**



invest in the system in order to profit from this higher revenue, and the capacity additions increase slightly, yielding overcapacity situations, especially because no obligation to produce is imposed. On the other hand, in CM2 scenario the remuneration given by the mechanism is endogenous to the security in the market (difference between expected peak demand and committed capacity); the higher the reserve capacity (security is assured), the more the remuneration decreases, so generators choose to wait until the system is close to rationing before they invest.

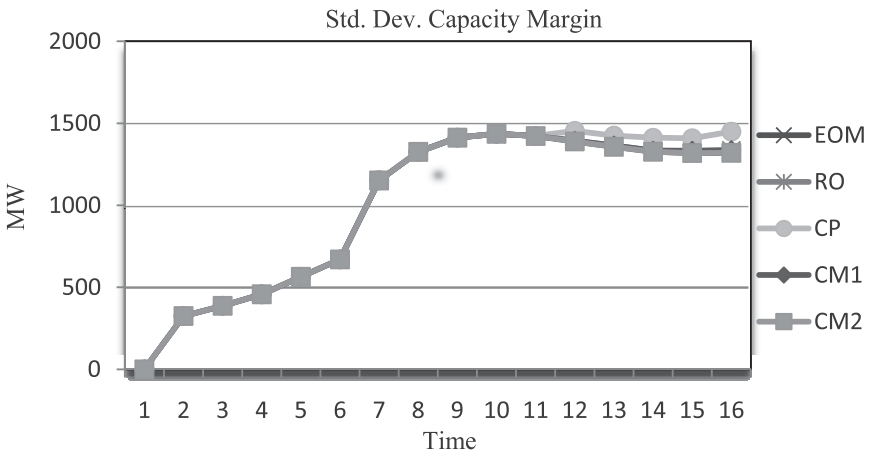
In RO and CM1 scenarios, additional payments given by the mechanisms (auction price) correspond efficiently to the cost of the reliability which is equivalent to the investment cost of the peak unit. The obligation to produce, which reduces market power, incites generators to invest only capacities that serve to meet expected future peak demand and long term capacity adequacy is assured in efficient manner.

Owing to the presence of demand uncertainty in our models, we complete our results by calculating the standard deviation of the future capacity margin. Figure 4 shows that it evolves similarly in the different scenarios and does not exceed 1500 MW. This means that, in all scenarios, total existing capacity at each period is only slightly dependent on the demand state.

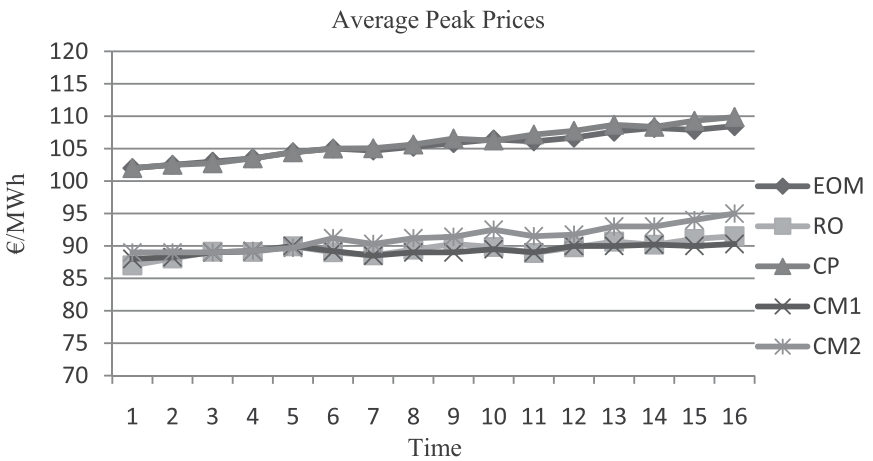
**Result 2: the market-based mechanisms provide lower peak spot prices.**

With the market-based mechanisms (RO, CM1 and CM2 scenarios), average peak prices are the lowest (Figure 5). On the one hand, the exogenous strike price imposed by the system operator in the reliability options mechanism and, on the other hand, the obligation for generators to refund consumers any infra-marginal rents earned at the peak period with forward capacity markets

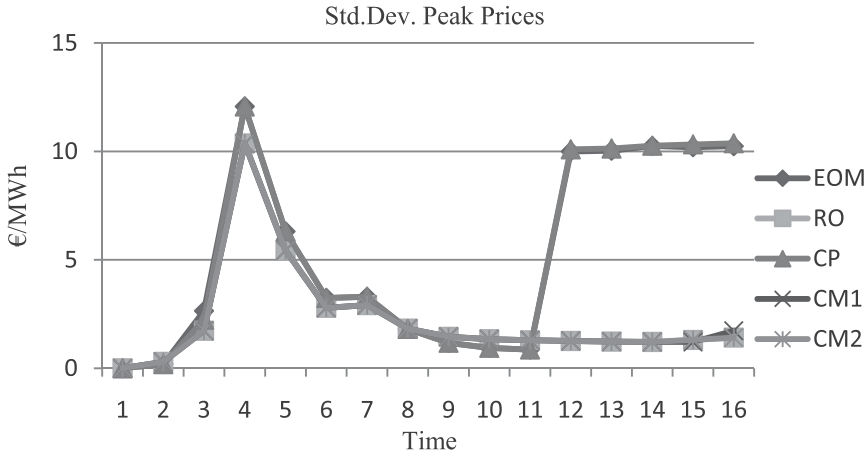
**Figure 4: Standard Deviation of Capacity Balance for the Five Market Designs**



**Figure 5: Average Peak Prices Evolution for the Five Market Designs**



mechanisms, act as a price cap by preventing peak prices from reaching high levels, and thus consumers are fully protected from high prices in the energy market. With these mechanisms, consumers receive a maximum-price hedge in exchange for all the capacity they are contracting. In CP scenario, however, prices are still high and close to the energy-only market ones. An important weak point of the capacity payment design is that consumers remain fully exposed to the potential high prices in the energy market, and they pay a capacity charge and

**Figure 6: Standard Deviation of Peak Prices for the Five Market Designs**

receive nothing in return. Also, according to our assumptions about imperfect competition, the lack of obligation to produce gives incentive to generators to manipulate spot prices.

Figure 6 shows the standard deviation levels of the future peak prices. They do not exceed 2€/MWh with market-based mechanisms.

**Result 3: reliability options and forward capacity markets with auction procedure are the most cost-efficient mechanisms and lead to a stabilization of consumers' payments.**

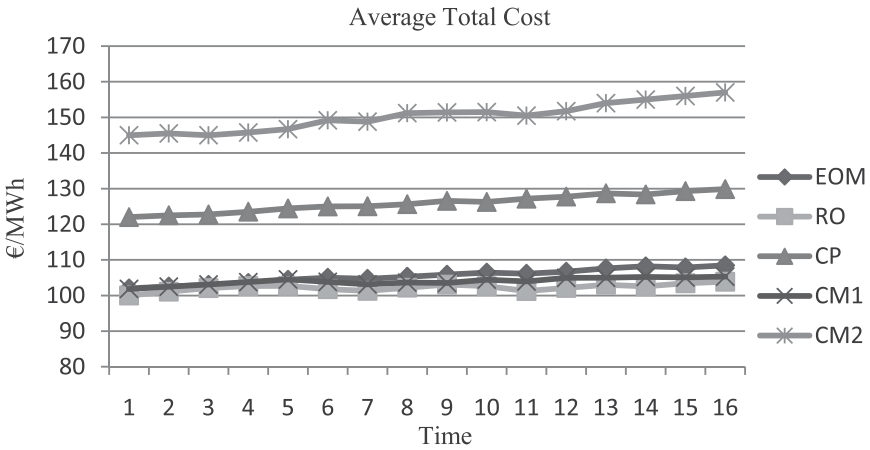
Results 1 and 2 suggest that the EOM scenario would not give good signals for new capacity additions and lead to high prices and insufficient capacity adequacy, especially at the end of the planning period, so the implementation of an additional incentive mechanism is needed.

The capacity payment mechanism, however, stimulates further capacity additions resulting in an over-capacity situation, and the highest peak prices.

In order to evaluate the market-based mechanisms better, we calculate the cost paid by consumers for all the capacity they contract. Figure 7 illustrates the evolution of this cost, which includes the peak price in the period and the specific incentive cost. It is stable and close to 105 €/MWh over all periods in scenarios RO and CM1, while it is higher in CP scenario (up to almost 130€/MWh) and in CM2 scenario (up to 160€/MWh).

Indeed, in this last scenario, specific incentive costs are largely dependent on the security level in the system, so generators manipulate the prices in the capacity market by offering less than the quantity requested by the system operator.

**Figure 7: Average Total Cost Evolution for the Five Market Designs**

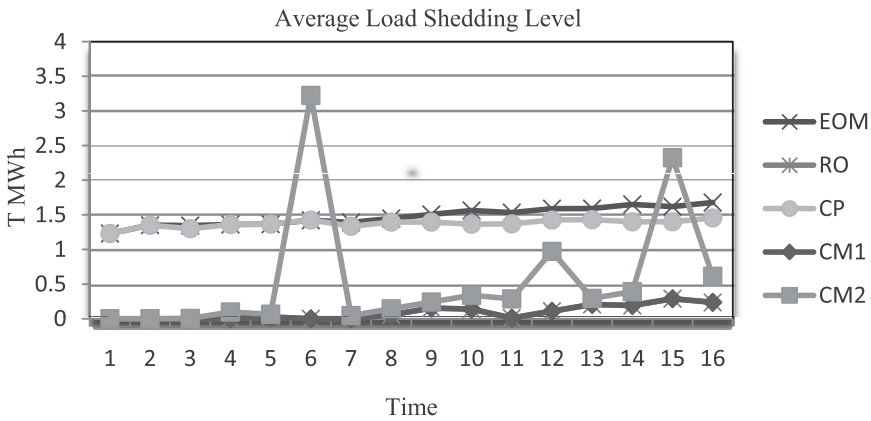


On the other hand, in CP scenario the specific incentive cost is exogenous and corresponds to the investment cost of the peaking unit. In theory, the total cost paid by consumers in a period should be close to those observed in RO and CM1 scenarios, that is, covering both the operating costs and the investment costs and resolving the missing money problem. Owing, however, to the fact that no obligation to produce is imposed on generators, they exert market power in the peak period, which leads to a shortages situation and high electricity prices in spite of the double remuneration of their installed capacities.

In RO and CM1 scenarios, the price of the contract (the premium) is set via a market-based mechanism, with a limited amount of regulatory intervention, and provides a stable income for generators on the one hand and allows consumers to hedge against the occurrence of high prices and high additional incentive costs on the other. These mechanisms can be seen as market-compatible price caps where the problem of discouraging investments, induced by this price cap, is eliminated thanks to the incentive economic signal given by the stabilizing effects of the contract on the generators’ revenues. Also, consumers obtain, in exchange for a stable payment, a satisfactory guarantee that there will be enough available generation capacity whenever it is needed.

**Result 4: In imperfect competition, generators exert market power when introducing non-market based mechanisms.**

We now study how generators can manipulate electricity prices and revenues. Figure 8 shows average load shedding in the peak period calculated by the difference between peak demand and generator’s total production. First, in CP scenario, it is closely to 1.5TWh over the planning period, even though capacity balance is positive. We can suggest that, all other things being equal, a

**Figure 8: Load Shedding Level Evolution for the Five Market Designs**

fixed capacity payment without obligation to produce cannot solve the problem of market power. Also, whatever the capacity balance level in EOM scenario, it is positive and high and evolves closely with CP scenario.

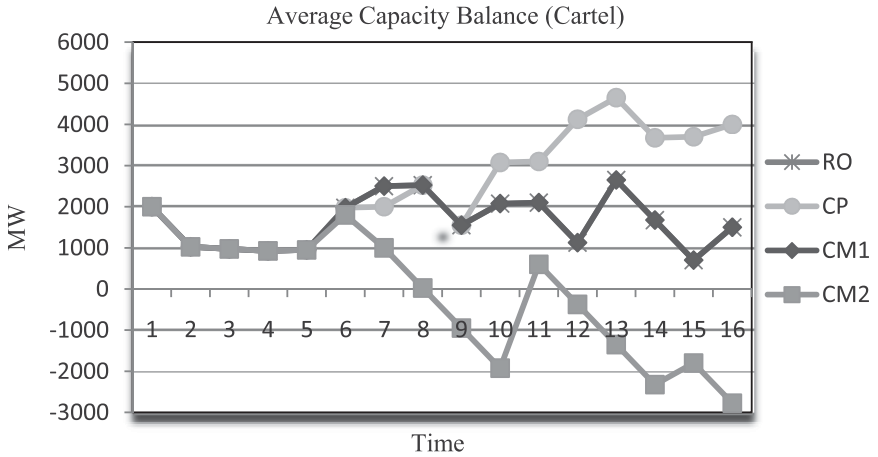
Second, in CM2 scenario, the load shedding level is volatile and higher compared with RO and CM1 scenarios. This result is because of the lack of new capacity addition and the possibility of price manipulations even if capacity balance is positive. Consequently, the system will often be close to rationing.

Third, in RO and CM1 scenarios, the levels are the lowest and evolve closely to zero. The extra revenue is stable over the planning period and the penalty imposed on generators whenever their obligations are not satisfied in the peak period reduces the incentive to manipulate electricity prices, and thereafter, at all times, generators offer the quantities that correspond to the peak demand.

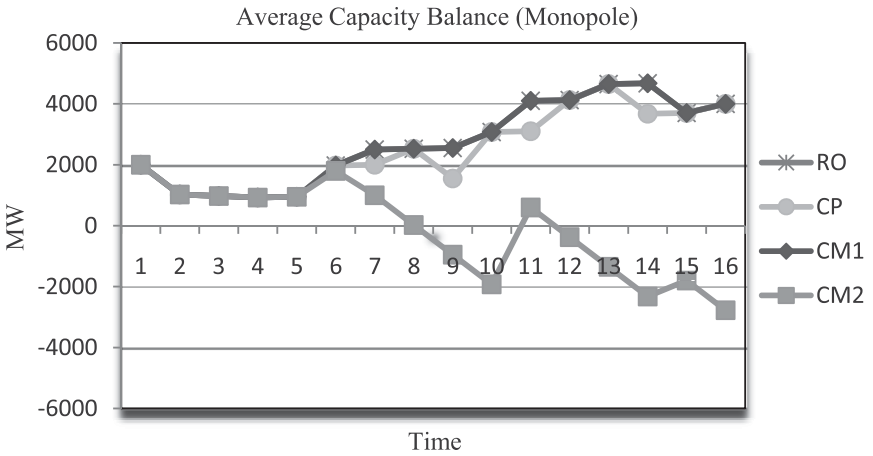
We can finally notice that reliability options and forward capacity market with auction procedure yield basically to the same results—concerning capacity additions, electricity prices and cost of the mechanisms. This result is expected regarding the theoretical prediction of applying these mechanisms and their specific implementation conditions. As we said in the introduction, the main difference between them concerns the calculation of the required premium and the level of the strike price settled in the peak period. It is exogenous with the reliability option and endogenous and dependant on marginal cost of the less costly technology with the forward capacity market. We have chosen to include both in this study in order to assess whether these differences would have an impact on the economic output of the market-based mechanisms. However these differences didn't have a significant effect on mechanism efficiency results.

**Result 5: Sensitivity Analysis: compared with Cournot competition, cartel and monopolistic situations lead to more installed capacities only with market-based mechanisms, increasing end-users payments for all scenarios.**

**Figure 9: Average Capacity Balance Evolution in Cartel Situation**



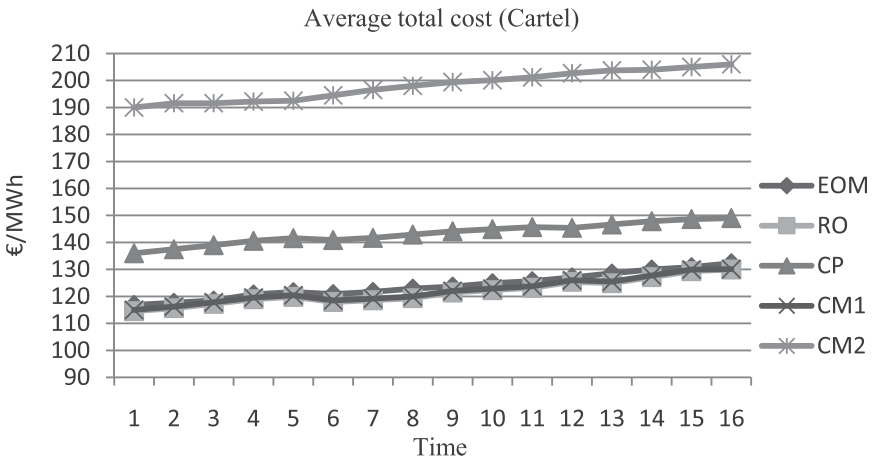
**Figure 10: Average Capacity Balance Evolution in Monopolistic Situation**



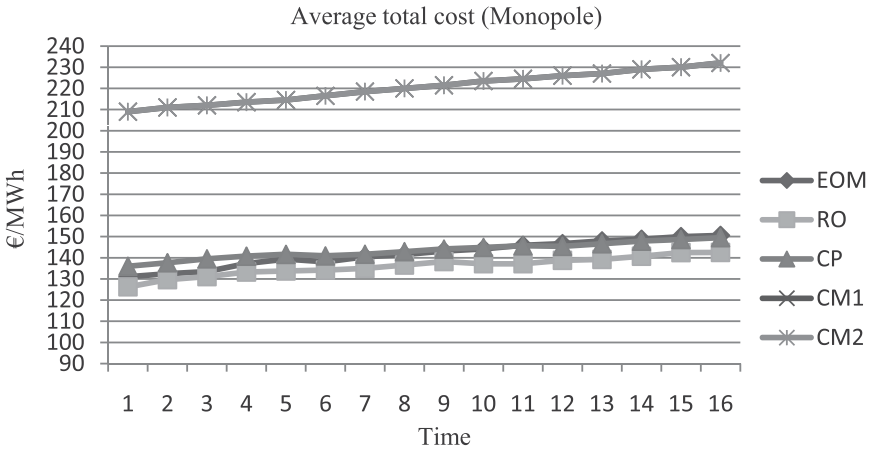
We study now how results could change in cartel and monopolistic situations. Comparing outcomes in Figures 9 and 10 with those in Figure 2, we can note that in RO and CM1 scenarios, average capacity balance increases and reaches an overcapacity situation in monopolistic scenarios. Indeed, in these situations generators can manipulate premiums in the auction of the mechanism and, as a result, they increase their expected profit from the mechanism. Since the remuneration increases with the installed capacity, they are induced to invest more in the system until a non-socially acceptable range appears. In CM2 scenarios,



**Figure 11: Average Total Cost Evolution in Cartel Situation**



**Figure 12: Average Total Cost Evolution in Monopolistic Situation**

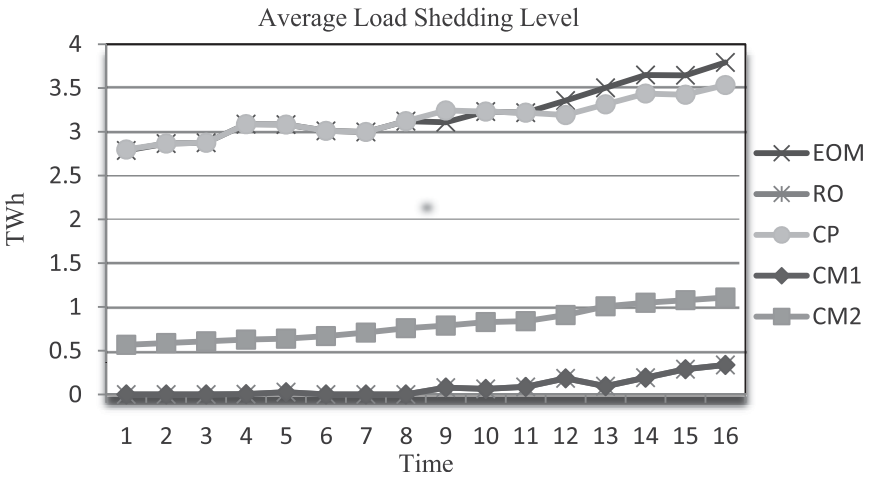


however, average installed capacities decrease compared with the competitive scenario<sup>20</sup> since the revenue from the capacity market is high in scarcity situations.

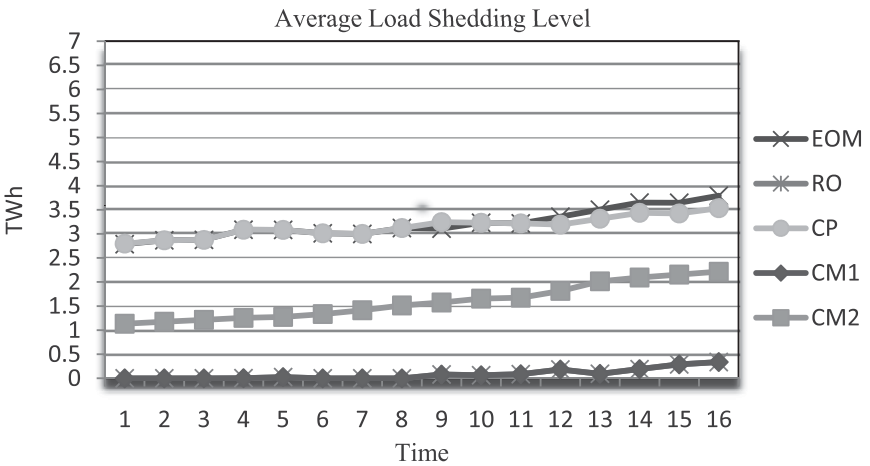
Moreover, as expected in theoretical predictions, aggregate profit increases when the number of non-colluding players in the industry decreases. This is proven in Figures 11 and 12 where, for all scenarios, average total cost is higher

20. By competitive scenario, we mean the case when all generators act competitively against each other without cooperation -compared to collusion scenario-.

**Figure 13: Average Energy Balance in Cartel Situation**



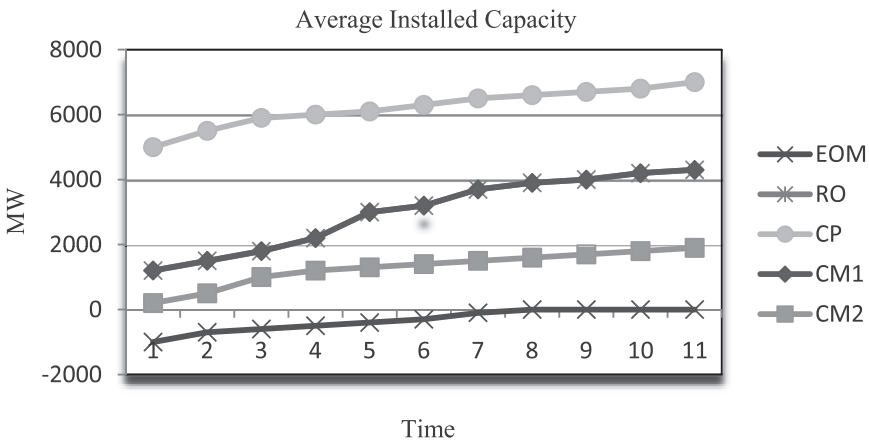
**Figure 14: Average Energy Balance in Monopolistic Situation**



in cartel situations than in competitive situations and reaches a high level in monopolistic situations.

Finally, results in Figures 13 and 14 show that in CP and CM2 scenarios generators exert more market power, which confirms analysis of the classical Cournot model, suggesting that total output would decrease in cartel and monopolistic situations. In RO and CM1 scenarios, however, generators cannot manipulate spot prices and thus average load shedding levels are close to those observed in oligopolistic scenario.

**Figure 15: Sensitivity Analysis on the Load Growth and New Installed Capacity Parameters**



**Result 6: Sensitivity Analysis: the level of the exogenous strike price and the penalty charge would have no effect on optimal investors' strategies. However, optimal capacity margin still ensured with market based mechanisms when varying initial values of load growth and capacity addition levels.**

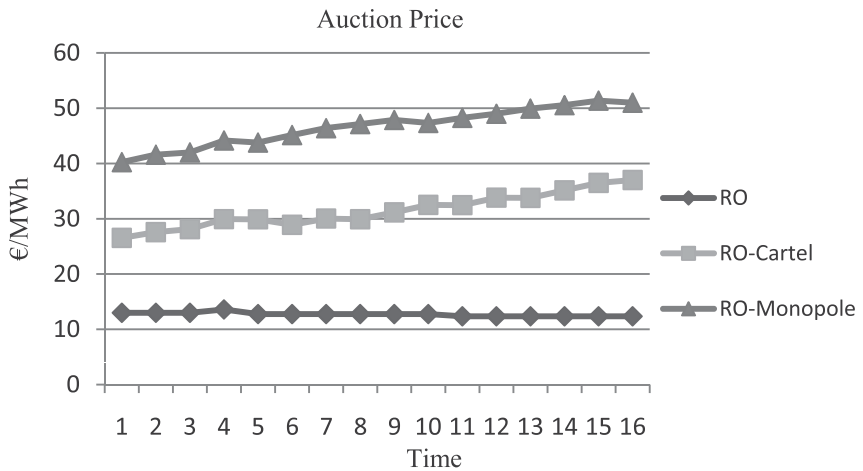
In order to study the sensitivity of our results to the main parameters, we repeated the analysis by varying the exogenous strike price in RO scenario. In practice, this would not have a major effect since generators would increase their required premium, which includes the difference between the expected spot price and the strike price fixed by the SO. Not surprisingly, we find no variations in both investment decisions and mechanism total costs. Indeed, premiums required by generators increase when the strike price is diminished and decrease when it rises; the total mechanism cost, however, does not change.

Similarly, the level of the penalty has no impact on our results since it is settled at least equal to variable cost of the peaking unit.

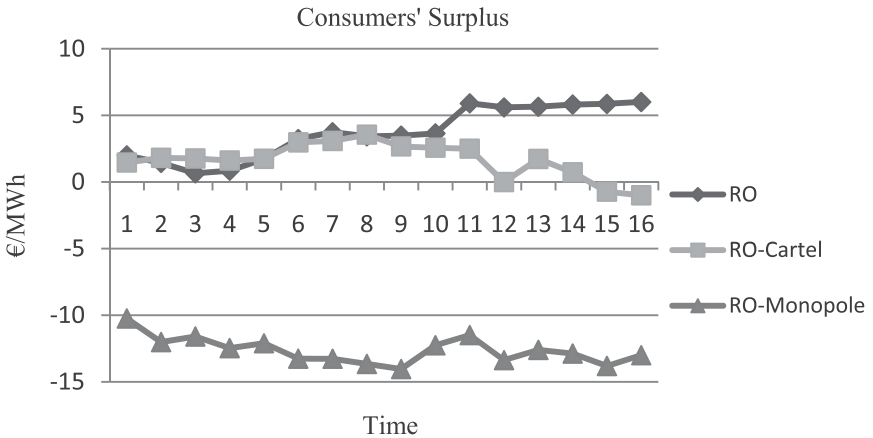
We consider now the impact on capacity margin of two key parameters: the predefined levels of load growth  $w^D$  and capacity to be added by the generators:  $u_1^1$ ,  $u_2^1$  and  $u_3^1$ . We look at the average level of capacity margin at the end of the planning period for different scenarios of the ratio of annual average new installed capacity to annual average demand growth—from 70% to 150%. Results in Figure 15 show that increasing this ratio would increase capacity margin for all market designs. Optimal levels still ensured by market-based mechanisms.

**Result 7: In cartel and monopolistic situations, auction prices in reliability options and forward capacity markets scenarios are manipulated**

**Figure 16: Auction Prices in Reliability Options Scenario**



**Figure 17: Consumers' surplus evolution in Reliability Options Scenario**



Finally, we study the behaviors of generators when they participate in the auction of the market-based mechanisms. Figures 16 and 17 show the evolution of auction price and consumer's surplus respectively in RO scenarios. Auction price is the lowest in the competitive scenario and corresponds to the part that covers both operating and investment cost of the peaking unit.

In cartel and monopolistic situations, however, the auction price increases. Indeed, generators can now manipulate more the expected peak price that serves to calculate their premiums, by reducing the production level needed to calculate that price (see Section 3.1.3).

Moreover, consumers' surplus—the difference between peak price calculated if the mechanism is not applied and mechanism total costs—which corresponds to the consumer's gains from implementing investment incentive mechanism, is positive and increasing in competitive scenario, though it is low and decreasing in cartel and monopoly situations, which confirms that auction prices are manipulated when generators collude. We also note that in CM1 scenario, generators behave similarly to RO scenario. Indeed, the difference between the two mechanisms concerns only the strike price while the premiums requested by generators in the auction of the mechanisms are equivalent.

## 5. CONCLUSION

In this paper, we have illustrated, based on the dynamic programming method and mixed complementarity problem formulation, five stochastic dynamic models for addressing the problem of long-term capacity adequacy in electricity markets. Three investment incentive mechanisms, reliability options, forward capacity markets and capacity payments are analyzed and compared with the benchmark design, the energy-only market, in order to find the optimal market design to ensure adequate new investments in the system and sufficient generation capacity to meet future demand at efficient cost and reduce market power. We have applied the Nash-Cournot model of oligopoly behavior to formulate a three-stage model that characterizes three decisions in an imperfect competitive regime: expansion planning, generation decisions and mechanism decisions (commitment to produce when market-based mechanisms are applied). We have also compared the results of oligopoly behavior with those obtained in cartel and monopolistic situations to see how results could change if some generators collude. A closed-loop solution of the overall game is found for each scenario.

The main finding of this study is that market-based mechanisms would be the more cost efficient mechanism for ensuring long-term system adequacy and encouraging earlier and adequate new investments in the system. Reliability options and forward capacity market with auction procedure yield basically to the same results—concerning capacity additions, electricity prices and cost of the mechanisms. Moreover, generators would exert market power when introducing the non-market based mechanisms as well as an obligation to produce is necessarily and has to be the counterpart of any additional revenues for generators. Finally, compared with Cournot competition, cartel and monopolistic situations lead to more installed capacities with market-based mechanisms and increase end-users' payments.

This analysis could be extended in several ways. First, we could study the effect of other mechanisms such as capacity subscriptions. Second, the feedback of the demand side to the implementation of an incentive mechanism could also be analyzed.

## ACKNOWLEDGMENTS

The author thanks Stephane Robin at GATE (University of Lyon 2), Virginie Pignon and Florence Hermon at EDF. Valuable comments from anonymous reviewers are also gratefully acknowledged.

## APPENDIX 1: USE OF THE MCP METHOD TO FIND NASH EQUILIBRIUM: PLATEAU AND OFF-PEAK SEASONS

In plateau and off-peak seasons, each firm chooses his production level so that his own profit is maximized. Formally, the Cournot market equilibrium defines a set of production levels such that no firm, taking its competitors' production as given, wishes to change its production level unilaterally.

Each generator maximizes his profit (7) under constraints (8) and (9). The decision variable is the quantity produced  $q'_{c,\bar{s}}$ .

To state the Cournot-based model as an MCP problem needs to reformulate the optimization problem of each generator as follows:

1. Setting the first order optimality conditions associated to each generator's program: The karush-Kuhn-Tucker's conditions:

To calculate optimality conditions for each program, we define first the Lagrangien function of the corresponding optimization problem  $L'_{c,\bar{s}}$ :

$$L'_{c,\bar{s}} = -(P'_s(q'_{c,\bar{s}}, \bar{q}_{c'}, \bar{s}^t, D'_s, i^t) - CV'_{c,\bar{s}}(q'_{c,\bar{s}}, i^t)) \cdot q'_{c,\bar{s}}(i^t) - \alpha'_{c,\bar{s}} \cdot (K'_c(i^t) \cdot L_s - q'_{c,\bar{s}}(i^t)) - \gamma'_s \cdot (D'_s(i^t) - q'_{c,\bar{s}}(i^t) - \bar{q}'_{c,\bar{s}}(i^t))$$

Then, we calculate the gardient of the Lagrangien function with respect to the decision variable  $q'_{c,\bar{s}}$ :

$$\frac{dL'_{c,\bar{s}}}{dq'_{c,\bar{s}}} = - \left( \frac{dP'_s}{dq'_{c,\bar{s}}} \right) \cdot q'_{c,\bar{s}} - P'_s + \left( \frac{dCV'_{c,\bar{s}}}{dq'_{c,\bar{s}}} \right) \cdot q'_{c,\bar{s}} + CV'_{c,\bar{s}} + \alpha'_{c,\bar{s}} + \gamma'_s$$

Optimality conditions to each generator's program (7-9) are:

$$\frac{dL'_{c,\bar{s}}}{dq'_{c,\bar{s}}} \geq 0; \quad q'_{c,\bar{s}} \geq 0 \quad \text{and} \quad \frac{dL'_{c,\bar{s}}}{dq'_{c,\bar{s}}} \cdot q'_{c,\bar{s}} = 0$$

$$L_s \cdot K'_c(i^t) - q'_{c,\bar{s}}(i^t) \geq 0; \quad \alpha'_{c,\bar{s}} \geq 0 \quad \text{and} \quad (L_s \cdot K'_c(i^t) - q'_{c,\bar{s}}(i^t)) \cdot \alpha'_{c,\bar{s}} = 0$$

$$D'_s(i^t) - q'_{c,\bar{s}}(i^t) - \bar{q}'_{c,\bar{s}}(i^t) \geq 0; \quad \gamma'_s \geq 0 \quad \text{and} \quad (D'_s(i^t) - q'_{c,\bar{s}}(i^t) - \bar{q}'_{c,\bar{s}}(i^t)) \cdot \gamma'_s = 0$$

This set of equations consists of the first order conditions multiplied by their corresponding decisions variables and the inequality constraints multiplied by

their corresponding dual variables, all equal to zero; next the inequality constraints themselves; and finally, the explicit statement of optimality conditions, decisions variables and dual variables as positives ones.

Grouping together all these conditions leads to an MCP problem.

Let us define:

$$x = \begin{pmatrix} q'_{c,\bar{s}} & (\forall c) \\ \alpha'_{c,\bar{s}} & (\forall c) \\ \gamma'_{\bar{s}} \end{pmatrix} \text{ and } G(x) = \begin{pmatrix} \frac{dL'_{c,\bar{s}}}{dq'_{c,\bar{s}}} & (\forall c) \\ L_{\bar{s}} \cdot K'_c(i') - q'_{c,\bar{s}}(i') & (\forall c) \\ D'_s(i') - q'_{c,\bar{s}}(i') - \bar{q}'_{c,\bar{s}}(i') \end{pmatrix}$$

Find  $x^* = (q'^*_{c,\bar{s}}, \alpha'^*_{c,\bar{s}}, \gamma'^*_s)$  where:  $x \geq 0$ ;  $G(x) \geq 0$  et  $x \cdot G(x) = 0$

2. Existence and uniqueness of the solution:

Since that the cost functions are convex and continuously differentiable, the KKT conditions presented above are necessary and sufficient for optimality since the objective function is concave and the feasible region is polyhedral (Bazaraa et al. [1993]).

We note that the constraint (9) is identical for all generators' programs. This leads to a generalized Nash equilibrium.<sup>21</sup> In this case, we make the assumption of an identical dual variable corresponding to this constraint for all players in order to assure the uniqueness of the solution (Harker [1991]).

**APPENDIX 2: USE OF THE VI METHOD TO FIND NASH EQUILIBRIUM: PEAK SEASON**

Similarly to the plateau and off-peak seasons, each firm chooses his production level so that his own profit is maximized. Now, operating decisions at this stage are made on the basis of the last period mechanism decisions. Each generator maximizes his profit (10) under constraints (11–14). We use the VI method in order to find Nash equilibrium at this season.

We calculate first the generator's marginal profit in the season, by defining the gardient of the profit function with respect to the decision variables:  $q'_{c,3}$  and  $\bar{q}'_{c,3}$ .

$$\frac{d\mathcal{G}'_{c,3}}{dq'_{c,3}} = S^{t-1} + \left( \frac{dP'_3}{dq'_{c,3}} \right) \cdot \bar{q}'_{c,3} - \left( \frac{dCV'_{c,\bar{s}}}{dq'_{c,3}} \right) \cdot (q'_{c,3} + \bar{q}'_{c,3}) - CV'_{c,\bar{s}} + Pen. (e'_c - q'_{c,3}) - Pen. (D'_3 - \sum_c q'_{c,3})$$

21. This is the case of a non cooperative game where players' strategies are not necessarily defined in an independent feasibility set.

$$\frac{dg'_{c,3}}{dq'_{c,3}} = \left( \frac{dP'_3}{dq'_{c,3}} \right) \cdot \tilde{q}'_{c,3} - \left( \frac{dCV'_{c,\bar{s}}}{dq'_{c,3}} \right) \cdot (q'_{c,3} + \tilde{q}'_{c,3}) - CV'_{c,\bar{s}} + Pen \cdot (e'_c - q'_{c,3}) - Pen \cdot (D'_3 - \sum_c q'_{c,3})$$

Let us define:

$$G(q) = \begin{pmatrix} -\frac{dg'_{c,3}}{dq'_{c,3}} & (\forall c) \\ -\frac{dg'_{c,3}}{d\tilde{q}'_{c,3}} & (\forall c) \end{pmatrix} \text{ and } q = \begin{pmatrix} q'_{c,3} & (\forall c) \\ \tilde{q}'_{c,3} & (\forall c) \end{pmatrix}.$$

Find  $q^* = \begin{pmatrix} q'^{*}_{c,3} & (\forall c) \\ \tilde{q}'^*_{c,3} & (\forall c) \end{pmatrix}$  where:  $G(q^*) \cdot (q - q^*) \geq 0$  and vector  $q$  verifies the constraints of all generators' programs (11–14):

$$\begin{aligned} q'_{c,3}(i^t) &\leq e_c^{t-1}(i^t) \\ \tilde{q}'_{c,3}(i^t) \cdot (e_c^{t-1}(i^t) - q'_{c,3}) &= 0 \\ q'_{c,3}(i^t) + \tilde{q}'_{c,3}(i^t) &\leq K'_c(i^t) \cdot L_3 \\ \sum_c q'_{c,3}(i^t) + \sum_c \tilde{q}'_{c,3}(i^t) &\leq D3t(i^t) \end{aligned}$$

Since that the objective functions are convex and continuously differentiable, the solution is unique (Harker and Pang [1990]).

The solution depends on three parameters: generators' installed capacity levels  $K'_c$ , the realized peak demand in the season  $D'_3$  and the last period reserve quantity decisions  $e_c^{t-1}$ .

### APPENDIX 3: CALCULATING AUCTION PRICE WITH RELIABILITY OPTIONS MECHANISM

Rationally, each generator is induced to offer all his installed capacity in the auction. In fact, the premium earned from the auction will be at least equal to its required premium and participating in the mechanism will at least assure the same profit as non-participation. To determine the expected operating decision in case of non-participation in the auction  $\tilde{q}'_{c,3}{}^{t+1}$ , the generator should consider that his competitors will offer their installed capacity in the auction, consequently:

$$\tilde{q}'_{c,3}{}^{t+1} = \text{argmax}(P'_3{}^{t+1}(\tilde{q}'_{c,3}{}^{t+1}, K_c{}^{t+1}, \tilde{r}^t) - CV'_{c,3}{}^{t+1}(q'_{c,\bar{s}}{}^t, \tilde{r}^t)) \cdot \tilde{q}'_{c,3}{}^{t+1}(\tilde{r}^t) \quad (37)$$



Subject to

$$\bar{q}_{c,3}^{t+1} \leq K_c^{t+1}(\bar{r}^t) \cdot L_3 \tag{38}$$

$$\bar{q}_{c,3}^{t+1} \leq D_3^t(i^t) - \sum_{c'} K_{c'}^{t+1} \tag{39}$$

After calculating the premium function specific to each generator, we can deduce the price of the auction  $Pr_{opt}^t(\cdot)$ :

$$Pr_{opt}^t(i^t) = Pr_c^t(i^t) \text{ if } Pr_c^t(i^t) \text{ is the highest and } e_c^t(i^t) > 0$$

Finally, it is important to note that the expected pay-off in the future peak season  $g_{c,3}^{t+1*}(\cdot)$  in (15) depends on the level of  $\sum_c e_c^t(\cdot) - D_3^{t+1}(\cdot)$ , as shown in section

3.1.2.a. Owing, however, to the incentive given by the auction for generators to offer its highest quantity, we assume that:

$$\begin{aligned} \sum_c e_c^t(\cdot) &= \bar{Q}^t(i^t) && \text{if } \bar{Q}^t(i^t) < \sum_c K_c^{t+1} \\ \sum_c e_c^t(\cdot) &= \sum_c K_c^{t+1} && \text{if } \bar{Q}^t(i^t) \geq \sum_c K_c^{t+1} \end{aligned}$$

Therefore,  $g_{c,3}^{t+1*}(\cdot)$  is a continuous function that depends only on parameters  $\bar{Q}^t(\cdot)$  and  $K_c^{t+1}(\cdot)$  and so the objective function (15) is a monotone function and the respective sub-model can be handled by the mixed complementarity problem method.

After the sub-model is solved, optimal mechanism decisions and future peak season operating decisions are found, depending on the level of generator's installed capacity:  $e_c^{t*}(K_c^{t+1}, K_c^{t+1})$ ,  $q_{c,3}^{t*}(K_c^{t+1}, K_c^{t+1})$  and  $\bar{q}_{c,3}^{t*}(K_c^{t+1}, K_c^{t+1})$ .

**REFERENCES**

Arriaga, I.J. (2001). "Long-term reliability of generation in competitive wholesale markets; A critical review of issues and alternative options." Working Paper IIT -00-098IT.

Bazaraa, M.S., H.D. Sherali, and C.M. Shetty (1993). "Nonlinear Programming Theory and Algorithms," John Wiley & Sons, Inc., New York.

Bertsekas D.P. (2000). "Dynamic Programming and Optimal Control," 2nd edition, Athena Scientific.

Bilan Statistique (2002–2003–2004–2005). "Powernext Day-AheadTM, Powernext FuturesTM," <http://www.powernext.com/>.

Botterud, A. (2003). "Long-term planning in restructured power system: Dynamic modeling of investments in new power generation under uncertainty," Ph.D. Thesis, Department of Electric Power Engineering, Norwegian University of Science and Technology, Trondheim, Norway.

Botterud, A., M. Ilic, and I. Wangenstein (2005). "Optimal Investment in power Generation Under Centralised and Decentralised Decision Making," *IEEE Transaction on Power System* 20(1): 254–263.

- Chuang, A.S., F. Wu, and P. Varaiya (2001). "A Game-Theoretic Model for Generation Expansion Planning: Problem Formulation and Numerical Comparisons," *IEEE Power Engineering Review* 21(10): 63–73.
- De Vries, L.J. (2004). "Securing the public interest in electricity generation markets: the myths of the invisible hand and the copper plate, PhD thesis, Technical University Delft, Delft, Netherlands.
- Doorman, L. (2003). "Capacity subscription and security of supply in deregulated electricity markets," SINTEF Energy Research N-7465 Trondheim, Norway.
- Etude DIGEC (1997). "Pour de nouvelles installations, les analyses traditionnelles concluent à la convergence des coûts des différentes filières mais avec des biais méthodologiques," <http://www.assemblee-nationale.fr/11/rap-off/r1359-12.asp>.
- Etude DGEMP (2003). "Coûts de référence de la production électrique," <http://www.financiere-energie.fr/media/upload/pdf/Energie%20Environnement/18-DGEMP-.Rapport%20sur%20les%20Co%C3%BBts.pdf>.
- Finon, D., V. Pignon, and L. Gilotte (2005). "Oligopolistic game around capacity expansion in liberalized electricity industries: The case of French market." Working paper, CIREN.
- Ford, A. (1999). "Cycles in competitive electricity markets: A simulation study of the western United States," *Energy Policy* 27(11): 637–658.
- Friedman, J.W. (1977). "*Oligopoly and the theory of game*." Amsterdam: North Holland.
- Gabriel, S.A., S. Kiet, and J. Zhuang (2005). "A mixed complementarity-based equilibrium model of natural gas markets." *Operations Research* 53(5): 799–818.
- Harker, P.T. (1991). "Generalized Nash Games and Quasi-Variational Inequalities," *European journal of Operational research* 54(1): 81–94.
- Harker, P.T. and J.S. Pang (1990). "Finite-dimensional variational inequality and nonlinear complementarity problems: A survey of theory, algorithms and applications," *Mathematical Programming* 48(1–3): 161–220.
- Joskow, P.L. (2007). "*Competitive Electricity Markets and Investment in New Generating Capacity*" in *The New Energy Paradigm*, Dieter Helm, ed., Oxford University Press.
- Murphy, F.H., H.D. Sherali, and A.L. Soyster (1982). "A mathematical programming approach for determining oligopolistic market equilibrium." *Mathematical Programming* 24(1): 92–106.
- Murphy, F.H. and Y. Smeers (2005). "Generation capacity expansion in imperfectly competitive restructured electricity markets." *Operations Research* 53(4): 646–661.
- Oren, S.S. (2003). "Ensuring Generation Adequacy in Competitive Electricity Markets," Energy Policy and Economics Working Paper Series, University of California Energy Institute's (UCEI).
- Papalexopoulos, A.D. (2004). "Supplying the generation to meet the demand," *IEEE Power and Energy Magazine* 2(4): 66–73.
- Pineau, P.O. and P. Murto (2003). "An oligopolistic investment model of the finnish electricity market," *Annals of Operations Research* 121(1–4): 123–148.
- Vázquez, C., M. Rivier, and I.J. Pérez-Arriaga (2002). "A market approach to long-term security of supply." *IEEE Transactions on Power Systems* 17(03): 349–357.
- Ventoza, M., R. Denis, and C. Redondo (2002). "Expansion planning in electricity markets. Two different approaches.," *Proceedings of the 14th Power Systems Computation Conference (PSCC)*, Seville.
- Von der Rehr, N.H.M. and D. Harbord (1997). "Capacity investment and competition in decentralized electricity markets," Memorandum from Department of Economics, University of Oslo, No 27.

