



HAL
open science

Short-Run Pain, Long-Run Gain: The Conditional Welfare Gains from International Financial Integration

Raouf Boucekkine, Giorgio Fabbri, Patrick A. Pintus

► **To cite this version:**

Raouf Boucekkine, Giorgio Fabbri, Patrick A. Pintus. Short-Run Pain, Long-Run Gain: The Conditional Welfare Gains from International Financial Integration. 2013. halshs-00790569v3

HAL Id: halshs-00790569

<https://shs.hal.science/halshs-00790569v3>

Preprint submitted on 19 Sep 2013 (v3), last revised 29 Jun 2016 (v6)

HAL is a multi-disciplinary open access archive for the deposit and dissemination of scientific research documents, whether they are published or not. The documents may come from teaching and research institutions in France or abroad, or from public or private research centers.

L'archive ouverte pluridisciplinaire **HAL**, est destinée au dépôt et à la diffusion de documents scientifiques de niveau recherche, publiés ou non, émanant des établissements d'enseignement et de recherche français ou étrangers, des laboratoires publics ou privés.

Short-Run Pain, Long-Run Gain: The Conditional Welfare Gains from International Financial Integration

Raouf Boucekkine
Giorgio Fabbri
Patrick A. Pintus

WP 2012 - Nr 02

Short-Run Pain, Long-Run Gain: the Conditional Welfare Gains from International Financial Integration*

Raouf Boucekkine[†]

Giorgio Fabbri[‡]

Patrick A. Pintus[§]

September 19, 2013

* This is a revised version of a very different paper first circulated under the title “Leapfrogging, Growth Reversals and Welfare”. Boucekkine, Fabbri and Pintus [11] is a technical companion paper in which we solve for the non-standard optimal control problem that arises in the setting of this paper. The authors would like to thank Gadi Barlevy, Simon Board, Oded Galor, Jean Imbs, Omar Licandro as well as conference participants for comments. First draft: December 2010.

[†] Aix-Marseille University (Aix-Marseille School of Economics), CNRS & EHESS. E-mail: raouf.boucekkine@univ-amu.fr.

[‡] EPEE, Université d’Evry-Val-d’Essonne (TEPP, FR-CNRS 3126), Département d’Economie, 4 bd. François Mitterrand, 91025 Evry cedex, France. E-mail: giorgio.fabbri@uniparthenope.it.

[§] Aix-Marseille University (Aix-Marseille School of Economics), CNRS & EHESS. E-mail: patrick.pintus@univ-amu.fr.

Abstract: This paper aims at clarifying the conditions under which financial globalization originates welfare gains in a simple endogenous growth setting. We focus on the capital-deepening effect of financial globalization in an open-economy AK model and we show that constrained borrowing triggers substantial welfare gains, even at small levels of international financial integration, provided that the autarkic growth rate is larger than the world interest rate. Such conditional welfare benefits boosted by stronger growth - long-run gain - arise in our preferred model without investment commitment, which turns out to be a candidate to solve the “allocation puzzle”. For reasonable parameter values and relative to autarky, welfare gains range in our preferred model from about 2% in middle-income countries to about 13% in OECD-type countries under international financial integration. Sizeable benefits emerge despite the fact that consumption falls - short-run pain - and that welfare-reducing growth breaks materialize when the economy switches from autarky to financial integration, which is however shown not to dwarf positive welfare changes.

Keywords: International Financial Integration, Collateral-Constrained Borrowing, Welfare Gains, Allocation Puzzle, Growth Breaks, Leapfrogging

Journal of Economic Literature Classification Numbers: F34, F43, O40

1 Introduction

Whether the capital-deepening effect of financial globalization generates welfare gains or losses is a concern that haunts academics and policymakers alike. According to the “textbook view”, which is aptly summarized in Broner and Ventura [13], opening up capital accounts in a frictionless world should lead to larger investment, faster growth and ultimately welfare improvements. Increasingly, however, the recent theoretical literature is questioning such a rosy view and, more precisely, is predicting ambiguous effects of liberalization on welfare. To mention but a few recent contributions, Antràs and Caballero [3, 4] stress that long-run consumption may go either up or down relative to autarky depending on financial frictions, Aoki, Benigno, and Kiyotaki [5] underline that different groups might gain or lose after liberalizing international asset transactions, while Gourinchas and Jeanne [22] argue that only trivial welfare gains should be expected for realistic levels of capital inflows. Because many papers belonging to this literature assume that growth is either nonexistent or exogenous, however, the question of whether or not welfare improves when international financial integration is growth-enhancing can hardly be addressed.

This paper aims at clarifying the conditions under which welfare gains arise when the main benefit from financial globalization is to boost growth in a permanent way. Although a permanent effect on growth may seem a rather extreme property, it accords with recent papers that empirically document strong growth effects of financial globalization across space and time (e.g. Rancièrè, Tornell, and Westermann [34], Schularick and Steger [35]). In line with the aforementioned literature, we focus on capital inflows as a potential source for financing domestic investment. In a simple AK model, we show that collateral-constrained borrowing leads one to predict that substantial welfare gains materialize, even at small levels of financial integration. However, our analysis also

underlines an important proviso to such a rosy view: only those countries enjoying an autarkic growth rate that is larger than the world interest rate benefit from limited borrowing. On the contrary, countries with autarkic growth rates that are much lower than the world interest rate potentially benefit from financial integration, but only if they have access to unrealistically high levels of borrowing. In this sense, the policy implications of our results are clear-cut and point at debt sustainability as a most important concern: among the many possible courses of action, the best a policymaker can do to achieve high welfare is to ensure that the autarkic growth rate is larger than the world interest rate before opening up capital accounts.

We derive our main results in two steps. We first use the most basic open-economy extension of the *AK* model in which foreign debt is collateral-constrained to prevent default, as in Eaton and Gersovitz [19], Cohen and Sachs [15], Barro et al. [7] (see also, more recently, Aghion et al. [2], Devereux and Yetman [17] among others). We view this benchmark setting as a useful vehicle to carry intuition. Under the condition that the autarkic growth rate is larger than the world interest rate, we show that welfare gains, expressed as the compensating variation in consumption, are about 5% at low levels of international financial integration, with even larger gains at higher levels of indebtedness (see Table 1 below). Because borrowing more and investing more go hand in hand and boost growth rather mechanically in our framework, the conclusion that large welfare gains obtain may sound unsurprising. What makes our results far from obvious is that, in our open-economy setting, large welfare gains boosted by higher growth under international financial integration come together with a change in the consumption profile that does not favor welfare gains. More precisely, we show that significant welfare benefits originate from a positive growth effect - the growth rate increases with financial integration - that conflicts with a negative level effect on initial consumption - initial consumption falls under financial integration. That is, optimal consumption *initially*

falls when the economy becomes financially integrated and then grows faster, compared to autarky (see figure 1 below).¹

The conclusion that initial consumption has to fall when the economy switches from autarky to financial integration (or, similarly, if it opts for deepening financial integration) captures the broader view that financial globalization may lead to long-run gain at the expense of short-run pain (e.g. Kaminsky and Schmukler [28]). In our framework, the short-run pain comes from two effects that the newly integrated economy faces. First, servicing interest payments on the debt costs resources.² Second, leveraged borrowing means that the only way to borrow more is to invest more, which accelerates investment in the financially integrated economy because growth is now higher. Both effects combine to curtail initial consumption - a short-run pain indeed. We show that the welfare loss associated with the fall in consumption is in fact large. This sets the stage for assessing the robustness of this preliminary finding in our preferred model of foreign borrowing.

Our preferred model relaxes the assumption of investment commitment and it assumes that new loans depend on realized investment - as opposed to planned investment - essentially because past levels of investment can be verified using balance sheets. In such a setting, which nests the basic model as a special case, a no-commitment delay is introduced (as in Cohen and Sachs [15], Boucekine and Pintus [10]). Although many trivial types of informational lags could potentially justify such a delay, our preferred explanation comes quite naturally from ruling out investment commitment by borrowers when the debt contract is decided upon by foreign lenders. To put it simply, we assume that while borrowers cannot borrow against the *promise* to invest, they can, however, if they document that they have invested in the past. As described in the next section, such a

¹In contrast, such a consumption tilting has been shown by Barlevy [6] to dwarf the welfare gains from removing business cycles in a closed-economy version of the *AK* model.

²The very same effect explains why welfare losses occur in Gourinchas and Jeanne [22, footnote 8, page 719] for small capital inflows.

delay may be interpreted as negatively related to the borrower’s reputation for not being myopic. Several reasons account for why we think that the model without investment commitment is important. First, that investment commitment is hardly credible in an international context seems to be a reasonable assumption, not only because there is no such thing as an international law court to which lenders can resort to, but also because it is probably harder for international lenders to mitigate the effect of imperfect information about whether or not (foreign) borrowers are myopic.³ International creditors then have to rely on limited information to choose how much to lend, and past investment is arguably a very relevant piece of information. In addition, we show that the model without investment commitment is a serious candidate to solve the “allocation puzzle” documented by Gourinchas and Jeanne [23], while the model with investment commitment is not (see Proposition 2.3). The intuition here is that the model with investment commitment has the property that the growth rate is very elastic to the TFP level. This property forces the capital inflows-output ratio to go up when both TFP and, as a consequence, the growth rate increase, violating the allocation puzzle. In contrast, assuming away investment commitment has the effect of reducing both the growth rate and its sensitivity to parameters (e.g., TFP) and also of allowing for some transitional dynamics that depend on historical conditions, which in turn matter much for how fast capital flows in the economy relative to output. In particular, when TFP increases, capital may flow into the open economy at a slower speed than output goes up, which is essentially what the allocation puzzle is about. With arbitrarily small no-commitment delays, the model conforms to the pattern behind the allocation puzzle and, therefore, we argue that assuming away investment commitment makes the model more empirically appealing.

The no-commitment delay makes the optimal control problem non-standard and this

³For game-theoretic foundations of cooperative behavior that are relevant in our setting, see e.g. Gosh and Ray [21] and the references therein.

is why we solve it in a technical companion paper, Boucekine, Fabbri and Pintus [11], where we show that consumption jumps to the balanced growth path, as in a closed-economy AK model. This characterization of optimal consumption without investment commitment is key to enable us to study welfare, just as in our simplest setting with investment commitment, as determined by both a growth-enhancing effect and a level effect on initial consumption. Beside the ones stated above, another reason why this more general model is also an important extension to consider is because it is biased towards *smaller* welfare gains due to two new effects. First, the no-commitment delay hampers long-run growth, which is consistent with the broader view that financial market imperfections and enforcement problems are bad for growth. Second, the model then predicts that growth breaks materialize, which accord with the evidence about most countries provided by Hausmann, Pritchett and Rodrik [24], Jones and Olken [27], Cuberes and Jerzmanowski [16]. Because such documented growth volatility is often thought to be a potential source of welfare losses under financial integration (e.g. Bussière and Fratzscher [14]), we ask whether having growth breaks as a prediction of our model still allows for large welfare gains. We show that the answer is positive: even developing countries that face a tight borrowing constraint enjoy significant welfare gains from financial integration without investment commitment, provided that they grow fast enough under autarky. Another key feature of our second model is that welfare also depends on the entire historical growth path, and not only on the initial capital stock as in a standard AK model.

The main quantitative implications arising in our second model are as follows (see Table 3 below). Relative to autarky, welfare gains now range from about 2% in (tightly credit-constrained) middle-income countries to about 13% in (less constrained) OECD countries under international financial integration. Such large gains occur despite both a negative level effect on initial consumption - which again falls under financial integration - and a negative impact of the no-commitment delay on the growth rate. A policy impli-

cation of our analysis is that debt-reducing policies (implemented, for example, through strict controls of capital inflows) generate welfare losses that range from 1% to 12% depending of how abrupt the policy is. A corollary of this result is that such policies may be easier to put to practice than it may seem at first sight because initial consumption increases, so that short-run gains can be traded for long-run pains.

Related Literature: As mentioned above, many papers in the literature about the welfare impact of financial integration assume that growth is exogenous. In such a framework, welfare gains are tightly linked to the fact that international integration accelerates convergence (see Barro et al. [7]). This means that welfare gains originate from transitional dynamics and, therefore, that any growth effect is necessarily *temporary*. This is for example the case in Antràs and Caballero [4], where growth vanishes in the long-run and both the level effect and the growth effect on consumption are ambiguous in the short-run. Under exogenous growth, Gourinchas and Jeanne [22] evaluate welfare in a neo-classical model where consumption jumps to a higher level while growth *slows down* when the economy integrates and enjoys the world growth rate. In our terminology, the level effect is positive while the growth effect is negative in the short-run and vanishes in the long-run due to convergence. Although few related papers study welfare gains in an endogenous growth setting, to our knowledge no paper focuses on capital-deepening under borrowing constraints. For example, Epaulard and Pommeret [20] extend the literature on international risk sharing (Obsteld [32], Acemoglu and Zilibotti [1], van Wincoop [37] and many others) but they abstract from borrowing limits - and they assume exogenous growth volatility - in contrast with our paper. Hoxha, Kalemli-Ozcan and Vollrath [26] show that sizeable welfare gains from financial integration arise in an exogenous-growth setting with imperfectly substitutable capital goods, even when capital flows in only gradually. Interestingly, because their model nests both the neo-classical model and the *AK* model, Hoxha, Kalemli-Ozcan and Vollrath [26] make clear why wel-

welfare gains go to *infinity* in the limit, when the model converges to the *AK* setting. In contrast, welfare gains are finite - and reasonable - in our *AK* formulation with constrained borrowing.⁴ Finally, we show that our preferred model is a serious candidate to solve the allocation puzzle, an issue which existing papers do not explicitly deal with.

Our main contribution is to show that endogenous growth leads to a very different but clearcut configuration, first by making clear why sustained growth gains are key to generate sizeable welfare improvements, and second by showing that even when financial globalization boosts growth in permanent way, how welfare changes is far from obvious. In addition to the positive effect of international financial integration on growth, as underlined above our benchmark *AK* model also predicts a negative effect on initial consumption that goes against welfare gains and is absent in the literature focusing on exogenous growth. An open question in our context, which we answer positively, is then whether or not welfare gains materialize in the first place. When they do, welfare benefits from international financial integration obtained in our framework require moderate capital inflows. For instance, Gourinchas and Jeanne [22, p. 271] show, under exogenous growth and unconstrained borrowing, that an increase in welfare of about 2% occurs when the economy is lent about 150% of its capital stock. In our *AK* model, such welfare gains appear when foreign borrowing amounts to about 25% of the capital stock only. Our results also arguably complement Rancière et al. [34] by providing a simple model in which financial integration generates both volatility in output growth in the short-run combined with higher growth in the long-run, as well as substantial welfare gains. Finally, our main conclusion that welfare gains are conditional does not disagree with the vast empirical literature indicating that the impact of financial globalization varies across space (see e.g. the surveys by Kose et al. [30], Obstfeld [33]) and time (see

⁴Bretschger and Steger [12] also study related issues but they abstract from the optimal intertemporal allocation of consumption.

e.g. Schularick and Steger [35]).

The paper is organized as follows. Section 2 sets the stage by presenting the model. We then proceed to derive the conditions under which large welfare gains arise, both with investment commitment - in section 3 - and without - in section 4. Section 5 then evaluates the welfare consequences of leapfrogging and growth reversals, while section 6 gathers concluding remarks. Finally, proofs are exposed in an appendix.

2 A Small-Open Economy AK Model without Investment Commitment

The model is essentially an extension of the small open-economy version of the AK model without investment commitment. The economy produces tradeable output Y according to a linear technology, $Y = AK$, where $K > 0$ is the stock of capital, $A > 0$ is total factor productivity. Whereas output is tradeable, inputs are not.⁵ The Ramsey households are infinitely-long lived and derive utility according to the following formulation:

$$\int_0^{\infty} e^{-\rho t} \frac{C(t)^{1-\sigma} - 1}{1-\sigma} dt, \quad (1)$$

where $C > 0$ is consumption, $\sigma \geq 0$ is relative risk aversion, and $\rho > 0$ is the discount rate. The economy borrows from the rest of the world and, accordingly, its budget constraint is:

$$\dot{K}(t) - \dot{D}(t) = AK(t) - \delta K(t) - rD(t) - C(t), \quad (2)$$

where $r \geq 0$ is the world interest rate, $\delta \geq 0$ is the rate of capital depreciation, and D is the stock of net foreign debt. The initial stocks $K(0) > 0$, $D(0)$ are given to the

⁵Our results are virtually unchanged under capital mobility, which sets the net marginal product of capital equal to the world interest rate.

households.

We focus on collateral-constrained borrowing without commitment to investment and, following Boucekkine and Pintus [10], we posit that the creditor lends up to some fraction of the past value of collateral $\lambda K(t - \tau)$, for some exogenous delay $\tau \geq 0$ and credit multiplier $\lambda > 0$. This formulation of the endogenous debt constraint faced by a small open economy is meant to capture the fact that foreign lenders condition new loans on realized investment (as opposed to expected investment when $\tau = 0$). This feature seems a not too unrealistic description of the real world, where borrowers cannot commit in a credible way to an investment level when the lending contract with foreign financial intermediaries is decided upon. As a consequence, lenders resort to the most recent legal documents (e.g., balance sheets) to assess both the value of collateral and how much can be safely lent to a foreign firm. This entails an informational lag that we measure by the no-commitment delay τ . A useful interpretation of the delay is that it is inversely related to the borrower's reputation. That is, the larger τ , the less reliable the borrower and the more likely he will not repay all his debt. When τ is large, therefore, the farther into the borrower's past the lender goes to scrutinize the debtor's investment path and collateral worthiness.

Assumption 2.1 *Foreign borrowing is subject to a limit such that $\lambda K(t - \tau) \geq D(t)$, with the credit multiplier $\lambda \geq 0$ and the no-commitment delay $\tau \geq 0$.*

The following statement underlines both that there generically does not exist a permanent regime such that the debt constraint in Assumption 2.1 is slack and that, in contrast, the debt constraint binds at all dates under some simple condition.

Proposition 2.1 (Binding Debt Limit)

Under Assumption 2.1, there does not exist a permanent regime such that $\lambda K(t - \tau) > D(t)$ at all dates $t \geq 0$ whenever $A - \delta \neq r$. In addition, the debt constraint binds, that is $D(t) = \lambda K(t - \tau)$, for all $t \geq 0$ if $A - \delta > r$.

Proof: See Appendix A.2.

The first part of Proposition 2.1 implies that the debt constraint cannot always slack when $A - \delta \neq r$. This condition is easy to interpret: as noted by Cohen and Sachs [15], absent the debt constraint, the economy would like to invest or disinvest at infinite rate depending on whether $A - \delta$ is larger or smaller than r and this in turn implies that the economy's net asset position would go to either minus infinity or plus infinity. Since our goal is to study the capital deepening effect of financial globalization, we model the economy as a net debtor with respect to the rest of the world and we follow Cohen and Sachs [15] by assuming that $A - \delta > r$, in which case the debt constraint always binds according to the second part of Proposition 2.1.⁶

Because the debt constraint always binds, one can plug the expression of $D(t) = \lambda K(t - \tau)$ into the budget constraint (2), which gives:

$$\dot{K}(t) = \lambda \dot{K}(t - \tau) + \varepsilon K(t) - r \lambda K(t - \tau) - C(t), \quad (3)$$

where $\varepsilon \equiv A - \delta$. The problem solved by the representative household is then to maximize (1) subject to (3), which turns out to be a non-standard optimal control problem that we solve in a technical companion paper (Boucekkine, Fabbri and Pintus [11]). More precisely, (3) is not an ordinary differential equation due to the delayed terms $K(t - \tau)$ and

⁶Cohen and Sachs [15] introduce adjustment costs to ensure finite investment, which we do not need to since there is a limit on how much the economy is able to borrow and, hence, to invest. We conjecture that adding adjustment costs to our analysis would delay the date at which the economy switches to the regime with binding debt constraint.

$\dot{K}(t-\tau)$. Because of these two terms, the budget constraint (3) falls into the class of non-autonomous, linear *Neutral delay* Differential Equations (NDE for short, see Bellman and Cooke [8, chap. 6]). Both delayed terms reflect the decisive role of historical conditions in determining the growth path followed by the economy without investment commitment. In contrast to the standard *AK* setting in which the initial capital stock K_0 is the only data required to determine the optimal path, here the whole initial history (captured by an initial function $K_I(t)$ for all $t \in [-\tau, 0]$) is needed. This latter feature alone implies that one faces an infinite dimensional (functional) problem and that, unlike standard dynamical systems, infinitely many roots govern stability. As remarked in Boucekkine, Fabbri and Pintus [11], where the technical details of the analysis are laid out⁷, there are very few papers dealing with this type of maximization problems.⁸

Proposition 2.2 (Optimal Consumption)

Under Assumption 2.1, suppose that $A - \delta - r > 0$ and $1 \geq \lambda$. Then the optimal consumption profile is given by $C(t) \equiv C_0 e^{gt}$, where $g = (\xi - \rho)/\sigma$ is the growth rate, initial consumption is:

$$C_0 = \left\{ \frac{\rho - (1 - \sigma)\xi}{\sigma} \right\} \left\{ K_I(0) - \lambda K_I(-\tau) + (\xi - \varepsilon) \int_{-\tau}^0 e^{-\xi s} K_I(s) ds \right\}, \quad (4)$$

$K_I(t)$ is the initial function that is given for all $t \in [-\tau, 0]$, ξ is the unique positive real root of the characteristic equation $Q(x) \equiv x - \lambda x e^{-x\tau} - \varepsilon + r\lambda e^{-x\tau} = 0$ with $\varepsilon \equiv A - \delta$ and $\rho > (1 - \sigma)\xi$.

Proof: see the proofs of Propositions 4.1 and 4.6 in Boucekkine, Fabbri and Pintus [11].

The general setting under which optimal consumption behaves as described in Propo-

⁷More precisely, the techniques used in Boucekkine, Fabbri and Pintus [11] rely on dynamic programming developed by Bensoussan et al. [9] for infinite dimensional spaces.

⁸The simpler case of constant savings rate is analyzed in Boucekkine and Pintus [10], in which we study the stability of the associated (autonomous) NDE.

sition 2.2 has two important benchmarks. (i) Under autarky, $\lambda = 0$ so that the economy does not borrow and one goes back to the standard closed-economy AK model such that the autarkic growth rate is $g_a \equiv (\varepsilon - \rho)/\sigma$, which is assumed to be positive. This is because the characteristic function Q in Proposition 2.2 is then a first-order polynomial with a unique root $\xi = \varepsilon$. (ii) Under financial integration with investment commitment, one has $\lambda > 0 = \tau$ and there still exists a unique balanced-growth path (BGP for short), as in the autarkic case, such that $g = (\xi - \rho)/\sigma > g_a$, with $\xi = (\varepsilon - r\lambda)/(1 - \lambda)$. Note that in both benchmarks, there is no transitional dynamics and the economy jumps at the initial date on the BGP (see section 3). This is in contrast with what happens without investment commitment (when $\tau > 0$, however small): although consumption jumps to its optimal path described in Proposition 2.2, the dynamics of capital follows the NDE (3) and converges only asymptotically towards the BGP, and so do output and investment (see section 4).

From Proposition 2.2, it is straightforward to derive the comparative statics properties of the BGP growth rate and, in particular, that $dg/d\lambda > 0 > dg/d\tau$. This implies that both more borrowing (that is, a larger λ) and better reputation (that is, a lower τ) boosts growth. This captures the view that international financial integration is good for growth. In addition, welfare depends on an additional level effect (through initial consumption C_0) and Proposition 2.2 shows that it depends not only on λ and τ , but also on the historical growth path, as evident from direct inspection of (4) in which the initial function $K_I(s)$ matters. The less trivial comparative statics of C_0 is examined in the next sections, while we now turn to an interesting prediction of the model with no-commitment delay.

Gourinchas and Jeanne [23] document the fact that productivity growth and capital in-

flows per GDP correlate negatively for developing countries over the period 1980-2000.⁹ We now show that the model without investment commitment (and small delay) is a promising candidate to solve the so-called “allocation puzzle” while the model without no-commitment delay is not. We look at how capital inflows per unit of output, that is, \dot{D}/Y correlate with productivity growth, as in Gourinchas and Jeanne [23]. Of course, the notion of exogenous “productivity growth” measured through the lens of a neoclassical model with exogenous growth translates in our AK economy into the endogenous growth rate g .

Proposition 2.3 (Investment Commitment and the “Allocation Puzzle”)

Under the assumptions of Proposition 2.2, the growth rate g goes up with both the TFP level A and the credit multiplier λ , and the following holds:

(i) with investment commitment ($\tau = 0$), capital inflows per output \dot{D}/Y go up with both the TFP level and the credit multiplier.

(ii) without investment commitment and small delays ($\tau > 0$ small), capital inflows per output go down with both the TFP level (provided that productivity growth is positive and large enough) and the credit multiplier (provided that productivity growth is negative and small enough).

Proof: see appendix A.1.

A major conclusion one can draw from Proposition 2.3 is therefore that the model with investment commitment cannot solve the allocation puzzle while the model with no-commitment delay can. Several observations about Proposition 2.3 are in order. Part (i) shows that Gourinchas and Jeanne’s [23, footnote 10] conjecture also holds in an endogenous growth AK model: a credit limit does not by itself solve the allocation puzzle.

⁹See their Figure 1. The authors also show that a standard neoclassical model with exogenous growth cannot account for this empirical observation, which they then refer to as the “allocation puzzle”.

Second, although part (ii) of Proposition 2.3 focuses on (arbitrarily) small delays for sake of brevity, it is easy to derive additional results that accord with the allocation puzzle also follow when large delays are considered. But most importantly, part (ii) shows how a set of countries with different TFP levels A would conform to the negative correlation documented by Gourinchas and Jeanne [23]: countries with higher TFP growth would receive less capital inflows as a fraction of GDP.

The intuition behind the statement in part (ii) of Proposition 2.3 about the effect of TFP on capital inflows and on the growth rate is as follows. We first note that, when measured per unit of capital, both output $Y/K = A$ and the level of capital inflows \dot{D}/K go up when A goes up (because larger TFP means faster growth and more capital inflows per unit of capital). Whether or not the ratio $(\dot{D}/K)/(Y/K)$ increases with A therefore relates to *how fast* capital inflows per unit of capital grow relative to output per unit of capital (which is linear in A). This property depends critically upon whether or not there is a no-commitment delay. Without delay, $\dot{D} = \lambda \dot{K}$ so that \dot{D}/K equals λg and the latter quantity goes up by more than $Y/K = A$ when A increases, indicating that the elasticity of the growth rate with respect to TFP is larger than one. In the AK economy with investment commitment, the growth rate is very elastic to the the TFP level, which implies that the capital inflows-output ratio and the growth rate both go up with TFP. In short, the model with investment commitment cannot solve the allocation puzzle. In sharp contrast, introducing an arbitrarily small no-commitment delay reduces both the growth rate and its sensitivity to TFP, which implies that capital inflows per unit of output may go *down* when both TFP and the growth rate increase. This is the case under the assumption that the economy's growth rate during the transition to balanced growth path is larger than the long-run growth rate g , which is likely to be met in developing countries that are catching up with OECD countries. As a matter of fact, the proof of part (ii) of Proposition 2.3 in Appendix A.1 shows that the corresponding threshold

need not be large. For example, under the calibration we use later (see Assumption 3.1), the model predicts that a country growing at about 1% receives capital inflows that are about 5% of its output (similar to, say, Ghana or Nepal according to Figure 1 in Gourinchas and Jeanne [23]) while a country with a growth rate of 3.6% has a 3% capital inflows-output ratio (as, e.g., Pakistan). Key to this result is the property that the no-commitment delay introduces some transitional dynamics in the AK economy in a non-trivial way: the historical path of the *growth rate* matters when investment commitment is not possible.

Going back to welfare issues, let us now note that the above results about solving for optimal consumption, while technically demanding, are rewarding because they enable us to study welfare in a simple way when $\tau \geq 0$. In particular, the fact that, just as in a standard AK model, consumption jumps at $t = 0$ to the BGP greatly simplifies the analysis because there is no transitional dynamics of consumption (in contrast, remember that the capital stock that solves the NDE (3) is shown to converge asymptotically to the BGP). Therefore, welfare changes are expected to depend on how parameters (most notably the delay τ and the credit multiplier λ) affect both the level of initial consumption and the growth rate. In other words, it is useful to think about the welfare impact of international financial integration as the combination of both a *growth* effect (through the BGP growth rate g) and a *level* effect (through the initial consumption C_0). Such a negative level effect conflicting with the positive growth effect is typically absent from the literature about the impact of international financial integration. In our context, this makes the overall impact on welfare ambiguous.

3 Welfare Gains from International Financial Integration with Investment Commitment

The simplest benchmark case against which we first compare autarky happens when $\lambda > 0 = \tau$, which leads to a standard open-economy version of the AK model with investment commitment. Because new debt flows \dot{D} are matched with the promise to invest more (by the amount $\lambda \dot{K}$), this is tantamount to assuming investment commitment. The purpose of this section is to show that, in such a setting, international financial integration may generate large welfare gains. This may come as a surprise in view of the fact that the optimal consumption profile tilts in a counterclockwise fashion, as depicted in figure 1, which reflects that both a positive growth effect and a negative level effect are triggered by international financial integration.

Figure 1 gives a preview of our results that financial integration boosts growth at the cost of reducing initial consumption. More precisely, figure 1 graphs the log of consumption (that is, $\ln\{C_0\} + gt$) and compares autarky (when $\lambda = 0$) with financial integration ($\lambda > 0$). Financial openness tilts optimal consumption upward because it allows more borrowing, hence more investment, which boosts the growth rate of consumption at the expense of lower consumption initially. When $\lambda > 0$, the open-economy representative household starts at $t = 0$ with a lower consumption level $C_0^o < C_0^a$, where C_0^a is initial consumption under autarky ($\lambda = 0$), and enjoys higher consumption growth from $t = 0$

on.

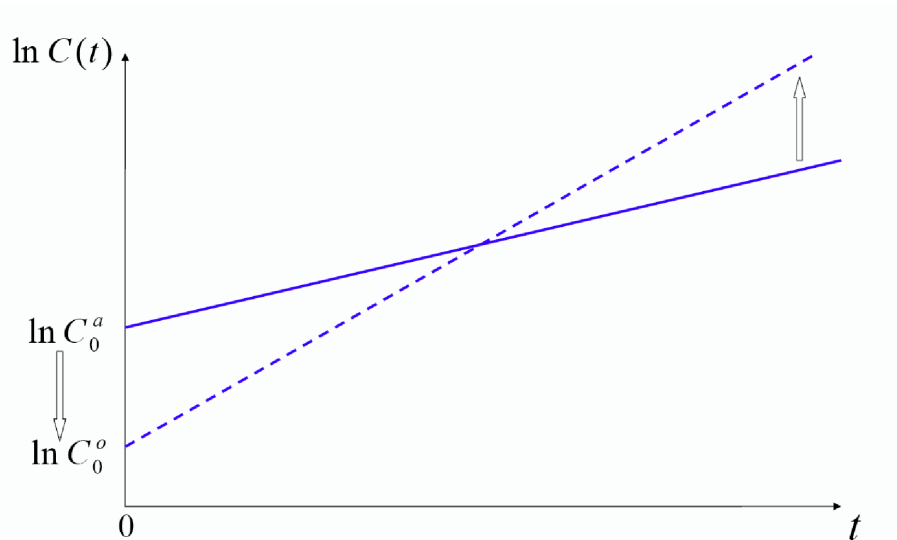


Figure 1: the consumption tilting effect of international financial integration

Solid line: autarky ($\lambda = 0$); dashed line: financial integration ($\lambda > 0$)

It is worth mentioning that the configuration depicted in figure 1 has been shown to imply only trivial welfare gains from removing business cycles in a standard AK model. More precisely, Barlevy [6] proves that large welfare gains from eliminating volatility arise when, in contrast, higher growth comes together with constant initial consumption (see figure 1 in Barlevy [6, p. 965]). That is, when the growth effect is positive while the level effect is nil. In contrast, we now show that international financial integration generates welfare gains that are of the same order of magnitude (and even larger) than those obtained by Barlevy [6], despite the presence of a negative level effect that tilts consumption as depicted in figure 1. In addition, our analysis also stresses an important proviso to such a rosy view: as one can guess by direct inspection of figure 1, welfare goes up only if the growth effect dominates the level effect, which turns out to be the case only if the autarkic growth rate is large enough, as we now show.

In the open-economy version of the standard AK model with investment commitment,

the corresponding growth rate is given by $g = (\xi - \rho)/\sigma > g_a$ with $\xi = (\varepsilon - r\lambda)/(1 - \lambda)$. Under the assumptions of Proposition 2.2 and consistent with our remarks above, it turns out that g is an increasing function of λ whereas, under mild assumptions, C_0 is a decreasing function of λ .

Proposition 3.1 (Growth and Level Effects with Investment Commitment)

Under the assumptions of Proposition 2.2 and investment commitment (that is, $\tau = 0$), the no-delay growth rate is given by $g = (\xi - \rho)/\sigma > g_a$, with $\xi = (\varepsilon - r\lambda)/(1 - \lambda)$ and $dg/d\lambda > 0$. In addition, initial consumption $C_0 = (\rho - (1 - \sigma)\xi)(1 - \lambda)K_I(0)/\sigma$ is then such that $dC_0/d\lambda < 0$ when $\sigma \geq 1$ (and provided that $\sigma > 1 - \rho/r$ if $\sigma < 1$). That is, foreign borrowing boosts growth and reduces initial consumption.

Proof: see appendix A.3.

Proposition 3.1 shows that increasing the credit multiplier λ has opposite growth and level effects, which accords with intuition. Under investment commitment, relaxing the credit constraint gives larger incentives to accumulate capital, which boosts growth. However, larger incentives to invest also mean that households are willing to consume less initially, knowing that consumption will grow faster when λ is higher (see figure 1).¹⁰ This happens, for instance, under the mild requirement that intertemporal substitution in consumption $1/\sigma$ is less than unity. If, in addition, we assume that the economy is not more patient than the lenders (that is, $\rho \geq r$), then C_0 falls when λ increases for all positive values of σ . By rewriting the NDE governing the dynamics when $\tau = 0$ as:

$$(1 - \lambda)\dot{K}(t) + r\lambda K(t) = \varepsilon K(t) - C(t), \quad (5)$$

¹⁰It is important to notice that the consumption tilting under collateral-constrained borrowing depicted in figure 1 has nothing to do with whether or not the economy is more impatient than the rest of the world. In addition, the “short-run pain, long-run gain” trade-off arising in our AK economy does not hinge on dynamic inefficiency as in exogenous growth models.

it is not difficult to see that the fall in initial consumption comes from two effects that the newly integrated economy faces. First, when $\lambda > 0$, a new term $r\lambda K$ stands for the fact that repaying debt costs some resources. Second, leveraged borrowing means that the only way to borrow more is to promise to invest more, which accelerates investment $(1 - \lambda)\dot{K}$ in the financially integrated economy because the growth rate is now higher. Both effects combine to curtail initial consumption - a short-run pain indeed. We now show under logarithmic utility that the growth effect dominates so that welfare is an increasing function of λ under some condition that we now derive.

Under logarithmic utility, welfare is given by $W \equiv \int_0^{+\infty} e^{-\rho t} \ln\{C(t)\} dt$. Using $C(t) = C_0 e^{gt}$ with $g \equiv \xi - \rho$ and $\xi = (\varepsilon - r\lambda)/(1 - \lambda)$, one gets by straight integration by parts that:

$$W = \frac{1}{\rho} \left\{ \ln\{C_0\} + \frac{\xi - \rho}{\rho} \right\} \quad (6)$$

We follow standard practice by computing the compensating variation in consumption, denoted ψ below, that is required to achieve equal welfare both in autarky and under financial integration, depending on λ which is our measure of financial openness. Under logarithmic utility, straightforward computations deliver that the compensating variation in consumption is given by:

$$\psi \equiv \frac{C_0}{C_0^a} \left\{ e^{(g-g_a)/\rho} \right\} - 1 \quad (7)$$

The following proposition establishes that, under investment commitment, welfare gains materialize at all levels of financial integration, provided that the autarkic growth rate is larger than the world interest rate.

Proposition 3.2 (Conditional Welfare Gains and Investment Commitment)

Under the assumptions of Proposition 3.1 and logarithmic utility (that is, $\sigma = 1$), then two cases occur under investment commitment:

- (i) *if $g_a \equiv A - \delta - \rho \geq r$, then $dW/d\lambda > 0$ for all values of $\lambda \geq 0$. That is, foreign*

borrowing improves welfare provided that the autarkic economy is growing fast enough.

(ii) if $r > g_a > r - \rho$, then $dW/d\lambda > 0$ if and only if $\lambda > \underline{\lambda} \equiv (r - g_a)/\rho$. It follows that foreign borrowing improves welfare if and only if $\lambda > \lambda_c$, where $\lambda_c > \underline{\lambda}$ is the unique positive solution to $\lambda(\varepsilon - r) = -\rho(1 - \lambda) \ln(1 - \lambda)$.

Proof: see appendix A.3.

The condition in case (i) that $g_a > r$ is intuitive, as it states that international financial integration is good for welfare provided that the economy is productive enough to afford borrowing, given the world interest rate. In other words, if the autarkic economy was growing fast enough before it financially integrates, then its welfare increases with foreign borrowing at all levels of the debt-to-output ratio. The obvious interpretation of this proviso is that international financial integration is good for welfare only if growth-enhancing institutions (e.g. high quality governance, efficient domestic financial markets) are already in place under autarky. However, whenever $g_a < r$ as in case (ii) of Proposition 3.2, financial integration improves welfare only if λ is large enough. That is, a threshold effect materializes, as shown in figure 2. The larger the difference $g_a - r$, the larger the thresholds $\underline{\lambda}$ and λ_c .

Interestingly enough, it follows from Proposition 3.2 that both in case (i) and when $\lambda > \lambda_c$ in case (ii), welfare gains arise when the growth rate g is larger than the world interest rate r . One interpretation of this fact is that welfare gains from financial glob-

alization materialize only if debt is sustainable over time.

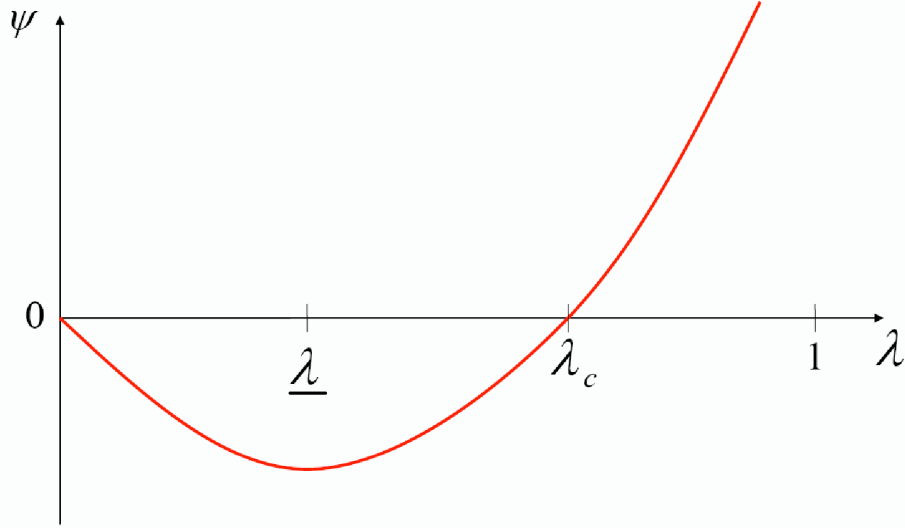


Figure 2: the welfare gains from international financial integration
Threshold effect under case (ii) of Proposition 3.2

It is perhaps useful at this stage to summarize the main findings reported in the previous propositions. In the benchmark case of logarithmic utility, welfare gains obtain only if the growth effect is positive. If the assumption that $A - \delta > r$ is violated, then the growth rate falls when λ increases so that both the level effect and the growth effect are negative. In that case, international financial integration triggers welfare losses for all λ 's and a benevolent planner would opt for staying autarkic. If, on the contrary, the economy is productive enough to ensure that $A - \delta > r$, then the growth effect becomes positive and the country's rate of time preference is important as well to determine whether or not welfare gains materialize. If ρ is small enough to ensure that $g_a \equiv A - \delta - \rho > r$, that is, if the economy is patient enough, then welfare gains obtain for all λ 's. This means that, under such a condition, the growth effect always dominates the level effect. Therefore, provided that the autarkic economy grows fast enough, financial integration is good for welfare. If, however, autarkic growth is weaker (that is, if $r > g_a$), then welfare

improves only if the economy can borrow enough in international credit markets (that is, if $\lambda > \lambda_c$). Such a threshold effect occurs because the growth effect is first dominated by the level effect at small levels of international financial integration, but then becomes dominant when $\lambda > \underline{\lambda}$.

Our purpose now is to evaluate whether welfare gains are small or large when λ takes on values that fall within the range documented by Djankov et al. [18], who estimate that values for the credit multiplier range from 35% in middle-income countries to 85% in OECD countries. So as to evaluate the robustness of the results reported in Proposition 3.2, we consider values for σ that are larger than one as well as two sets of parameter values which differ only in the values assigned to the world interest rate and to the rate of time preference, as follows.

Assumption 3.1 *The two benchmark sets of parameter values are:*

(i) $\rho = r = 0.01$, $\varepsilon = 0.03$ and $\sigma = 2$

(ii) $\rho = r = 0.015$, $\varepsilon = 0.03$ and $\sigma = 2$

The parameter values in case (i) of Assumption 3.1 accord with case (i) in Proposition 3.2. They imply that the growth rate under autarky (when $\lambda = 0$) is $g_a = (\varepsilon - \rho)/\sigma = 1\%$. Under financial integration, the growth rate ranges from $g = 1.5\%$ when $\lambda = 0.35$ to 6.7% when $\lambda = 0.85$, with a value of 2.5% for the middle value $\lambda = 0.6$. The corresponding growth rate increase of 1.5 percentage point under financial globalization belongs to the upper range of estimates (e.g., Henry [25]; see Kose et al. [30] for an extensive survey). Straightforward computations deliver that the compensating variation in consumption is given, when $\sigma \neq 1$, by:

$$\psi \equiv \frac{C_0}{C_0^a} \left\{ \frac{\rho + g_a(\sigma - 1)}{\rho + g(\sigma - 1)} \right\}^{\frac{1}{1-\sigma}} - 1. \quad (8)$$

Table 1 reports the welfare impact of financial integration under the two scenarios presented in Assumption 3.1.

Welfare gains in case (i):	$\lambda = 0.20$	$\lambda = 0.35$	$\lambda = 0.60$	$\lambda = 0.85$
total (ψ) =	1.3%	4.7%	22.5%	120.4%
growth effect =	12.5%	26.9%	75.0%	283.3%
level effect =	-11.2%	-22.2%	-52.5%	-162.9 %

Welfare gains in case (ii):	$\lambda = 0.20$	$\lambda = 0.35$	$\lambda = 0.60$	$\lambda = 0.85$
total (ψ) =	-6.1%	-9.6%	-10.0%	25.2%
growth effect =	8.3%	17.9%	50.0%	188.9%
level effect =	-14.4%	-27.5%	-60.0%	-163.7 %

Table 1: welfare gains from international financial integration relative to autarky with investment commitment, under Assumption 3.1

The top and bottom panels of Table 1 illustrate two possible views of how international financial integration affects welfare. In case (i) corresponding to the top panel, the total welfare gains reported in the second row of the top panel of table 1 are non-trivial even for low λ 's that typically reflect the developing stage of middle-income countries. In particular, these figures imply that relaxing the borrowing constraint from a tight $\lambda = 20\%$ to a more generous 35% imply substantial welfare gains of about 3.4% of permanent consumption. This suggests that middle-income countries can reap benefits from international financial integration even under tight borrowing constraints. It is important to stress that such welfare gains materialize despite a fall in initial consumption, as depicted in figure 1, and under the condition that the autarkic growth rate is larger than

the world interest rate.

The total gains are then decomposed into the welfare impact of both the growth effect (which is positive) and the level effect (which is negative), in the third and last rows of each panel respectively. That is, ψ is obtained by direct summation of the growth and the level effects. In the top panel of Table 1, the growth-enhancing effect of financial integration is very large even for low λ 's, with levels similar to those computed by Obstfeld [32] under global risk-sharing. However, the growth effect is dampened by a substantial negative level effect so that the net effect on welfare is much smaller for developing countries. Table 1 therefore suggests that the level effect is a key dimension to account for if one is to measure welfare changes from international financial integration in a model-consistent way. In fact, while the net effect is sizeable, both gross effects turn out to be very large.

The top panel of Table 1 also shows that welfare gains from international financial integration obtained in our framework require moderate capital inflows. For instance, Gourinchas and Jeanne [22, p. 271] report that under exogenous growth and unconstrained borrowing, an increase in welfare of about 2% occurs when the economy is lent about 150% of its capital stock. In our AK model, welfare gains of 2% appear when foreign borrowing amounts to about 25% of the capital stock only. In addition, it is perhaps useful to compare with the welfare gains brought about by the positive growth effect only, e.g. by total factor productivity improvement (that is, an increase in A). The third row of Table 1 shows that such welfare gains would be much larger.

In the bottom panel of Table 1 corresponding to case (ii) in Assumption 3.1, however, the autarkic growth rate is lower than the world interest rate (that is, $g_a = 0.75\% < r = 1.5\%$), so that large welfare losses occur when $\lambda < \lambda_c = 0.75$. In particular, a welfare loss

of about 11% occurs when $\lambda = \underline{\lambda} = 0.5$.¹¹ It is only when access to international credit markets allows for $\lambda > \lambda_c$ that welfare gains follow from borrowing abroad. In case (ii), g equals to 0.9% when $\lambda = 0.35$, to 1.9% when $\lambda = 0.6$ and to 5.0% when $\lambda = 0.85$. The positive growth effect, while significant at low levels of λ , dominates the negative level effect only when $\lambda > 0.75$. Because the autarkic economy growth rate is so small, it is hard to believe that opening up to international credit markets would trigger such large capital inflows, which are nevertheless needed to guarantee that welfare improves.

4 Welfare Gains without Investment Commitment

The previous section has shown that foreign borrowing generates substantial welfare gains provided that the autarkic economy is growing faster than the world interest rate. The next sections show that, under the same proviso, such a result is robust to relaxing the assumption of investment commitment. Ruling out investment commitment is arguably more realistic but it is also a much more conservative assumption because it dampens welfare gains through two new effects. First, as shown above, the no-commitment delay reduces the BGP growth rate at all levels of λ , so that the positive growth effect is now reduced. The numerical examples below show that small delays dampen growth by a significant margin. Second, the model without investment commitment predicts growth breaks that accord with the empirical evidence, but do not occur under investment commitment. Similar to what happens with a constant savings rate (Boucekkine and Pintus [10]), section 5 below shows that growth breaks and growth reversals occur in the optimal growth setting. Absent growth volatility, as in the above analysis with investment commitment, one may therefore argue that the results are strongly biased

¹¹Of course, one should not take such a welfare loss too literally, as it simply implies that the economy would rather choose autarky when facing such levels of financial integration.

towards large welfare gains from financial integration, and we have seen above that they may be substantial when λ is large. We now show that even though they are reduced, welfare gains still remain large without investment commitment, although this assumption both dampens growth and generates growth volatility in capital and output. A first necessary step is to study how the no-commitment delay τ affects growth and welfare, for a given λ .

4.1 Welfare under Logarithmic Utility and Small No-Commitment Delays

The purpose of this section is to derive analytical results about welfare under logarithmic utility and with delays that are arbitrarily close to zero. Recall that we denote $K_I(t)$ the initial function defined for all $t \in [-\tau, 0]$. Then using the expression of the initial consumption level in equation (4), we now show that, for small delays, C_0 is an increasing function of the delay τ .

Lemma 4.1 (Small Delay and the Initial Consumption Level)

Define $K_I(t) > 0$ for all $t \in [-\tau, 0]$ as the initial function and $\mu \equiv \dot{K}_I(0)/K_I(0)$. Under the assumptions of Proposition 2.2, if in addition $\mu > \underline{\mu}$, with $\underline{\mu} \equiv (r - \varepsilon)/(1 - \lambda) < 0$, and utility is logarithmic ($\sigma = 1$), then $dC_0/d\tau > 0$ at $\tau = 0$.

That is, small no-commitment delays increase the optimal initial consumption level.

Proof: see appendix A.4.

From Lemma 4.1 follows the fact that the no-commitment delay has an ambiguous effect on welfare. This is because the delay has two opposite effects on the growth rate and on the initial level of consumption. On the one hand, there is a negative growth

effect: increasing τ from zero reduces the growth rate $g = \xi - \rho$ (because it decreases the positive characteristic root ξ). In a growing economy, the higher the delay, the more severe the debt constraint, hence the lower the growth rate. On the other hand, there is a positive level effect: a positive τ tends to increase the initial consumption level that is optimally chosen by the infinitely-lived household (as shown in Lemma 4.1 under the mild requirement that the economy is not declining too fast initially, that is, if $\mu > \underline{\mu}$). This is because under the prospect of slower consumption growth, it is optimal for households to increase their initial level of consumption so as to enjoy more consumption in initial periods.

Therefore, when the no-commitment delay increases from zero, a larger C_0 improves welfare whereas a lower g has the opposite impact. Compared to figure 1, which describes the impact of increasing λ from zero, consumption tilts downward when τ increases from zero. It perhaps helps intuition to note that a similar trade-off arises in the standard AK model under autarky (that is, when $\lambda = 0$) when the discount rate ρ is made to increase. It can easily be shown that, *ceteris paribus*, a larger ρ translates into slower growth but a larger initial level of consumption so that its impact on welfare is ambiguous *a priori*. Here also, slower growth provides households with stronger incentives to consume more initially, so that a similar trade-off arises and has an ambiguous effect on welfare. In summary, both the discount rate and the delay affect the incentives to accumulate capital in the same way: both larger ρ 's and larger τ 's mean lower incentives to accumulate, which translate into lower g 's but larger C_0 's. In the former case, this is because households are more impatient while, in the latter case, it is because of a tighter borrowing constraint.

We now show that the short-run effect dominates the long-run effect, so that welfare increases when the delay goes up from zero, if and only if the initial growth rate μ is positive and large enough.

Proposition 4.1 (Small Delay and Welfare)

Under the assumptions of Lemma 4.1, suppose that $\lambda > \underline{\lambda}$, where $\underline{\lambda} \equiv \rho/(\rho + \varepsilon - r) > 0$. Then there exists a threshold $\bar{\mu} > 0$ such that $dW/d\tau > 0$ at $\tau = 0$ if and only if $\mu > \bar{\mu}$. That is, small no-commitment delays improve welfare if and only if the economy is initially growing fast enough.

Proof: Proof: see appendix A.4.

An intuitive interpretation of the result in Proposition 4.1 is as follows: the larger the initial growth rate μ , the larger initial consumption C_0 (more on this in section 5.1 about leapfrogging). This means that large μ 's reinforce the level effect. If strong enough, the positive level effect dominates the negative growth effect of a lower g , when $\tau > 0$, and it leads to higher welfare relative to the no-delay case.

4.2 Welfare under CRRA Utility: Numerical Examples

We suspect that the above results extend to $\sigma \neq 1$ but the analysis then becomes much more tedious. We now focus on the empirically appealing case $\sigma > 1$ and provide numerical examples when $\tau > 0$ that indeed accord with our conjecture. One important corollary of our numerical analysis is that it allows us, in the next sections, to measure the welfare effect of international financial integration, leapfrogging and growth reversals without investment commitment. To do so, we focus on the following benchmark parameter values.¹²

Assumption 4.1 *In addition to the parameter values set in case (i) of Assumption 3.1, $\lambda = 0.5$ and the initial function is exponential, that is, $K_I(t) = e^{\mu t}$ for all $t \in [-\tau, 0]$,*

¹²The value of λ we use again falls within the range of estimates provided by Djankov *et al.* [18].

with μ real.

It follows from Assumption 4.1 that when $\tau = 0$ (no-delay case), one has that $g = 2\%$ whereas under autarky (when $\lambda = 0$) the growth rate is $g_a = (\varepsilon - \rho)/\sigma = 1\%$. It is also easily shown that when $\tau > 0$, the growth rate is such that $2\% > g > g_a$. To simplify matters, let us assume that the initial growth rate is $\mu = 3g$. Our benchmark case is therefore such that the economy is initially growing three times faster than the long-run BGP growth rate. In view of Lemma 4.1, we expect that increasing the no-commitment delay τ from zero leads to a smaller g but a larger C_0 . The following table and figures show the impact of positive delays on the growth rate loss, the initial consumption level benefit and the overall welfare gain (again measured using the compensating variation in consumption expressed in (8)), relative to the case without delay.

Effect of delay τ on:	$\tau = 0.1$	$\tau = 1$	$\tau = 10$	$\tau = 30$	$\tau = 70$
growth rate loss =	0.01 pp	0.09 pp	0.5 pp	0.78 pp	0.94 pp
initial consumption gain =	0.7%	6%	30%	42%	41%
total welfare gain (ψ) =	0.3%	2.7%	8.6%	4.8%	-3.1%

Table 2: Effect of no-commitment delay on growth rate loss, initial consumption gain and welfare gain, relative to no-delay case ($\tau = 0$)

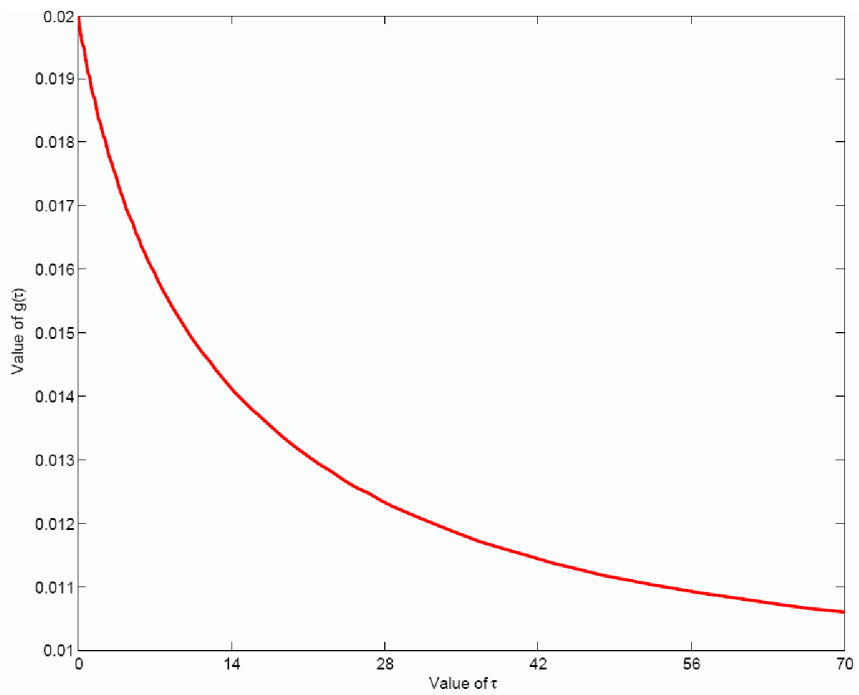


Figure 3: plot of growth rate g varying τ

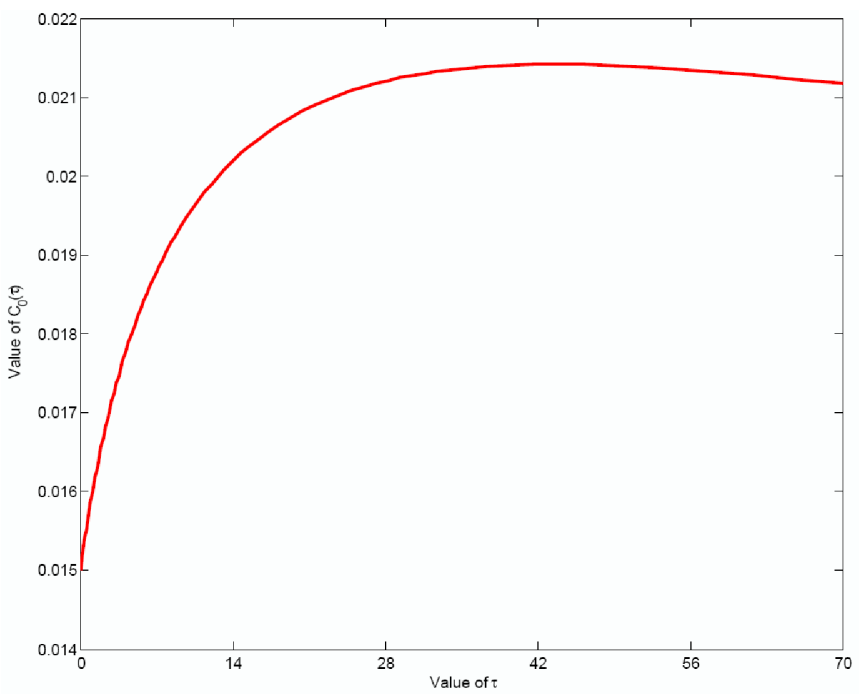


Figure 4: plot of initial consumption C_0 varying τ

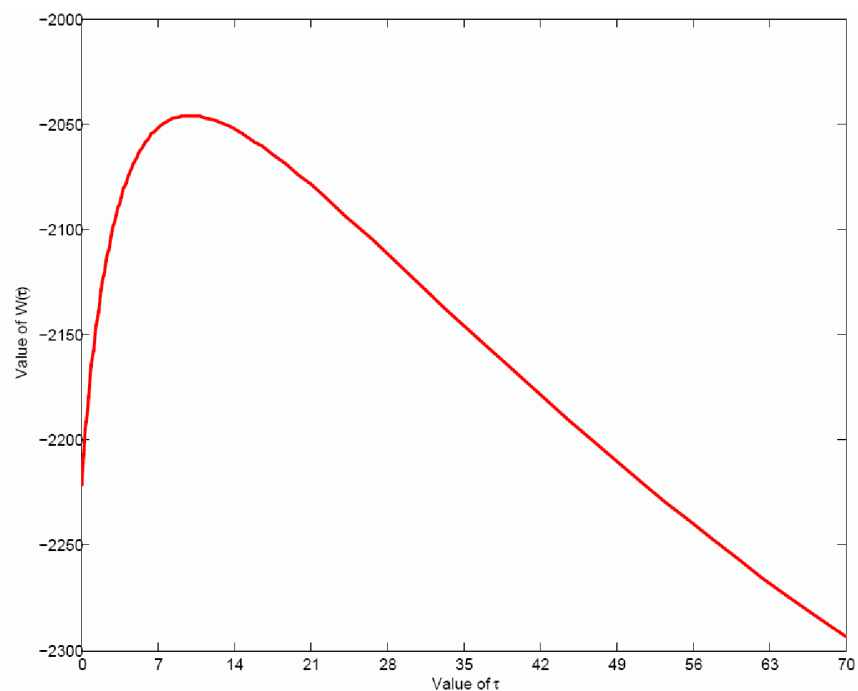


Figure 5: plot of welfare W varying τ

Figures 3, 4 and 5 plot the levels of growth rate, initial consumption and welfare behind the computations in table 2. For small delays, initial consumption goes up whereas the growth rate goes down exponentially fast when the delay increases, and the overall effect is to improve welfare. Eventually though, the level effect weakens and welfare goes down for large delays, because the negative growth effect then dominates.

The same picture turns out to emerge for different parameter values. Not surprisingly, increasing relative risk aversion σ from 2 weakens the incentives to accumulate capital (because the household is now less willing to substitute consumption over time) so that the level effect is stronger and leads to larger welfare gains for small delays. The same effect is at work: when the consumption smoothing motive becomes stronger, slower consumption growth and larger initial consumption follow.

Interestingly enough, the fourth column of table 2 and figure 5 show that there exists

a welfare-maximizing delay ($\tau_{opt} \approx 10$).¹³ Compared to the no-delay case, the optimal τ_{opt} delivers a BGP growth rate that goes down from 2% to 1.5% (from figure 3, hence a loss of 0.5 pp in table 2) and an initial consumption level that goes up by 30% (see figure 3). Due to the large positive effect of a much higher consumption level, which dominates the negative growth effect, the combined effect is a non-trivial welfare increase of about 9% (see table 2) relative to the no-delay case $\tau = 0$.

In contrast, the last column of table 2 show that for $\tau = 70$, the growth rate drops to 1.06% and the initial consumption gain goes up to 41% so that welfare declines (see figures 3-5). Because the large growth loss now dominates the consumption gain, households suffer a welfare loss of -3.1% compared to the no-delay case. This welfare loss increases to 11.7% relative to the welfare maximum under $\tau_{opt} = 10$. Therefore, for τ 's that are much larger than τ_{opt} , the BGP growth rate is low (and indeed close to that prevailing under autarky) and welfare is significantly lower than the no-delay level. For large delays, the associated loss in the growth rate dominates the consumption gain and leads to large welfare losses. We now apply our analysis to investigate the welfare consequences of financial integration and, in the next section, of leapfrogging and growth reversals.

4.3 Welfare Gains without Investment Commitment: Quantitative and Policy Implications

This section shows, again using the compensating consumption criterion (8), that large welfare gains still occur when $\tau > 0$. We start by considering an economy with parameters given by case (i) of Assumption 3.1 that imply $g_a = 1\%$ under autarky. The previous

¹³Robustness analysis shows that this property holds for an open set of parameter values. In particular, τ_{opt} is larger for larger σ 's and μ 's. For example, other things equal, $\tau_{opt} = 86$ when $\sigma = 5$ and $\tau_{opt} = 2$ when $\mu = 1.5g$.

section has shown that a positive no-commitment delay hampers growth. Therefore, we make the conservative assumption that the level of credit market imperfections is non-trivial by setting the no-commitment delay to $\tau = 10$, so that the growth rate under financial integration is at most $g = 2\%$ when $\lambda = 0.85$ (compared to about 6.7% in the no-delay case). Therefore, the maximal increment in the growth rate is 1 percentage point. In addition, we assume that the economy was under autarky for $t \in [-\tau, 0]$, therefore growing slowly at $\mu = g_a = 1\%$, and that it switches at $t = 0$ from autarky to financial integration with a positive λ . Table 3 reports that large welfare gains still obtain despite the welfare-reducing impact of relaxing the assumption of investment commitment.

Welfare gains:	$\lambda = 0.20$	$\lambda = 0.35$	$\lambda = 0.60$	$\lambda = 0.85$
total (ψ) =	0.6%	2.0%	6.3%	13.3%
growth effect =	8.4%	16.1%	32.1%	52.2%
level effect =	-7.8%	-14.1%	-25.8%	-38.9%

Table 3: welfare gains from international financial integration relative to autarky without investment commitment

Not surprisingly, the welfare gains reported in the second row of table 3 are reduced under the more realistic scenario that investment commitment is not possible. In particular, compared to the no-delay case in the top panel of table 1, welfare gains are drastically reduced when $\lambda \geq 0.6$, that is, for developed economies. However, they remain significant when compared, for instance, to the welfare gains from removing business cycle (Barlevy [6]). The third and last rows of table 3 show that both the growth effect (which is again commensurate to the figures computed in Obstfeld [32] for reasonable λ 's) and the level effect are large. Table 3 also reveals that welfare gains of about 2% appear if the economy is lent about a third of its capital stock, which is roughly four times lower

than what is required in the model used as a measurement device in Gourinchas and Jeanne [22, p. 271] to obtain similar welfare benefits.

In view of the fact that few economies are closed to capital inflows, it is also interesting to compare the welfare gains generated by increasing financial openness. That is, consider an economy contemplating borrowing more from international credit markets. Table 4 reports how much more consumption is enjoyed by an economy moving from $\lambda = 0.2$ (and correspondingly $\mu \approx 1.2\% > g_a$) to larger λ 's.

Welfare gains:	$\lambda = 0.35$	$\lambda = 0.60$	$\lambda = 0.85$
$\psi =$	1.65%	6.6%	14.7%

Table 4: welfare gains from deeper international financial integration relative to $\lambda = 0.2$ without investment commitment

Here again, substantial welfare gains follow from larger financial integration at the international level. The real-world scenario that table 4 illustrates is such that international financial markets become more generous in the sense that the economy is able to borrow more. However, it is also relevant to interpret λ as a policy lever, in the sense that economic policymakers may be willing to impose capital control. In particular, discussions in policy circles every now and then consider adopting debt-reducing policies that aim at boosting investment and output by reducing debt payments. Our analysis enables us to quantify the welfare effects of such policies. We now ask by how much welfare is reduced if the government of a financially integrated country would choose to reduce λ from 0.85, which corresponds to a debt-to-GDP ratio of about 69%, all the way down to $\lambda = 0.2$ which yields a debt-to-GDP ratio of about 18%. The outcome appears in table 5.

Welfare gains:	$\lambda = 0.6$	$\lambda = 0.35$	$\lambda = 0.2$
$\psi =$	-1.3%	-8.7%	-11.5%

Table 5: welfare losses from debt-reducing policies relative to $\lambda = 0.85$ without investment commitment

The welfare losses reported in table 5 are mirror images of the welfare gains of deeper financial integration. Even though such losses are large, a surprising corollary follows. The policies described by table 5 may be illustrated by figure 1 again, where the consumption now tilts clockwise when λ is reduced. In other words, reducing the debt-to-GDP ratio increases initial consumption C_0 at the expense of reducing the growth rate g . This means that seeking a majority supporting such policy proposals may not be such a daunting task as it may seem at first sight, in the sense that the immediate impact is to increase consumption so that short-run gains are traded for long-run pains.

5 Welfare Analysis of Leapfrogging and Growth Reversals

5.1 Large Welfare Gains from Leapfrogging

We define leapfrogging in consumption as the fact that the larger the initial growth rate μ , the more consumption and the larger welfare that is enjoyed by households. Suppose that economy \mathcal{A} , say, had a lower initial growth rate μ and was richer (in terms of capital and output) but growing more slowly prior to $t = 0$ than economy \mathcal{B} . In view of our assumption that growth is exponential for $t \in [-\tau, 0]$, both countries end up with the same capital stock, which equals unity, at $t = 0$. Then leapfrogging means that \mathcal{B} gets to enjoy a larger consumption level C_0 at $t = 0$, hence a larger consumption at all

dates $t \geq 0$ (because consumption jumps to the BGP at $t = 0$ and the growth rate g does not depend on μ). In contrast, \mathcal{B} had lower capital and output than \mathcal{A} , for $t \in [-\tau, 0]$.

To study the welfare effect of leapfrogging, we set $\tau = 10$ so that $g = 1.5\%$ independent of the initial growth rate μ over $[-\tau, 0]$. Therefore, any welfare change due to variations in μ occur because of changes in the initial consumption level. In other words, for a given τ , only the short-run level effect originates welfare changes when μ is made to vary. In fact, it is not difficult to show that, given τ not too large, the level effect is positive on welfare, that is, $dC_0/d\mu > 0$ under CRRA utility. In particular, welfare gains are generated by leapfrogging for $\tau = 10$, as illustrated by table 6.

Effect of initial growth rate μ on:	$\mu = -g$	$\mu = 0$	$\mu = g$	$\mu = 3g$
initial consumption gain =	48%	66%	82%	107%

Table 6: Consumption gain of leapfrogging relative to initial growth rate $\mu = -3g$

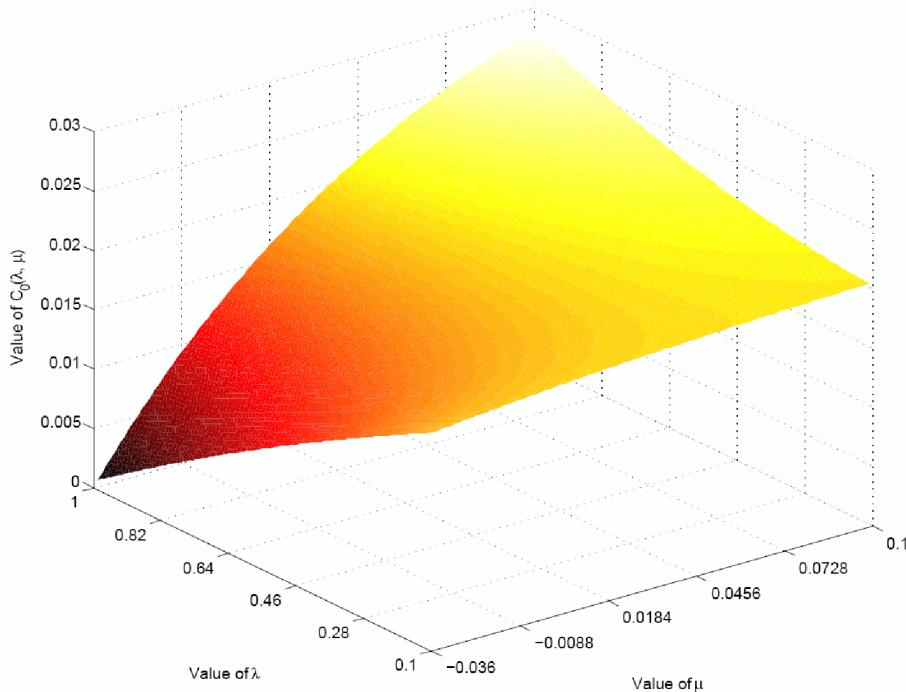


Figure 6: plot of initial consumption C_0 varying λ and μ

Figure 6 plots C_0 as a function of μ and λ . It shows that given λ , the initial consumption level increases with the initial growth rate. In other words, leapfrogging occurs: the faster growth in the initial time interval, the higher consumption. For the chosen parameter values (see assumption 3.1), there is always leapfrogging for reasonable μ 's, which turns out to be also true for larger values of τ 's.¹⁴ Note that relative risk aversion σ has no impact on the relative consumption gains because it affects only the scaling factor of C_0 (see equation (4)).

Table 6 shows that consumption gains due to leapfrogging can be very large. For example, suppose that economy \mathcal{A} has been declining at $\mu = -3g = -4.5\%$, implying (in annualized data) that it takes 16 years to halve consumption. In contrast, economy \mathcal{B} has been enjoying fast growth at $\mu = 3g = 4.5\%$ so that its consumption is expected to double in 16 years. Then \mathcal{B} enjoys an initial consumption that is about twice as large as that of \mathcal{A} . Sensitivity analysis shows that leapfrogging still generates large consumption gains for large delays, for reasonable values of μ . It is also worth noting that the larger λ , the bigger welfare gains due to leapfrogging, as one can see in figure 6. One also notes from figure 6 that, given λ larger than 0.5, C_0 is a concave function of μ , which indicates that the welfare gains from leapfrogging are asymmetric: they are much more important for countries that have initially been either declining or growing very slowly. In other words, an increase of 1 pp in the initial growth rate generates larger welfare gains from leapfrogging when μ is small or negative.

Finally, a striking feature in figure 6 is that the effect of the credit multiplier λ on initial consumption C_0 is positive when μ is positive and large enough but reverses for negative μ 's. This suggests that, for a given delay, financial globalization may decrease welfare if the economy is initially declining.

¹⁴This is in contrast with what happens in the Solow case studied by Boucekine and Pintus [10].

5.2 Significant Welfare Losses from Growth Reversals

We now study the implications of our results for welfare when growth reversals occur. As in Boucekkine and Pintus [10], we define a growth reversal as a sudden break in the growth rate, when the latter goes either from below to above trend or from above to below trend. The next proposition shows that the condition for growth reversals is identical to that derived in Boucekkine and Pintus [10] for the Solow case (the proof is similar and therefore omitted). To derive such a condition, it is more convenient to study the detrended NDE arising when we perform the change of variable $x(t) = e^{-gt}K(t)$.

Proposition 5.1 (Growth Reversals for Large Delays)

Suppose that the initial function of the detrended NDE associated to (3) is $x_I(t) = e^{\phi t}$ for $t \in [-\tau, 0]$ and some ϕ real. It follows that $\phi \dot{x}(0) < 0$, hence convergence to the BGP is non-monotonic, if and only if:

$$g > r + \frac{\phi}{e^{\phi\tau} - 1}, \quad (9)$$

If $\phi \approx 0$, then condition (9) writes as:

$$\tau(g - r) > 1. \quad (10)$$

Proof: follows by adapting the proof of Proposition 3.3 in Boucekkine and Pintus [10].

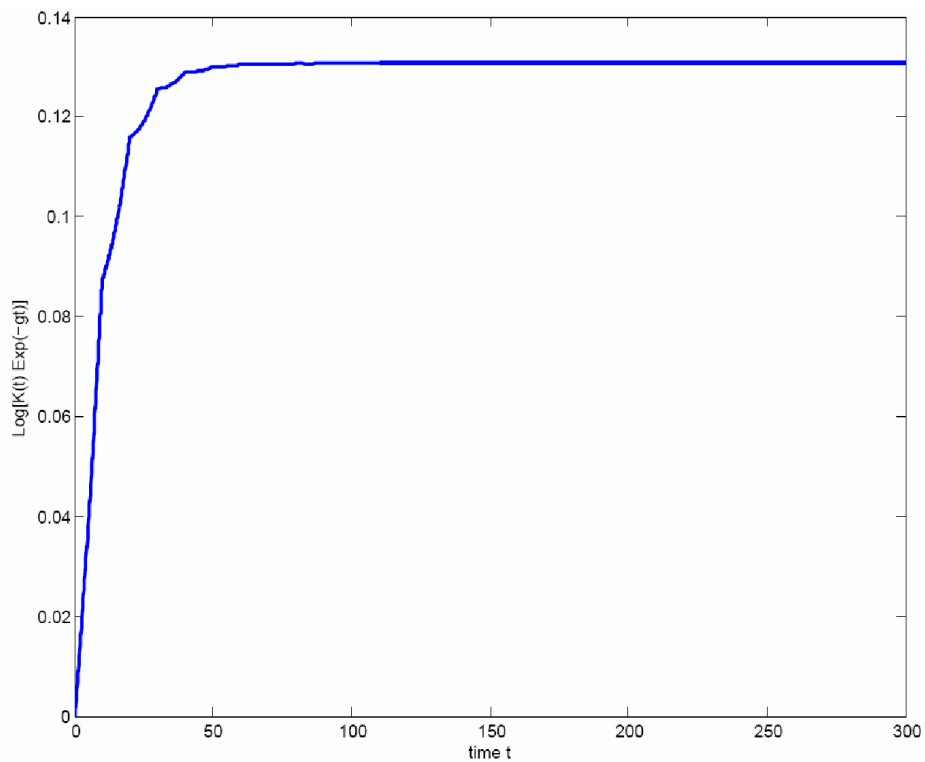


Figure 7: plot of log of detrended capital against time when $\tau = 10$

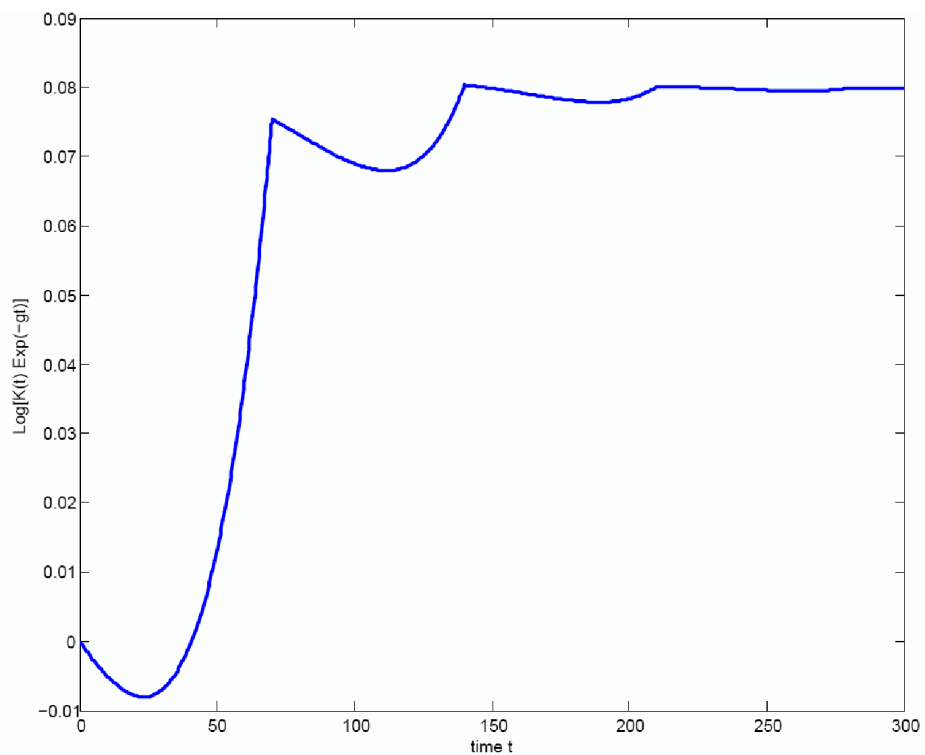


Figure 8: plot of log of detrended capital against time when $\tau = 70$

Note that the initial growth rate of detrended capital x relates to that of capital K through $\phi = \mu - g$. Condition (10) can be viewed in a simple way as the fact that growth reversals occur only if the no-commitment delay is large enough (see Boucekine and Pintus [10] for an intuitive discussion of why this is the case). We now provide examples that illustrate Proposition 5.1. Figures 7 and 8 (based on table 2 and figures 3-5) picture the short-run dynamics¹⁵ of detrended capital x for two economies that are similar in all respect except that $\tau = 10$ for economy \mathcal{A} and $\tau = 70$ for economy \mathcal{B} . Economy \mathcal{A} goes through negligible growth breaks (figure 7) whereas economy \mathcal{B} experiences sharp growth reversals (figure 8). Because figure 8 plots $\log[x(t)] = \log[e^{-gt}K(t)]$, the kinks that appear at dates that are multiples of $\tau = 70$ indicate growth reversals. For example, figure 8 assumes that the economy grows above the BGP level at $\mu = 3g$ so that the detrended growth rate $\phi = 2g$ is positive prior to $t = 0$. Right after $t = 0$, however, detrended capital declines, which indicates that the growth rate of K is below the BGP level g until $t \approx 25$, when the detrended growth rate becomes positive again. At $t = 70$, a second growth reversal occurs and it leads to growth below trend until $t \approx 125$.

From table 2, we know that \mathcal{A} 's welfare is about 12% higher than \mathcal{B} 's even though \mathcal{B} 's initial consumption is about 11 percentage points larger than \mathcal{A} 's. The higher welfare in \mathcal{A} comes from the larger BGP growth rate (1.5% vs 1.06% for \mathcal{B} ; see table 2). Such a difference in annualized growth rates means that while it takes 46 years to double consumption in \mathcal{A} , it takes 66 years in \mathcal{B} , that is, about one more generation. In addition, figures 6 and 7 tell us that \mathcal{A} 's long-run output is about 5% higher than \mathcal{B} 's. Therefore, growth reversals are associated with welfare losses because they require large no-commitment delays (that is, τ 's that are much larger than τ_{opt}).

It is worth stressing that welfare losses under growth reversals are not due to consumption volatility (as consumption jumps to the BGP at $t = 0$) but rather because the

¹⁵Figures 7 and 8 are produced using the MATLAB NDE solver provided by Shampine [36].

negative growth effects dominates the positive level effect on consumption. Not surprisingly, higher σ 's lead to smoother growth reversals, as expected because intertemporal substitution is then less strong. In addition, it is worth mentioning that the dynamics of detrended capital depicted in figures 7-8 is also that of the real exchange rate, defined as the price of non-tradeable good (labor, which is inelastic and normalized to one) in terms of the tradeable good (output), as the latter is proportional to capital in an AK economy. This implies that growth reversals in capital are also associated with growth reversals in the real exchange rate.

6 Conclusion

In this paper, we have derived conditions under which collateral-constrained access to international borrowing triggers large welfare gains under endogenous growth. These conditions turn out to be simple enough and connected to the debt sustainability issue. Despite a loss in initial consumption when the economy switches from autarky to financial integration, the growth-enhancing effect of financial globalization generates substantial welfare gains. Such benefits are robust to relaxing the assumption of investment commitment, which is shown both to hamper long-run growth and to originate growth volatility. Under this more conservative hypothesis, significant welfare benefits still follow from international financial integration under imperfect credit markets. However, our analysis also stresses that such welfare gains are restricted to economies that were growing faster than the interest rate prior to becoming financially integrated. This *conditio sine qua non* contrasts with the usual textbook view, which predicts unconditional welfare benefits from international financial integration. In our framework, welfare gains occur only if the borrowing country has put in place, while autarkic, institutions that lead to high growth (e.g. top quality governance or efficient domestic financial markets).

In that sense, our results do not disagree with the view that foreign borrowing improves welfare only if debt is sustainable.

We are of course not the first to emphasize that large welfare gains obtain under endogenous growth. Most notably, the literature on risk-sharing typically emphasizes the growth-enhancing effect of financial globalization (Obstfeld [32], Acemoglu and Zilibotti [1], van Wincoop [37] and many others). In contrast, we focus on a deterministic model where this channel is absent and, therefore, does not contribute to welfare improvement. As a consequence, one important limitation of our analysis is that consumption volatility is entirely eliminated in our models, in which consumption growth is smooth under financial integration. In that respect, we show that endogenous debt constraints do not prevent consumption smoothing in a setting with endogenous growth. It remains to be studied whether or not welfare gains remain non-trivial in a stochastic extension of the model. Introducing risk-sharing would obviously lead to even larger welfare gains. However, as documented by, e.g., Kose et al. [29], financial globalization may also increase consumption volatility and this points at potential welfare-reducing channels. Along these lines, a particularly relevant extension would be to acknowledge that, in the real world, capital inflows are volatile and a source of shocks to the domestic economy, building for instance upon the analysis of Mendoza [31]. Solving the stochastic optimal control problem under a law of motion governed by an NDE is a challenging task that has to be addressed along the way. Our results derived in a benchmark deterministic economy still suggest that potential welfare-reducing channels have to be strong enough if they are to reverse our conclusion that welfare gains from international financial integration, though conditional, may be large.

Our analysis also emphasizes that, under endogenous growth, financial globalization triggers a large level effect that conflicts with the growth effect. However, only the latter has been tracked and documented in empirical studies (e.g. Henry [25], Kose et al. [30]).

Our results stress that any empirical metric of welfare changes under financial globalization should take into account, so as to map growth benefits or losses into welfare, how consumption evolves following a switch from autarky to financial integration, or following deeper financial integration. We believe this also calls for future research.

A Appendix

A.1 Proof of Proposition 2.3

So as to make our results comparable with those in Gourinchas and Jeanne [23], we define capital inflows at \dot{D}/Y and note that their assumptions about technology and exogenous TFP growth means that the relevant growth rate is g in our setting. To see this, define output as $Y = K^\alpha(\tilde{A}L)^{1-\alpha}$. Under the assumption that growth is exogenous, \tilde{A} grows at an exogenous rate g^* . Under endogenous growth, however, TFP grows at a rate g , in our notation, associated to the balanced growth path. For example, if the AK model builds on capital externalities, then $\tilde{A} = A^{1/(1-\alpha)}K$ and TFP measured through the lens of the neoclassical model, that is \tilde{A} , would grow at the same endogenous rate as capital, consumption and output. It is straightforward to show that g is an increasing function of both A and λ so the crux of the proof is about how \dot{D}/Y varies with both parameters.

Part (i): when $\tau = 0$, one has $\dot{D}/Y = \lambda\dot{K}(t)/[AK(t)] = \lambda g/A$, where $g \equiv (\xi - \rho)/\sigma$ and $\xi \equiv (A - \delta - r\lambda)/(1 - \lambda)$. It is then easy to show that the partial derivatives of \dot{D}/Y with respect to A and λ are all positive.

Part (ii): when $\tau > 0$ one has $\dot{D}/Y = \lambda\dot{K}(t - \tau)/[AK(t)]$. To prove our claim, it is convenient to use detrended capital, which we define as $x(t) = e^{-gt}K(t)$ and we suppose that x is growing exponentially at rate μ , that is $x(t) = e^{\mu t}$ during the transition to the

long-run balanced-growth path. Then it follows that $\dot{D}/Y = (\lambda/A)e^{\mu t}(\mu + g)e^{-\tau(\mu+g)}$. Note that when $\tau = 0$ the economy jumps to the balanced-growth path and $\mu = 0$. When $\tau > 0$ is arbitrarily small, it follows that $\partial(\dot{D}/Y)/\partial A < 0$ if and only if $A\partial g/\partial A - \mu - g < 0$ which can be written, using the expression of g and its derivative, as $\mu > [\delta + r\lambda + \rho(1 - \lambda)]/[\sigma(1 - \lambda)] > 0$. Moreover, with τ arbitrarily small, $\partial(\dot{D}/Y)/\partial\lambda < 0$ holds true if and only if $\mu + g + \lambda\partial g/\partial\lambda < 0$ which can be written, using the expression of g and its derivative, as $\mu < -[(A - \delta - r\lambda)/(1 - \lambda) - \rho]/\sigma - [\lambda(A - \delta - r)]/[\sigma(1 - \lambda)^2] < 0$. QED

A.2 Proof of Proposition 2.1

The optimal control problem is as follows:

$$\max_{C,D,I,K} \int_0^{\infty} e^{-\rho t} \frac{C(t)^{1-\sigma} - 1}{1-\sigma} dt, \quad (11)$$

subject to the constraints on budget, capital accumulation and debt:

$$\dot{D}(t) = I(t) + rD(t) + C(t) - AK(t) \quad (12)$$

$$\dot{K}(t) = I(t) - \delta K(t) \quad (13)$$

$$\lambda K(t - \tau) \geq D(t) \quad (14)$$

given the initial capital stock $K(0) > 0$. Denote ψ , ϕ and μ the multipliers associated to (12), (13) and (14), respectively. The regime where constraint (14) is slack is such that $\mu = 0$ by the complementary slackness condition. Therefore, a permanent regime with interior solutions and a slack debt constraint is characterized by the following first-order conditions with respect to C , D , I , K :

$$C^{-\sigma}(t) = -\psi(t) \quad (15)$$

$$-r\psi(t) = \dot{\psi}(t) - \rho\psi(t) \quad (16)$$

$$\psi(t) + \phi(t) = 0 \quad (17)$$

$$A\psi(t) + \delta\phi(t) = \dot{\phi}(t) - \rho\phi(t) \quad (18)$$

Using (16) to solve for ψ , one gets that $\psi(t) = \psi(0)e^{(\rho-r)t}$. Moreover, using that $\psi = -\phi$ from (17) and then solving (18) for ϕ , one gets that $\phi(t) = \phi(0)e^{(\delta+\rho-A)t}$. It follows that the necessary condition $\psi(t) = -\phi(t)$ for all $t \geq 0$ is satisfied only if $A - \delta = r$ so that a permanent regime with slack constraint (14) does not exist if $A - \delta \neq r$.

It follows from the above analysis that an unbounded solution with infinite investment I is optimal when $A - \delta > r$. To show this, one can plug $\psi(t) = \psi(0)e^{(\rho-r)t}$ into (18) and solve it for ϕ , which gives:

$$\phi(t) = ce^{(\rho+\delta)t} - \frac{A}{r+\delta}\psi(t), \quad (19)$$

where the constant c is given by $c \equiv \phi(0) + A\psi(0)/(r + \delta)$. It follows from (19) that $\psi(t) + \phi(t) > 0$ for all $t > 0$ if and only if $ce^{(r+\delta)t} > -\psi(0)[1 - A/(r + \delta)]$. For the latter inequality to hold, it suffices that $c > -\psi(0)[1 - A/(r + \delta)]$, which is easily shown to be met when $A - \delta > r$, provided that $\psi(0) + \phi(0) > 0$. It follows that the debt constraint (14) binds for all $t \geq 0$. QED

A.3 Proofs of Propositions 3.1 and 3.2

Proof of Proposition 3.1: from Proposition 2.2, we get that, when $\tau = 0$, $g = (\xi - \rho)/\sigma > g_a$, where $\xi = (\varepsilon - r\lambda)/(1 - \lambda)$ is the unique positive root of the characteristic function $Q(x) = x - \lambda x - \varepsilon + r\lambda$. It follows that $dg/d\lambda > 0$ if $\varepsilon > r$ or $A - \delta - r > 0$. In addition, the expression of C_0 in (4) simplifies to:

$$C_0 = \frac{\rho(1 - \lambda)}{\sigma} + \frac{\sigma - 1}{\sigma}(\varepsilon - r\lambda).$$

It follows that $dC_0/d\lambda < 0$ if and only if $1 - \sigma < \rho/r$, which is met if $\sigma \geq 1$. QED

Proof of Proposition 3.2: from the expression in (6) that obtains when $\sigma = 1$, one gets

that:

$$\frac{dW}{d\lambda} = \frac{1}{\rho} \left\{ \frac{dC_0/d\lambda}{C_0} + \frac{d\xi/d\lambda}{\rho} \right\}.$$

Using the expressions for ξ and C_0 derived, under the assumption that $\sigma = 1$, in the proof of Proposition 3.1, one gets that $d\xi/d\lambda = (\xi - r)/(1 - \lambda)$ and $dC_0/d\lambda = -\rho$ so that straightforward computations deliver that $dW/d\lambda > 0$ if and only if $A - \delta > r + \rho(1 - \lambda)$ or, equivalently, $g_a > r - \lambda\rho$. It follows that two cases occur:

(i) if $g_a \equiv A - \delta - \rho \geq r$, then $dW/d\lambda > 0$ for all $\lambda \geq 0$.

(ii) if $r > g_a > r - \rho$, then $dW/d\lambda > 0$ if and only if $\lambda > \underline{\lambda} \equiv (r - g_a)/\rho$. It follows from (7) that $\psi > 0$ if and only if $\lambda > \lambda_c > \underline{\lambda}$, where λ_c is the unique positive solution to $C_0 \left\{ e^{\frac{g-g_a}{\rho}} \right\} = C_0^a$, or equivalently $\lambda(\varepsilon - r) = -\rho(1 - \lambda) \ln(1 - \lambda)$, given that ψ tends to ∞ when λ tends to one from below. QED

A.4 Proofs of Lemma 4.1 and Proposition 4.1

Proof of Lemma 4.1: under logarithmic utility, one gets from equation (4) the expression of the optimal initial consumption level and it is then straightforward to show that, evaluated at $\tau = 0$, $dC_0/d\tau = \rho K_I(0)(\lambda\mu + \xi - \varepsilon) > 0$, where $\mu \equiv \dot{K}_I(0)/K_I(0)$, using that $\xi = (\varepsilon - r\lambda)/(1 - \lambda)$ when $\tau = 0$, and the assumption that $\mu > \underline{\mu}$ where $\underline{\mu} \equiv (r - \varepsilon)/(1 - \lambda) < 0$. QED

Proof of Proposition 4.1: Using the expressions of both $dC_0/d\tau$ in the proof of Lemma 4.1 and W in equation (6), one computes that:

$$\frac{dW}{d\tau} = \frac{1}{\rho} \left\{ \frac{\lambda\mu + \xi - \varepsilon + [\lambda\xi(r - \xi)]/\rho}{1 - \lambda} \right\}$$

at $\tau = 0$ so that $dW/d\tau$ and $\phi \equiv \lambda\mu + \xi - \varepsilon + [\lambda\xi(r - \xi)]/\rho$ have the same sign. Using that $\xi = (\varepsilon - r\lambda)/(1 - \lambda)$ when $\tau = 0$, it is then easy to show that $\xi + [\lambda\xi(r - \xi)]/\rho < 0$

if and only if $\lambda > \underline{\lambda} \equiv \rho/(\rho + \varepsilon - r)$. It then follows that there exists a threshold value $\bar{\mu} \equiv -\{\xi - \varepsilon + [\lambda\xi(r - \xi)]/\rho\}/\lambda > 0$ such that $\phi > 0$ if and only if $\mu > \bar{\mu}$. QED

References

- [1] Acemoglu, D., Zilibotti, F. (1997). Was Prometheus unbound by chance? Risk, diversification and growth. *Journal of Political Economy* 105: 709-751.
- [2] Aghion, P., Bacchetta, P., Banerjee, A. (2004). Financial development and the instability of open economies. *Journal of Monetary Economics* 51: 1077-1106.
- [3] Antràs, P., Caballero, R. (2009). Trade and capital flows: a financial frictions perspective. *Journal of Political Economy* 117: 701-744.
- [4] Antràs, P., Caballero, R. (2011). On the role of financial frictions and the saving rate during trade liberalizations. *Journal of the European Economic Association* 8: 442-455.
- [5] Aoki, K., Benigno, G., Kiyotaki, N. (2010). Adjusting to capital account liberalization. CEPR Discussion Papers 8087.
- [6] Barlevy, G. (2004). The cost of business cycles under endogenous growth. *American Economic Review* 94: 964-990.
- [7] Barro, R., Mankiw, N.G., Sala-i-Martin, X. (1995). Capital mobility in neoclassical models of growth. *American Economic Review* 85: 103-15.
- [8] Bellman, R., Cooke, K. (1963). *Differential-difference equations*. Academic Press: New-York.
- [9] Bensoussan, A., Da Prato, G., Delfour, M.C., Mitter, S.K. (2007). *Representation and control of infinite dimensional system*. Second edition. Birkhäuser: Boston.
- [10] Boucekkine, R., Pintus, P. (2012). History's a curse: leapfrogging, growth breaks and growth reversals under international borrowing without commitment. *Journal of Economic Growth* 17: 27-47.
- [11] Boucekkine, R., Fabbri, G., Pintus, P. (2012). On the optimal control of a neutral delay differential equation arising in economics. *Optimal Control Applications and Methods* 33: 501-530.

- [12] Bretschger, L., Steger, T. (2004). The dynamics of economic integration: theory and policy. *International Economics and Economic Policy* 1: 119-134.
- [13] Broner, F., Ventura, J. (2010). Rethinking the effects of financial liberalization. Mimeo CREI and Universitat Pompeu Fabra.
- [14] Bussière, M., Fratzscher, M. (2008). Financial openness and growth: short-run gain, long-run pain? *Review of International Economics* 16: 699-715.
- [15] Cohen, D., Sachs, J. (1986). Growth and external debt under risk of debt repudiation. *European Economic Review* 30: 526-560.
- [16] Cuberes, D., Jerezmanowski, M. (2009). Democracy, diversification and growth reversals. *Economic Journal* 119: 1270-1302.
- [17] Devereux, M., Yetman, J. (2010), Leverage constraints and the international transmission of shocks. *Journal of Money Credit and Banking* 42: 71-105.
- [18] Djankov, S., Hart, O., McLiesh, C., Shleifer, A. (2008). Debt enforcement around the world. *Journal of Political Economy* 116: 1105-1149.
- [19] Eaton, J., Gersovitz, M. (1981). Debt with potential repudiation: theoretical and empirical analysis. *Review of Economic Studies* 48: 289-309.
- [20] Epaulard, A., Pommeret, A. (2005). Financial integration, growth, and volatility. IMF Working Papers 05/67, International Monetary Fund.
- [21] Gosh, P., Ray, D. (1996). Cooperation in community interaction without information flows. *Review of Economic Studies* 63: 491-519.
- [22] Gourinchas, P.-O., Jeanne, O. (2006). The elusive gains from international financial integration. *Review of Economic Studies* 73: 715-761.
- [23] Gourinchas, P.-O., Jeanne, O. (2012). Capital flows to developing countries: the allocation puzzle. Forthcoming *Review of Economic Studies*.
- [24] Hausmann, R., Pritchett, L., Rodrik, D. (2005). Growth accelerations. *Journal of Economic Growth* 10: 303-329.
- [25] Henry, P.B. (2003). Capital account liberalization, the cost of capital, and economic growth. *American Economic Review* 93: 91-96.

- [26] Hoxha, I., Kalemli-Ozcan, S., Vollrath, D. (2013). How big are the gains from international financial integration?. *Journal of Development Economics*. 103: 90-98.
- [27] Jones, B., Olken, B. (2008). The anatomy of start-stop growth. *Review of Economics and Statistics* 90: 582-587.
- [28] Kaminsky, G., Schmukler, S. (2008). Short-run pain, long-run gain: financial liberalization and stock market cycles. *Review of Finance* 12: 253-292.
- [29] Kose, A., Prasad, E., Rogoff, K., Wei, S.-J. (2007). Financial globalization, growth and volatility in developing countries. In Harrison, A., Ed., *Globalization and poverty*. University of Chicago Press.
- [30] Kose, A., Prasad, E., Rogoff, K., Wei, S.-J. (2009). Financial globalization: a reappraisal. *IMF Staff Papers* 56: 8-62.
- [31] Mendoza, E. (2010). Sudden stops, financial crises and leverage. *American Economic Review* 100: 1941-1966.
- [32] Obstfeld, M. (1994). Risk-taking, global diversification and growth. *American Economic Review* 85: 1310-1329.
- [33] Obstfeld, M. (2009). International finance and growth in developing countries: what have we learned? *IMF Staff Papers* 56: 63-111.
- [34] Rancière, R., Tornell, A., Westermann, F. (2008). Systemic crises and growth. *Quarterly Journal of Economics* 123: 359-406.
- [35] Schularick, M., Steger, T. (2010). Financial integration, investment, and economic growth: evidence from two eras of financial globalization. *The Review of Economics and Statistics* 92: 756-768.
- [36] Shampine, L.F. (2009). Dissipative approximations to neutral DDEs. *Applied Mathematics and Computation* 203: 641-648.
- [37] van Wincoop, E. (1999). How big are potential welfare gains from international risksharing? *Journal of International Economics* 47: 109-135.