



HAL
open science

Determinants of a Silent (R)evolution: Understanding the Expansion of Family Policy in Rich OECD Countries

Emanuele Ferragina, Martin Seeleib-Kaiser

► **To cite this version:**

Emanuele Ferragina, Martin Seeleib-Kaiser. Determinants of a Silent (R)evolution: Understanding the Expansion of Family Policy in Rich OECD Countries. *Social Politics*, 2015, 22 (1), pp.1-37. 10.1093/sp/jxu027 . halshs-01349455

HAL Id: halshs-01349455

<https://shs.hal.science/halshs-01349455>

Submitted on 27 Jul 2016

HAL is a multi-disciplinary open access archive for the deposit and dissemination of scientific research documents, whether they are published or not. The documents may come from teaching and research institutions in France or abroad, or from public or private research centers.

L'archive ouverte pluridisciplinaire **HAL**, est destinée au dépôt et à la diffusion de documents scientifiques de niveau recherche, publiés ou non, émanant des établissements d'enseignement et de recherche français ou étrangers, des laboratoires publics ou privés.

Determinants of a Silent (R)evolution: Understanding the Expansion of Family Policy in Rich OECD Countries

Emanuele Ferragina*, Martin Seeleib-Kaiser*

* Oxford Institute of Social Policy, University of Oxford

The authors gratefully acknowledge the support of the Economic and Social Research Council (RES-239-25-0029). We thank Mark Tomlinson for his crucial input in developing the MCA used in this paper and Mary Daly, Ann Orloff, and two anonymous reviewers for their helpful comments of earlier drafts.

Ferragina E., Seeleib-Kaiser M. (2015), "Determinants of a Silent (R)evolution: Understanding the Expansion of Family Policy in Rich OECD Countries", *Social Politics*, vol. 22(1), p. 1-37. First published by Oxford Journals, University of Oxford, December 12, 2014.
Available online [doi: 10.1093/sp/jxu027](https://doi.org/10.1093/sp/jxu027)

Abstract - This paper contributes to the comparative social policy literature in two ways. First, we use multiple correspondence analysis in order to assess the different directions and the degree of (employment-oriented) family policy change over the past three decades in 18 rich Organisation for Economic Co-operation and Development (OECD) countries. Second, we perform a series of correlations to identify the core drivers of these developments. Our main findings — based on five international datasets — are: (i) we have been witnesses of a significant expansion of family policies over the past three decades in almost all countries analysed, although the degree of change (distinguished by first-, second- and third-order change) differs across the OECD area; an (ii) whilst in the 1980s and 1990s social democracy and organised women were key drivers of family policy expansion, during the 2000s public opinion, that increasingly seems to support a “modernised” family lifestyle in which mothers are employed, seems to have played an essential role in explaining policy change.

Keywords - family policy, OECD, socialization, multiple correspondence analysis, welfare regimes

Introduction

According to many welfare state analysts we entered an “era of permanent austerity” some time ago (see, e.g. Pierson 2001); the economic crisis since 2008 has significantly exacerbated the pressures on public social policies, with the consequence that the expansion and even maintenance of many programmes have been made more difficult. However, during this era of austerity family policies oriented to promoting maternal employment have been significantly expanded in rich Organisation for Economic Co-operation and Development (OECD) countries (Ferrarini 2006; Lewis 2009; OECD 2007). Despite cross-country variation in the degree of “generosity” and duration of parental leaves (Ray, Gornick and Schmitt 2010) and childcare services (Daly 2002, 2005; Hegewisch and Gornick 2008; OECD 2007), women's increased labour force participation has been facilitated by improved public support,¹ even in those countries that have previously been identified as featuring a “strong male breadwinner model” (Fleckenstein and Lee 2014; Lewis 1992).

Echoing Goldin's (2006) notion of a “quiet revolution” that transformed women's employment, education, and family, Esping-Andersen (2009) argues that a successful societal and political completion of this process — which he terms an “incomplete revolution” in women's roles — requires further social policy development to avoid deleterious equilibria and the widening of other forms of inequality.² In addition, a number of scholars have explored the socio-economic, political, and societal drivers and functional underpinnings of this expansion (Abrahamson 2010; Bleijenbergh and Roggeband 2007; Bolzendahl 2009; Daly 2010; Fleckenstein 2011; Fleckenstein and Seeleib-Kaiser 2011; Lewis and Campbell 2007; Morgan 2006, 2013; Seeleib-Kaiser 2010). However, there have been few attempts to systematically analyse the developments in maternal employment supporting policies across a large group of rich OECD countries (but see Ferrarini 2006; Korpi, Ferrarini, and Englund 2013; Lambert 2008; Montanari 2000; Morgan 2013).

In this respect we contribute to the literature in two ways. First, we use multiple correspondence analysis (MCA) in order to assess the direction of change, and how this might be characterised using Hall's (1993) concept of first-, second- and third-order change in analyzing maternal employment-oriented family policy,³ over the past three decades in 18 rich OECD countries. Second, we perform a series of correlations to identify the potential core drivers of these developments. In accordance with comparative social policy literature we hypothesise a strong effect of social democracy and organised women and a growing importance of cultural values in the explanation of family policy expansion.

¹ For a review, see Hegewisch and Gornick (2011).

² The notion of a “quiet” revolution in gender is contested because the rapid expansion of maternal employment-oriented family policies has not yet done away with traditional gender inequalities even in Scandinavian countries (Duvander and Ferrarini 2013; Lundqvist 2011). For this reason, England (2010, 2011) argued that the “gender revolution” is “uneven and stalled” and Gerson (2010) claims that it is “unfinished”. Furthermore, Morgan (2008) suggested that governments in Western Europe often promote family policy expansion to increase fertility rates and improve economic efficiency rather than gender equality.

³ Our measurement of family policy rests on a limited number of indicators (that are further discussed in the “Methods and Data” section); for this reason we acknowledge that other significant implicit and explicit measures not included in our work due to the absence of comparable data (i.e. tax breaks, housing allowances, and derived benefits in social insurance) might play an important role in shaping family policy.

State of the Art

Family policy⁴ is said to have a multiplicity of functions: horizontal redistribution, the enhancement of individual choices, increasing fertility rates, supporting economic growth and productivity, as well as reducing gender inequalities.⁵ From a societal perspective family policies can contribute to “horizontal redistribution,” between generations as well as between households with, and without, children (Kaufmann 2012; Saraceno 2007); to favour individual choices by supporting the reconciliation between care and paid work (Beck 1992; Lewis 2009); and to reduce the costs of having children and child poverty (Letablier et al. 2009). From an economic perspective, employment oriented family policy is part of an overall redesign of welfare states geared to foster “active citizenship”, also among mothers who were formerly not employed (see Lewis 2009), through the development of an “enabling state” (Gilbert 1989). More generous family policies are said to lead to higher employment rates for women (Huber and Stephens 2001; Letablier et al. 2009), mitigate the risk of unemployment for mothers after a substantial period of leave (Lewis 2009), support a social investment strategy (Esping-Andersen 2009; Morel, Palier, and Palme 2012), and offset some of the costs⁶ of raising children (Mahon 2002). From many feminist perspectives,⁷ family policies should aim at equalising opportunities between men and women through de-familialising care (Mahon 2002, 343), encouraging men’s involvement in care work (Gornick and Meyers 2009), and facilitating employment opportunities for women (Lewis 2002).

Profound social, economic, and cultural changes have led to the decline of the “male breadwinner model” (Lewis 2001, 2009) and the move towards a variety of “adult worker models” (Annesley 2010; Crompton 2006; Hantrais 2004; Lewis 2001).⁸ Nevertheless, family policy expansion has not always fundamentally challenged gender inequalities (Daly 2011): overall men have not increased their contribution to care work sufficiently to “compensate” for women’s increased labour force participation and slightly reduced participation in care (Gershuny 2000). Some scholars (Morgan 2008; Morgan and Zippel 2003) have even suggested that extended parental or care leaves undermine efforts to promote gender equality via decreasing women’s participation in employment and men’s participation in care work. Keck and Saraceno (2013), however, argued that there is no evidence to support the argument, whereby “long” parental leaves have a negative effect on employment; moreover, “short” leaves can constitute a disincentive to employment. Finally, the

⁴ Our measurement of family policy rests on a limited number of indicators (that are further discussed in the “Methods and Data” section); for this reason we acknowledge that other significant implicit and explicit measures not included in our work due to the absence of comparable data (i.e. tax breaks, housing allowances, and derived benefits in social insurance) might play an important role in shaping family policy.

⁵ Political actors are likely to follow different orientations in the broad field of family policy, and even within a common political orientation, policies may have conflicting effects. For example, extensive care leaves, which are certainly “generous”, may undermine gender equality if they are not accompanied by greater participation of fathers in care work and greater involvement of mothers in paid employment. Conservative political forces have often championed such long leaves as part of their efforts to win over women voters (Morel, Palier, and Palme 2012; Morgan 2006, 2008, 2009, 2012, 2013; Morgan and Zippel 2003).

⁶ It has been estimated that the cost of children account for 20–30% of the household budget (Letablier et al. 2009).

⁷ Gender analyses of the welfare state have greatly contributed to a better understanding of family policy (Daly and Rake 2003; Lewis 1992; Sainsbury 1994) and welfare regime theory (Ciccia and Verloo 2012; Korpi 2000; Lewis 1997; Mahon 2001; Orloff 1997; Sainsbury 1999). They have argued that “generosity” is ungendered and have highlighted the fact that there can be very different effects of programs folded into the general rubric of family policy.

⁸ According to Annesley (2010), the “Adult Worker Model” assumes three configurations: (i) the “gender neutral model” in which women have strong incentives to work but there is no institutional support to combine work and care; (ii) the “gender difference approach” in which family policy fosters women’s employment, reducing the burden of care for women, but not aiming to promote equal sharing of care between men and women; (iii) a model—so far only an unrealized ideal—that tries to equalize the distribution of paid work and care between men and women (Iceland is the closest case, see Ciccia and Verloo 2012).

impact of leaves on gender equality should be also analysed in relation to other related aspects, such as the cost and availability of childcare, the conditions of part-time work, the degree of support for parents and different cultural norms. In this sense, a parallel increase in the length of leave and public childcare provision might not undermine gender equality, but actually benefit it through increased female employment (Gornick and Meyers 2003). The impact of family policy on gender equality has also been analysed through the lens of class (Korpi 2000; Mandel and Shalev 2009; Pettit and Hook 2009), with serious disagreements about the extent to which there is a “welfare state paradox” by which countries characterised by “generous” family policies do less to promote gender equality in terms of occupational sex segregation and other measures, whereas countries with “ungenerous” family policy have lower levels of segregation (Korpi, Ferrarini and Englund 2013; Mandel 2011).

Starting from this long-standing debate about the economic, social, and gender implications of family policy (e.g. Esping-Andersen 2009; Lewis 1992; Lundqvist 2011; Morgan 1996), we consider this domain as a dependent variable of interest. Family policy constitutes a wide domain and includes many policy instruments (Bahle 2007). Our analysis builds on Kamerman and Kahn’s (1978) conceptualisation of family policy: they have emphasised the need to take a broad approach and differentiate between “explicit” and “implicit” family policies and suggested that analysts should distinguish between cash benefits, time, and services (Kamerman and Kahn 1994).⁹

In this respect, we provide a comprehensive map of change in several key family policy programmes over time (1980–2008) and we separately investigate the drivers of this expansion for each decade. In our analysis we use “generosity” as a multi-dimensional measure of various explicit family policies, including statutory entitlements relating to the duration and benefit level of maternal, parental, and childcare leaves, as well as child allowances, and the spending on childcare. “Modernisation” is used as a concept to capture the development towards an employment-oriented family policy, especially through the expansion of childcare services.¹⁰ By using the terms “generosity” and “modernisation” we do not intend to suggest that the change in family policy led to greater de facto gender equality.¹¹

Scholars discussed the expansion of welfare states using a very wide range of explanations: functional approaches (“the logic of industrialism”, “modernisation”, “neo-Marxist explanations”), arguments based on the claim that “politics matter” (via “democracy”, “popular protest”, “the social-democratic model”, “influence of other parties”, or “power resources”), the evolution of the transnational context (“international trade”, “international competition”, “international cultural modelling”), state-centred arguments (“state as an independent actor”, “path dependency”) and ideational approaches (for a review see Amenta 2003; Flora and Heidenheimer 1976; Nullmeier and Kaufmann 2010; Skocpol and Amenta 1986). These theories have also been reflected in family policy research, differentiating between socio-economic, political, ideational, and international factors as potential drivers for policy change (see for an overview Mätzke and Ostner 2010a, 2010b). Furthermore, the emergence of “new social risks” (NSR) (Bonoli 2005; Taylor-Gooby 2004), low fertility rates (Esping-Andersen 2009), changing skill “requirements” (Fleckenstein, Saunders and Seeleib-Kaiser 2011), and the demand for gender equality (Bolzendhal 2009) seem to underpin the political “necessity” to adapt welfare state arrangements in de-industrializing economies, including an expansion of (employment-oriented) family policies.

Although from a functional perspective one might expect the adaptation of welfare state arrangements to happen irrespective of the political system and power constellations, power

⁹ Our analysis also builds on the conceptualization introduced by Lewis (2006) whereby family policy can best be understood as a cross-cutting policy area.

¹⁰ Inglehart and Norris (2003) and Jackson (1998) have argued that “modernization” might lead to greater gender equality by promoting cultural changes and women’s employment and undermining the legitimacy of different treatment for men and women.

¹¹ Many feminist scholars disputed that “modernization” necessarily brings greater gender equality (see Adams and Orloff 2005; Adams, Clemens, and Orloff 2005).

resources theory, among others, has highlighted the importance of organised labour and political parties in the development of welfare states (Korpi 1983; Stephens 1979). While Iversen and Stephens (2008) argue that social democracy cum organised women's movements can explain the expansion of family policy in OECD countries, a number of scholars (Huber and Stephens 2001; Kittel and Obinger 2003; Seeleib-Kaiser 2002) have emphasised that the role played by partisanship in explaining social policy developments has been declining significantly. For instance, Seeleib-Kaiser (2010) and Fleckenstein (2011) have shown how electoral competition and political entrepreneurship have played a crucial role in changing the policy positions of the German Christian Democrats vis-à-vis family policy in the 2000s, from being a staunch supporter of a strong male breadwinner model towards being in favour of an adult worker model. In addition, a number of researchers have argued that political culture plays an important role in understanding cross-national differences in welfare state development (Lipset 1996); recently, Pfau-Effinger (2005) has highlighted the importance of culture and ideational change in understanding welfare state developments, while Brooks and Manza (2007) and Wendt, Mischke and Pfeifer (2011) have emphasized the importance of public opinion and policy preferences.

Despite important qualitative work, which has identified policy drivers for certain countries¹² (e.g. Daly 2010) and in some small n-comparisons (Fleckenstein and Seeleib-Kaiser 2011; Korpi, Ferrarini and Englund 2013; Morgan 2013; Orloff 2006), research aiming at generalisable explanations continues to be relatively scant. Based on recent socio-economic changes, such as rapid deindustrialisation and unsettling of dominant political cleavages (Emmenegger et al. 2012; Thelen 2014), we hypothesise potential period effects explaining family policy change, i.e. drivers of family policy expansion that have been dominant in the past might be less relevant in subsequent decades.¹³

Methods and Data

MCA was pioneered by Bourdieu (1979) to map different types of individual consumption preferences onto a continuous space without resorting to predictive techniques (Le Roux and Rouanet 2010). We use MCA to assess the direction and degree of change in family policy (also see Ferragina, Seeleib-Kaiser, and Tomlinson 2013) and a series of correlations to assess the determinants of change over three decades among 18 OECD countries. Our analysis is based on five international comparative datasets:¹⁴

1. the "Comparative Family Policy Database" (Gauthier 2011);
2. the "OECD Social Expenditure Database" (OECD, 2010);
3. the "Family and Changing Gender Roles Survey" (ISSP 1988, 1994, 2002);
4. the "LABORSTA dataset" (ILO 1997–2008); and
5. the "Comparative Welfare States Data set" (Brady, Huber, and Stephens 2014).

MCA visualises change in a Cartesian space and can deal with non-normal distributions of macro-institutional data (Le Roux and Rouanet 2010). To identify the main drivers of expansion in family policy we propose a series of correlations over three decades (the 1980s, the 1990s, and the

¹² Mahon (2006) and Jenson (2008) have highlighted the role that international organizations, such as the OECD and the EU, have played in identifying family policies as central to the strategy of achieving higher employment rates, countering demographic trends, contributing to social cohesion and gender equality. Although these developments at the international level have certainly contributed to the diffusion of new ideas, it seems very difficult to model these exogenous factors and we have therefore limited our analysis to domestic determinants.

¹³ Previous quantitative research only accounts for family policy developments until the early 2000s (Ferrarini 2006; Lambert 2008; Montanari 2000).

¹⁴ See Appendix Table A1 for the description of all variables.

2000s), thereby avoiding the conceptual problem of the repeated consideration of data without variance¹⁵ (for a detailed explanation, see Shalev 2007).

Describing the Expansion of Family Policy with MCA

MCA simultaneously associates “variables” (categorical variables that capture the “generosity” of family policy) and “cases” (18 rich OECD countries).¹⁶ Hence, if countries within a dataset have particular characteristics represented by categorical variables A, B, and C coded into low, medium, and high, then the corresponding categories within A, B, and C can be plotted onto a two-dimensional space (figure 1). Countries and categories are said to occupy a joint space; thus it is possible to interpret the “category plot” (figure 2) and position of each country onto the same space (figure 3). For example, assume a dataset has three categorical variables:¹⁷ A (the total number of weeks for various leaves associated with maternity and child rearing), B (the average replacement rate for various leaves associated with maternity and child rearing), and C (the child allowance) are coded “low”, “medium”, or “high” (the categories for each variable). MCA jointly considers countries and categorical variables in the space. Now, suppose that a country within the data scores as follows: High A, High B, and Medium C (figure 1). This means the country displays a “long” duration for leave, a “high” replacement rate for leave, and a medium level for the child allowance. By triangulation the country can be placed within the category plot as shown in figure 1. Furthermore, by using longitudinal data we are also able to plot countries over time as the categorical variables shift temporally. Finally, a measure of how well the data fit the model is given by the percentage of variance explained. Because the method is not probabilistic, there is no requirement for a large dataset or a random sample (Le Roux and Rouanet 2010).

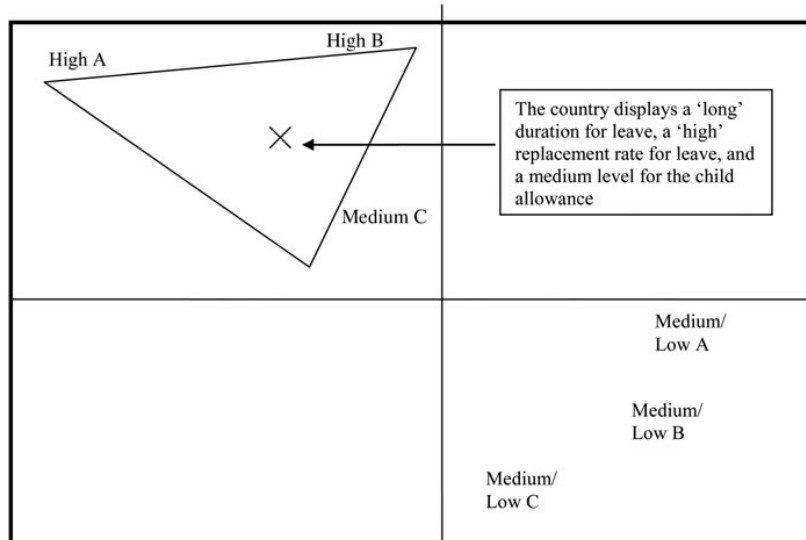


Figure 1. Multiple correspondence analysis: A simplified example.

A, total number of weeks of maternity, parental and childcare leave; B, average replacement rate for maternity, parental and childcare leave; C, allowance for the first child. *Source:* Authors’ elaboration.

¹⁵ In contrast to much of the welfare state literature (i.e. Huber and Stephens 2001), we do not rely on multiple regression (MR) or time series cross sectional (TSCS) analyses to explain the variation of family policy. Although more sophisticated than simple correlations, MR and TSCS analyses present some conceptual problems in relation to comparative analysis (Shalev 2007). Imagine one wants to test the effect of union power, measured by union density, on the generosity of family policy: by including the variable “union density” for every year, even if there is no significant change in the value, which is quite common in these datasets, one violates the underlying assumptions of regression analysis, as MR and TSCS analyses assume institutional variables to significantly vary.

¹⁶ This section draws heavily on Ferragina, Seeleib-Kaiser and Tomlinson (2013).

¹⁷ In our case there are four variables but we use a simplified example with three variables to illustrate the technicalities of MCA.

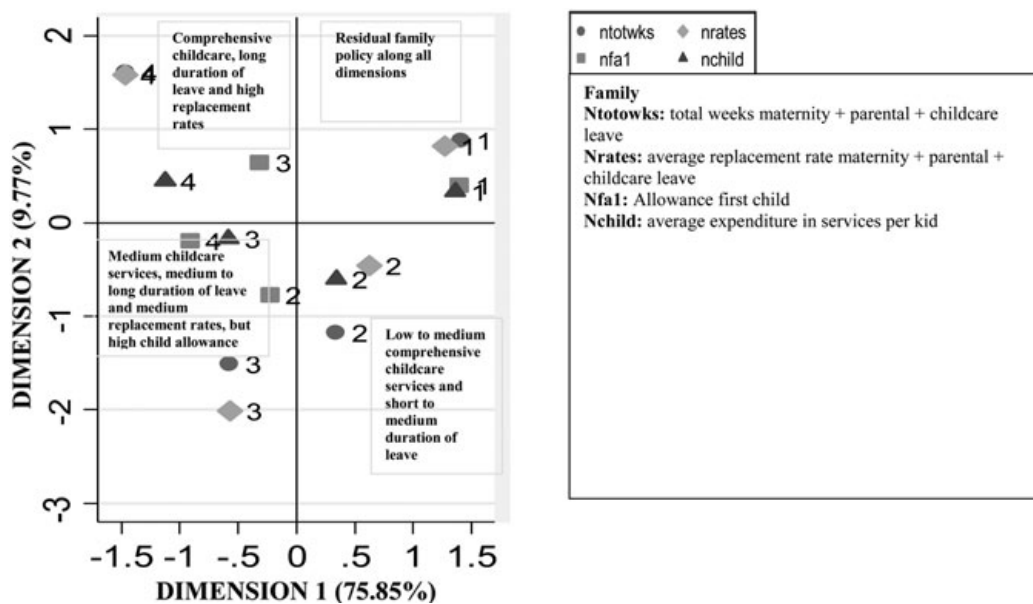


Figure 2. Category plot: Interpretation MCA family policy 1980s, 1990s, and 2000s.

Notes: 1, lowest quartile; 4, top quartile. Source: Authors' elaboration based on Ferragina et al. (2013).

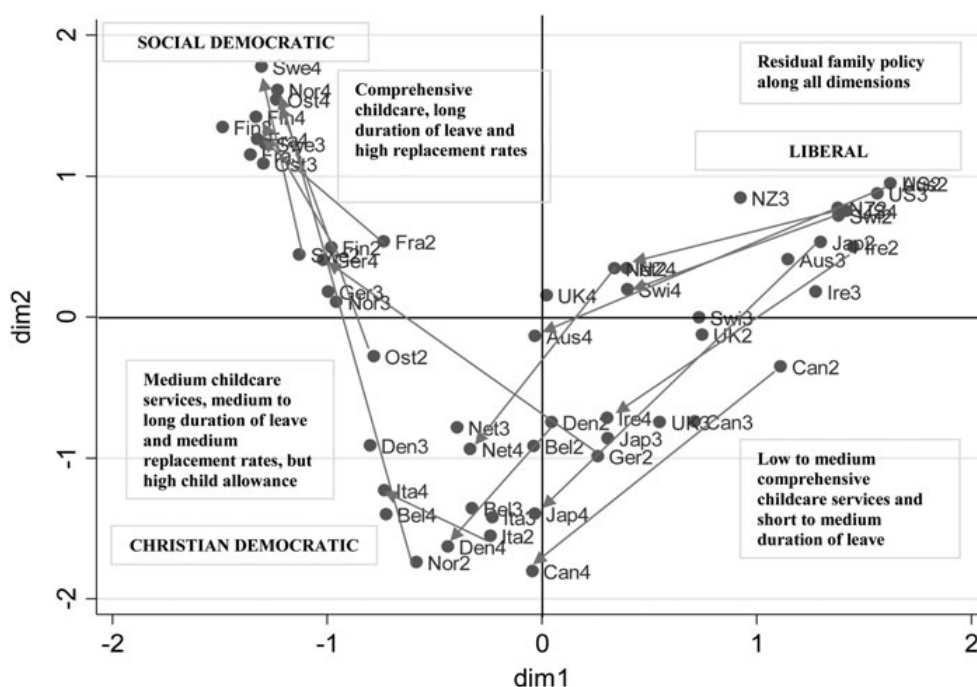


Figure 3. MCA family policy over three decades, 1980s, 1990s, and 2000s. Notes: (1) Ost, Austria; Ger, Germany; Bel, Belgium; Fra, France; Nor, Norway; Den, Denmark; Net, The Netherlands; Swe, Sweden; Fin, Finland; Nzl, New Zealand; Aus, Australia; Ire, Ireland; US, United States; UK, United Kingdom; Jpn, Japan; Can, Canada; Ita, Italy; Swi, Switzerland. (2) Finland 2 represents the position of Finland in the 1980s, Finland 3 in the 1990s and Finland 4 in the 2000s and so forth for the other countries.

Source: Authors' elaboration based on Ferragina et al. (2013).

On this methodological basis, we adapted MCA to the study of family policy in three steps. (i) We recoded all continuous, count, and ordinal variables into quartiles before estimating the model in order to avoid the problems associated with poorly distributed variables. (ii) We interpreted the Cartesian spaces emerging from the cloud of indicators and the position of each country, rather than

the axes (see figure 2). (iii) Finally, we plotted average scores for three decades (1980s, 1990s, and 2000s) and 18 rich OECD countries. In this way, the trajectory of each country is easy to interpret, because the characteristics of the spaces identified by the category plot remain the same over time. Although not ideal, our temporal analysis is based on averages for decades in accordance with Sabatier (1988), who suggested that one can more realistically capture policy change by analysing a period of 10 years or more rather than simply focusing on one year data points.

Following Esping-Andersen's widely-used typology of welfare regimes, countries can be characterised as belonging to the liberal, Christian-democratic, or social-democratic regime type¹⁸ (Esping-Andersen 1990). In addition, the critiques of scholars of gender and welfare, such as Lewis (1992), Saraceno (1994), and others (e.g. Fraser 1994; Korpi 2000; Mahon 2002; Orloff 1993; Sainsbury 1999), have emphasised the necessity of a "fruitful dialogue" between proponents of welfare regime theory and gender typologies (Mahon 2001). Building on his own work on partisanship and power resources and feminist work on welfare regimes, Korpi (2000) introduced a typology of gendered welfare state institutions and family policy with models supporting traditional or dual-earner families, or refraining from offering any families explicit state support (general family support, dual-earner support, or market-oriented policies). These types are linked to distinctive configurations of partisan support. Hence, we bridge the categorisation of Esping-Andersen (1990, 1999) and Korpi (2000), to define the space and position of each country in the MCA, by also considering the care dimension. It is important to note, that although our approach is informed by welfare regime theory, we do not simply assign countries to clusters. Rather, their position in the space is defined by the correspondence of the indicators chosen to measure the "generosity" of family policy. Thereby, taking into account the multi-dimensionality of family policy (benefit levels, duration of leaves, and care services), our MCA allows us to analyse the evolution of family "policy packages" (Kammerman and Kahn 1994) over three decades.

The Indicators. Building on our definition of explicit family policy we have included the following variables in the model: (1) the weeks of leave (maternity, parental, and childcare), (2) the average replacement rate of three types of leave (maternity, parental, and childcare), (3) the child allowance (for the first child), and (4) the expenditure on family services standardised by the number of children. For the first three variables we relied on the updated "Comparative Family Policy Database" (Gauthier 2011). In this database maternity/parental leave refers to leave granted in connection with childbirth and includes a period of leave prior to and after childbirth. Childcare leave is defined as an optional leave taken after maternity/parental leave. There is a strong inconsistency across countries on how these leaves are defined and this has of course an impact on our operational measure (Moss 2012). After the 1990s the distinction between these two types of leaves has become less clear for several reasons (Gauthier 2011, 2–3). (i) Some countries have made part of the "maternal" leave available to fathers, therefore it is harder to distinguish between maternal and parental leave. (ii) In some countries parental leave can be used in a flexible way until the child is 8 years old. This means that parental leave is no longer tightly linked with childbirth and is closer to the more comprehensive definition of childcare leave.¹⁹ (iii) The term parental leave has been extended to encompass leave for family reasons (i.e. reasons related to the care and upbringing of children).

Hence, we integrate the duration and replacement rates of maternal, parental, and childcare leave, into two single indicators: "length of leave" and "replacement rate of leave". This means that we will not be able to investigate, whether, and to what extent, leave is shared between mothers and fathers, which feminist scholars have identified as critical to the construction of gender relations (e.g. Gornick and Meyers 2009), but we will assess the overall "generosity" of the institutional

¹⁸ For a review of welfare regimes literature, see Ferragina and Seeleib-Kaiser (2011).

¹⁹ For instance in Sweden families are entitled to 450 days of leave that can be shared between parents, and that can be taken on a full-time or part-time basis until the child is 8 years old. This scheme is called parental leave, but is similar to the concept of a childcare leave (Gauthier 2011, 2–3).

arrangements for families.²⁰ According to our definition, family policy can be “quite generous” but still insufficient to effectively address the impact of gender inequalities (here echoing Korpi’s [2000] claims about the policy model of “general family support”).

Due to the lack of internationally comparable longitudinal datasets for childcare provision, we have created a proxy variable, derived from the OECD public social expenditure data for family services (OECD 2010). The indicator is calculated as the expenditure for family services per child aged five and below (as a percentage of GDP per capita in PPP). Although not perfect, this measure allows us to include the service dimension (often disregarded in longitudinal comparative research, but see Lambert 2008). Tables 1 and 2 show that OECD countries over the period 1980–2009 have increased expenditure for services, in particular childcare and family services, more significantly than outlays for cash benefits. We discuss the implications of this finding in the “Results” section.

Table 1: Degree of change in employment-oriented family policy

Country	Decade of major change	Description of the change	Degree of change
Australia	2000s	From Liberal to almost Christian-democratic space	Second-order
United States	-	No change	No change
New Zealand	2000s	Little change in the realm of the Liberal space	First-order
Switzerland	1990s and 2000s	Little change in the realm of the Liberal space	First-order
Japan	1990s and 2000s	From Liberal to Christian-democratic space	Third-order
The Netherlands	1990s	From Liberal to Christian-democratic space	- *
United Kingdom	1990s and 2000s	Change but in the realm of the Liberal space	First-order
Ireland	2000s	From Liberal to Christian-democratic space	Third-order
Canada	1990s and 2000s	From Border line Liberal to Christian-democratic space	Second-order
Belgium	1990s	Little change in the realm of the Christian-democratic space	First-order
Denmark	-	-	- *
Italy	-	Little change in the realm of the Christian-democratic space	First-order
Austria	1990s	From Border line Christian-democratic to social-democratic space	Second-order
Norway	1990s and 2000s	From Christian-democratic to social-democratic space	Third-order
Germany	1990s	From Christian-democratic to social-democratic space	Third-order
France	1990s	Change but in the realm of the social-democratic space	First-order
Finland	1990s	Change but in the realm of the social-democratic space	First-order
Sweden	1990s	Change but in the realm of the social-democratic space	First-order

Source: Authors’ elaboration.

* Countries where change is hard to disentangle because of particular arrangements in terms of public and private care.

²⁰ See Ferrarini (2006) for an analysis that distinguishes these types of leaves and the implications for gender equality.

Table 2: Classification in the same model as percentage of the total number of classifications

Country	Cash benefits									Benefits in kind					
	Family allowances			Leaves			Other cash benefits			Day care/home help			Other in kind		
	1980	2009	Var.	1980	2009	Var.	1980	2009	Var.	1980	2009	Var.	1980	2009	Var.
Australia	0.6	1.8	1.2	0.0	0.1	0.1	0.3	0.0	-0.3	0.0	0.6	0.6	0.0	0.3	0.3
Austria	2.4	2.2	-0.2	0.4	0.2	-0.2	0.0	0.0	0.0	0.3	0.5	0.2	0.0	0.0	0.0
Belgium	2.8	1.6	-1.2	0.1	0.2	0.1	0.0	0.0	0.0	0.1	0.9	0.8	0.0	0.2	0.2
Canada	0.6	0.6	0.0	0.1	0.3	0.2	0.0	0.0	0.0	0.0	0.2	0.2	0.1	0.0	-0.1
Denmark	0.8	1.0	0.2	0.2	0.6	0.4	0.0	0.0	0.0	1.5	2.0	0.5	0.2	0.2	0.0
Finland	0.7	0.8	0.1	0.3	0.7	0.4	0.1	0.1	0.0	0.7	1.1	0.4	0.1	0.5	0.4
France	1.8	1.1	-0.7	0.3	0.3	0.0	0.1	0.0	-0.1	0.2	1.3	1.1	0.1	0.5	0.4
Germany	1.4	0.8	-0.6	0.1	0.3	0.2	0.2	0.1	-0.1	0.2	0.5	0.3	0.0	0.4	0.4
Ireland	0.8	1.8	1.0	0.1	0.2	0.1	0.2	1.3	1.1	0.0	0.8	0.8	0.0	0.0	0.0
Italy	0.8	0.4	-0.4	0.1	0.2	0.1	0.0	0.2	0.2	0.1	0.7	0.6	0.0	0.1	0.1
Japan	0.1	0.3	0.2	0.1	0.2	0.1	0.0	0.0	0.0	0.2	0.4	0.2	0.0	0.0	0.0
Netherlands	1.9	0.8	-1.1	0.0	0.0	0.0	0.0	0.0	0.0	0.5	0.9	0.4	0.0	0.0	0.0
New Zealand	1.3	1.5	0.2	0.0	0.1	0.1	0.8	0.9	0.1	0.0	1.0	1.0	0.0	0.1	0.1
Norway	0.9	0.6	-0.3	0.2	0.7	0.5	0.2	0.1	-0.1	0.3	1.2	0.9	0.2	0.6	0.4
Sweden	0.9	0.8	-0.1	0.6	0.8	0.2	0.2	0.1	-0.1	1.6	2.0	0.4	0.6	0.2	-0.4
Switzerland	1.0	ND	ND	0.0	ND	ND	0.0	0.0	0.0	ND	ND	ND	0.0	0.0	0.0
United Kingdom	1.3	0.8	-0.5	0.1	0.4	0.3	0.4	1.3	0.9	0.0	1.1	1.1	0.5	0.2	-0.3
United States	0.5	0.1	-0.4	0.0	0.0	0.0	0.0	0.0	0.0	0.0	0.3	0.3	0.3	0.3	0.0

Source: OECD (2010).

Note: Var. = Variation 1980-2009.

Assessing the Drivers of Family Policy Expansion

In order to identify the determinants of family policy expansion, we propose a series of correlations (for the 1980s, 1990s, and 2000s) between our dependent variables, measuring the “generosity” of family policy, and the usual independent variables considered to explain welfare state development (Huber and Stephens 2001). Building on Shalev’s argument for simple and descriptive techniques (such as MCA) and Sabatier’s (1988) suggestion to consider longer time periods to capture policy change, we include the average decadal value for the independent variables using simple correlations rather than multiple regression models.²¹

The Indicators. The dependent variables to explain the “generosity” of family policy over time are those previously described and used in the MCA, plus public expenditure for family policy as a percentage of GDP (OECD 2010). The independent variables of the model are derived from three general sets of factors determining policy change: (i) socio-economic factors and conditions; (ii) political and institutional explanations; and (iii) ideas.

The socio-economic variables included are: “female labour market participation rate”,²² “dependency ratio”, “total fertility rates”, “de-industrialisation index”, and “the percentage of people/women that are employed in jobs that require high general skills”.²³ These variables capture the most important socio-demographic factors identified in the literature to explain the shift of family policies (Gauthier 1996, 2011). However, their impact on the expansion of family policies might be mediated or delayed by other factors. For example, demographic changes might have delayed effects on the expansion of family policy due to the temporal dissonance between the fertility drop and the public recognition of this decline as a social problem (Seeleib-Kaiser and Toivonen 2011). The de-industrialisation index is a way to capture the emergence and intensification of NSR (Bonoli 2005). An increase in the proportion of service sector employment might contribute to an expansion of employment-oriented family policy, building on a functionalist logic, whereby welfare states aim to minimise social risk. Following on the work of Estevez-Abe (2005) and Fleckenstein and Seeleib-Kaiser (2011), which highlights that employers requiring workers with high general skills are more likely to support an expansion of employment-oriented family policies, and assuming rational actors, we have used the variable “percentage of women employed in occupations requiring high general skills” as a proxy measure for the impact of “organised employers” on family policy.²⁴ We hypothesise that family policy will expand as a result of “organised employers interests” to protect their investment in human capital.

Political variables included in our model are: “union density”, “per cent of the vote for the left, the non-religious centre, Christian-democratic, or right parties²⁵”, and “women elected to parliament as a per cent of the total number of MPs”. These variables evaluate the traditional “politics matter” hypotheses. The power of the left and “organised labour” are considered the main drivers explaining the expansion of welfare states by a number of influential analysts (e.g. Huber and Stephens 2001).

²¹ Hence, we can only identify general trends and associations, rather than provide robust causal explanations including the size of the effects. In addition, we scrutinized the variation of family policy change in five-year/ten-year intervals to capture the dynamic of change. More specifically, we have correlated the variation of political and socio-economic variables over five years (ten years) and family policy change over the same period of time (lagged by one year). The additional empirical models confirm the findings we present in ‘Results’ section.

²² The sources of the data are listed in Appendix Table A1.

²³ Unfortunately we have only data for the 1990s and 2000s for these last two indicators.

²⁴ This variable is only a proxy; for a qualitative study of the influence of employers on family policy in Britain and Germany, see Fleckenstein and Seeleib-Kaiser (2011).

²⁵ We have also run alternative models by using different variables to capture the influence of political parties, i.e. “the percentage of MPs”, “the share of cabinet ministers”, “the cumulative share of cabinet ministers”; the outcomes are quite similar to those presented in our analysis.

However, over the last decades partisanship seems to have lost importance in explaining variation in welfare states (see Seeleib-Kaiser 2002; Seeleib-Kaiser, Dyk and Roggenkamp 2008). Feminists have identified a number of factors associated with gender relations as significant in the expansion and character of family policy. Various indicators have been used to evaluate the effect of gender in politics: women's representation Understanding the Expansion of Family Policy 13 in parliament, women's employment rate, active presence of women's equality movements, and the gender machineries (or equality units) in government administrative bureaucracies (Bleijenbergh and Roggeband 2007; O'Connor 1993; Orloff 2009; Walby 2004; Zippel 2006). According to Bolzendhal's (2009) empirical study in 12 OECD countries, political participation of women and women's employment rate are the most important factors in explaining the expansion of family policy and welfare states more generally.

Societal "modernisation" is captured through our public opinion variable. The variable measures the preferences of people relating to the employment of mothers with pre-school children.²⁶ Crompton and Lyonette (2006) and Pfau-Effinger (2005) have highlighted the persistence of different attitudes in OECD countries in relation to mothers' employment. We hypothesise that in countries where mothers' employment is not perceived as detrimental for the development of young children, family policy—especially public childcare provision—is likely to be more generous and supportive of women's employment. Finally, we could also be witnesses of a virtuous circle, as generous family policy might foster increased public support, which leads in turn to a further policy expansion. Budig, Misra, and Boeckmann (2012) have argued that cultural attitudes toward women's employment might be seen as a mediating factor between family policy and women's earning. A higher degree of "generosity" of parental leaves and public childcare is associated with higher earnings for mothers when cultural support for maternal employment is high, but have less positive or even negative relationships with earnings where cultural attitudes support the male breadwinner/female-caregiver model (Keck and Saraceno 2013, 5).

Results

An "Incomplete Revolution ?"

Our MCA²⁷ allows the definition of the characteristics (in accordance to the indicators used to measure family policy generosity) of each "geographical space" presented in figure 2. When we talk about liberal, Christian-democratic and social-democratic spaces we do not refer to specific countries but to spaces in which the 18 countries move over the period analysed. For example, if Germany moves to the "social-democratic" space, it does not mean that Germany has become a social-democratic country from an outcome perspective, but rather that public provision of childcare as well as the generosity of parental leave has increased over time to a similar level found in countries that originally occupied the "social-democratic" space.

In this respect, the "cloud of indicators" in the four quadrants can be interpreted as follows (figure 2): the top right quadrant can be defined as a liberal space, characterised by residual public family policy. It is "a liberal space" which is characterised largely by the absence of explicit family policy (what Korpi [2000] has defined a "market-oriented" family policy orientation). The bottom right quadrant is characterised by low to medium comprehensive childcare services and medium to low child allowance—this quadrant seems to represent a "hybrid space" (hybrid because it contains elements of the Liberal and the Christian-democratic spaces, even if closer to the latter). The bottom left quadrant is characterised by a medium provision of childcare services, a medium to long duration of and medium level of replacement rates for leaves, but high child allowances—we can clearly speak

²⁶ See Appendix Table A1. Unfortunately, we can only include this variable into our models for the 1990s and the 2000s, due to a lack of data availability for a large number of countries during the earlier period.

²⁷ Our MCA explains 85% of the variation of the variables used to measure the "generosity" of family policy. This goes well beyond the 60% threshold required for a robust analysis (Le Roux and Rouanet 2010).

of “a Christian-democratic space” which is transfer heavy (what Korpi [2000] has defined “general” family policy orientation). Finally, the top left quadrant is characterised by comprehensive childcare provision, long leave arrangements with high replacement rates, and medium high levels of child allowances—an approach that is often associated with a social-democratic family policy package; this is a space geared towards a dual-earner model (Korpi 2000).

A dynamic MCA, using average values for each of the decades, unveils significant policy changes, with countries moving from one quadrant to another over time (figure 3). The data suggest that we are indeed witnesses to a (r)evolution, although perhaps incomplete (Esping-Andersen 2009). This whole process of transformation can be characterised as a “socialisation” of family policy, featuring an expansion of childcare services and leave entitlements (for the interpretations of the spaces, see figure 2). However, the degree of change is quite different among the 18 countries analysed.²⁸ In table 1 we classify countries in three groups according to the degree of change of their employment-oriented family policy, following Hall’s (1993) categorisation of first-, second-, and third-order change. A first-order change implies that the country did not substantially change the family policy package, remaining in the same space over time. A second-order change implies a stronger movement from one quadrant close to another or from the border of a quadrant to another quadrant, largely indicating a change of various instruments within the policy package. Finally, a third-order change implies the movement from one space to another, suggesting not only a change of a policy instrument, but a change of the paradigm underlying the policy package.

The only country that has not undergone a significant change in “explicit” family policy is the United States (Moss 2012). Here we find no statutory paid maternal, parental, and childcare leaves at the federal level and no sustained policy initiative over time to introduce these (although there are some relevant developments at state level). Furthermore, investment in public childcare services has continuously been at the lowest level among the 18 OECD countries (Gauthier 2011; OECD 2010). However, we note that the United States relies on rather different policy instruments from most of the other countries analysed in order to support families (Morgan 2006; Orloff 2006). In particular, the expansion of the Earned Income Tax Credit and the elimination of the Aid to Families with Dependent Children have been tied to increasing mothers’— especially single, poor, but not only— employment levels. Childcare tax credits, aimed at better-off families, might generate similar effects to publicly provided services by offsetting some of the costs of private provision. Moreover, the enactment of the Family and Medical Leave Act in 1993 was quite significant politically, even though it is an unpaid leave.

New Zealand, Switzerland, and the United Kingdom²⁹ are characterised by a first-order change in their employment-oriented family policy and have remained within the liberal space over the past three decades. These countries are still characterised by relatively short leaves and low public investment in childcare. Also Belgium and Italy, while undergoing a first-order change over the last three decades, remained within the Christian-democratic space (Morgan 2013). They are characterised by a medium level of childcare service provision and a short to medium length of family-related leaves. Finally, the other three countries that are characterised by a first-order change in employment-oriented family policies are France,³⁰ Finland, and Sweden. These countries occupy the social-democratic space based on their generous leave (long leave with high replacement rates) and comprehensive childcare arrangements.³¹

²⁸ For a detailed description of the policy change in parental leaves across the countries analysed, see Moss (2012).

²⁹ Although maternity leaves in the United Kingdom have been extended during the New Labour governments, there have been only marginal changes with regard to paternity and parental leaves and the replacement rates continue to be rather low (Daly 2010). Furthermore, our model does not consider the potentially significant changes resulting from the expansion of tax credits (for these, see Bradshaw 2011).

³⁰ Mahon (2001) characterised France as undergoing shifts in a “familistic direction” due to change in various policy incentives (for a general overview about the familistic nature of French family policy, see Martin 2010).

³¹ Mahon (2002), however, argues that in gendered terms, Finland and France are moving toward a “new familialism” and away from gender-egalitarian concerns.

Australia, Canada, and Austria are characterised by a second-order change with regard to their employment-oriented family policy package. Australia moved from the liberal space closer to the Christian-democratic space due to more generous leaves and a higher investment in childcare. Similarly, Canada moved into the Christian-democratic space, starting from a position located between the liberal and the Christian-democratic space in the 1980s, due to more generous leaves and a higher investment in childcare. Finally according to the measurements employed in our MCA Austria moved into the socialdemocratic space, especially because of a higher investment in childcare (see tables 1 and 2).

The four countries that have undergone third-order changes are Germany, Norway, Ireland, and Japan. The move of Germany to and the positioning of Austria in the social-democratic space would seem rather surprising according to common welfare regime typologies and their earlier support of male breadwinner models. However, our results confirm Leitner's (2010) findings, whereby Austria began a process of rapid family policy expansion, which was subsequently outpaced by the developments in Germany during the past decade. Starting from the late 1990s, Germany developed a "modernised" approach to family policy and since 2002 pursued what has been defined a "sustainable family policy model" (Nachhaltige Familienpolitik) (Ostner 2010; Rürup and Gruescu 2003; Seeleib-Kaiser 2010). This model considers children as society's future assets, aims to increase the fertility rate by supporting parents, and tries to reduce child poverty by boosting mothers' employment. These policy changes led to a tripling of spending for maternity and parental leave benefits and a more than doubling of spending for day care/home services (see table 2). Although both Austria and Germany are located in the social-democratic space for the 2000s due to their increased "generosity" of childcare services and leave entitlements, this does not mean they have eliminated all tax incentives for the male breadwinner model—indeed Germany continues to have a joint taxation system. Moreover, in terms of outcomes, significant gender inequalities persist compared to countries which have been characterised by social-democratic policies for longer. For example the gender wage gap continues to be much higher, women's (full-time) employment rates much lower, and representation of women managers on company boards is almost non-existent (see OECD 2011).

Norway also moved into the social-democratic space, largely due to the fact that spending for maternity and parental leave tripled, spending for day care/home services quadrupled, and other benefits tripled (see table 2). Although the policy structure along these dimensions is now similar to those in Sweden (a dual-earner model), there is a consistent difference concerning gender relations due to the higher provision of the so-called "cash for care" schemes, which allows one parent to stay at home for childrearing³² (Duvander, Lappegård, and Andersson 2010). This finding supports the claims of Olk (2009, 48), highlighting that Norway can be characterised as a latecomer regarding the expansion of public childcare, when compared to the other Scandinavian countries (Sweden and Denmark in particular).

Ireland and Japan moved from the liberal to the Christian-democratic space. During the period 1980–2009 expenditure for child allowance and maternity/ parental leave in Ireland doubled, other cash benefits including childcare leave increased more than five times and day care/home services, including public childcare, increased from a very low level to 0.8% of GDP (see table 2). The positive state of public finances and the unprecedented employment growth during the 1990s largely contributed to this change (Daly and Clavero 2002). In Japan the expansion is certainly less remarkable than in Ireland, but family policy has clearly departed from the very low levels of "generosity" experienced during the 1980s. Spending on child allowances tripled and spending on maternity/parental leave and day care/home services has doubled, although from a very low base (see table 2). However, these policy changes have not unsettled the Japanese male breadwinner model, which remains deeply rooted in public policy (especially the tax system), cultural norms and business practices (Schoppa 2010; Seeleib-Kaiser and Toivonen 2011). In addition, although our

³² Some scholar also claimed that "cash for care" programs have had a limited impact on the level of family policy generosity (see Eydal and Rostgaard 2011).

multi-dimensional family policy analysis locates Japan in the Christian-democratic space, we acknowledge the absence of a Christian-democratic party and the overall hybrid nature of the welfare state (see Esping-Andersen 1997).

Prima facie Denmark and the Netherlands seem to counter the overall trend of family policy expansion. This counterintuitive “finding”, however, needs to be largely understood as an artefact due to the fact that Gauthier’s comparative family policy data set only includes data for publicly funded leave benefits not taking into account the considerable degree of occupational and sectoral arrangements, which are often quite comprehensive as they are regulated through collective bargaining agreements (for Denmark see Abrahamson [2010] and for the Netherlands, see Knijn and Saraceno [2010]). Denmark and the Netherlands have relatively high “real” replacement rates, if these occupational leave policies are included (Groenendijk and Keuzenkamp 2010; Rostgaard 2010).

Let us summarise our argument thus far. According to some scholars (e.g. Bleijenbergh, Bussemaker, and de Bruijn 2006; Bruning and Plantenga 1999; Morgan and Zippel 2003), we would expect countries classified as “male breadwinner” or “caregiver parity” models to mainly focus on leave (and working time) arrangements as well as child allowances. However, even in these countries social care policies have moved in the direction of providing more services that allow mothers to work (Bleijenbergh and Roggeband 2007, 439). If we consider the starting points of the various countries in the 1980s, the changes in family policy have been remarkable and are *grosso modo* in line with some of the demands feminist scholars made many decades ago (see, e.g. Sassoon 1987).³³ This development is even more remarkable, if we take into account the parallel retrenchment that is taking place in other social policy domains (see., e.g. Ferragina, Seeleib-Kaiser, and Tomlinson 2013; Fleckenstein, Saunders and Seeleib-Kaiser 2011; Korpi and Palme 2003).

However, there are two important caveats to this general argument. The first concerns the different principles that have led to an extension of family policy in different countries and the second is about the significance of this expansion in relation to other social policies. First, Mahon (2002, 344) identified three ideal-typical models of family policy: “the neo-familialist”, “the third way”, and “the egalitarian horizon”. The “neo-familialist” model modernizes child-care provision but does not attempt to substantially modify gender differences. France and Finland, high spenders (table 2) in public childcare provision, come closest to this ideal type. The Netherlands and the United Kingdom come closest to the “third way” model, which seeks to universalise the male breadwinner model, rather than to address the unequal distribution of the care work. “The egalitarian horizon model” aspires to foster an equitable sharing of domestic care work between genders, among others by providing the most comprehensive public childcare services. Sweden and Denmark come closest to this ideal type. Second, one also needs to acknowledge that family policy expenditure, despite significant expansions, remains relatively marginal compared to the expenditure for pensions and health, constituting on average between 8% and 12% of overall public social expenditure (OECD 2010), and that the degree of change varies significantly.

Explaining the Expansion

The 1980s. Our correlation analysis for the 1980s confirms the findings of Iversen and Stephens (2008), whereby social democracy and politically-organised women (per cent of women in parliament) are closely associated with family policies encompassing (long) leaves with high replacement rates, and high expenditures for childcare services (see table 3). Furthermore, a higher level of union density seems to be an important factor explaining the variation of the overall public expenditure on family policies. The share of the centre-right vote does not seem to affect significantly the variation of “generosity” in the domain of family policy, with the exception of its negative impact on child allowance payments.

³³ “Gender perspectives have had a growing influence on policy paradigms, both within social-science debates around the role of ideas and culture in policies, and on new social policy paradigms themselves” (Orloff and Palier 2009, 406).

Table 3: Correlations predicting family policy generosity from the independent variables, 1980s

	Duration leave	Replacement rate leave	Child allowance	Family service expenditure	Public expenditure
Political variables					
Union density	Non significant	Non significant	Non significant	0.675*** (0.002)	0.621*** (0.006)
Left vote	0.537** (0.022)	0.562** (0.015)	0.418* (0.085)	0.449* (0.061)	0.591*** (0.010)
Centre vote	Non significant	Non significant	-0.436* (0.070)	Non significant	Non significant
Christian democratic vote	Non significant	Non significant	Non significant	Non significant	Non significant
Right vote	Non significant	Non significant	Non significant	Non significant	Non significant
Females MPs	0.533** (0.023)	0.518** (0.028)	Non significant	0.789*** (0.000)	0.602*** (0.008)
Socio-economic variables					
Employed agriculture and manufacturing	Non significant	Non significant	Non significant	Non significant	Non significant
Female activity rates	0.564** (0.015)	0.547** (0.019)	Non significant	0.595*** (0.009)	0.467* (0.050)
Dependency ratio	0.476** (0.046)	0.412* (0.089)	0.475** (0.046)	0.575** (0.012)	0.697*** (0.001)
Total fertility rate	Non significant	Non significant	Non significant	Non significant	Non significant
High general skills (%)	Missing	Missing	Missing	Missing	Missing
High general skills women (%)	Missing	Missing	Missing	Missing	Missing
Societal modernisation factor					
Attitudes towards Mothers Working	Missing	Missing	Missing	Missing	Missing

Source: Authors' elaboration.

*** $p < 0.01$; ** $p < 0.05$; * $p < 0.1$.

Socio-economic factors, as well as political factors, play a crucial role in explaining the different levels of “generosity” across countries. In particular, a higher female labour force participation and a higher old age dependency ratio are positively correlated with the level of “generosity”, i.e. long leaves with high replacement rates, generous child allowances, and higher spending for childcare services (see table 3). Confirming whereby the finding of Seeleib-Kaiser and Toivonen (2011) for Germany and Japan, a low fertility rate per se does not explain the expansion of family policy among rich OECD countries. In addition, the level of deindustrialisation does not have a significant effect.

The 1990s. In the 1990s, the impact of political and socio-economic variables on policy changes remained substantially unchanged (see table 4). Also, public opinion did not have a significant effect, which might be explained by the delayed effect of this factor within the policy-making process. Finally, the proportion of (women) workers employed in jobs that require high general skills does not seem to explain the change in the “generosity” of employment oriented family policy.³⁴

The 2000s. During the 2000s we observe a declining effect of partisanship and socio-economic factors and an increased impact of societal preferences (see table 5). In contrast to the 1980s, partisanship no longer has a significant effect on the level of child allowances. The continued predominance of traditional family values³⁵ acts as a brake on the overall process of family policy expansion, moderating the degree of expansionary change of leave entitlements as well as spending on childcare services. This finding may be a consequence of a number of socio-economic and political developments. Policies supporting households “headed” by breadwinning men may be perceived to be out of sync with the realities of life, as the families supported by single earners (almost all men) are far less common, and household forms and life styles have become more diversified (Beck-Gernsheim 2002). A stronger commitment to gender equality and changing preferences among women plays an important role in encouraging political parties to develop and promote “modernised” family policies. For example, the German Christian Democrats have adopted a “modernised” family policy, which was partially driven by the aim to maximise their votes among the “modern” urban female electorate (Fleckenstein 2011; Seeleib-Kaiser 2010). This example highlights that policies do not operate in a vacuum, but are constructed in relation to changing cultural norms. Culture plays a role not only through policy, but also in its interaction with policy³⁶ (Budig, Misra, and Boeckmann 2012, 188–189). Finally, family policy expansion might also have a positive feed-back effect, reinforcing “modernised” public opinion (Sjoberg 2004).

The percentage of women employed in jobs requiring high general skills does not correlate with an expansion of employment-oriented family policy. However, we would like to see further explorations of the connections between the levels of women in low-skilled or high-skilled occupations and the provision of public versus occupational or individually negotiated parental leave arrangements.

It is important to note two data limitations of our model: (i) the lack of data availability for skills during the 1980s, and (ii) the exclusion of public opinion data for the 1980s, due to the fact that only Austria, Germany, Ireland, Italy, The Netherlands, the United Kingdom and the United States were included in the ISSP (1988) survey.

³⁴ Fleckenstein and Lee (2014) show the existence of a correlation between these two variables for a selected group of countries (Britain, Germany, South Korea, and Sweden).

³⁵ Measured by looking at the reported opinions about employment and motherhood provided by the International Social Survey Programme, we consider the percentage of people who answered “stay at home” to the question “when there is a child under school age a women should. . .”

³⁶ This means, for example, that the effect of family policy change on mother’s employment and earnings is not universal, but it is mediated by different cultural contexts. As shown by Budig, Misra and Boeckmann (2012) and Keck and Saraceno (2013), an increased “generosity” of explicit family policy is associated with higher earnings for mothers when cultural support for maternal employment is high, but have less positive or even negative relationships with earnings where cultural attitudes support the male breadwinner model.

Table 4: Correlations predicting family policy generosity from the independent variables, 1990s

	Duration leave	Replacement rate leave	Child allowance	Family service expenditure	Public expenditure
Political variables					
Union density	Non significant	Non significant	Non significant	0.718*** (0.001)	0.712*** (0.001)
Left vote	0.547** (0.019)	0.554** (0.017)	Non significant	0.589** (0.010)	0.763*** (0.000)
Centre vote	Non significant	Non significant	-0.437* (0.070)	Non significant	Non significant
Christian democratic vote	Non significant	Non significant	Non significant	Non significant	Non significant
Right vote	Non significant	Non significant	Non significant	Non significant	Non significant
Females MPs	0.447* (0.063)	0.426** (0.078)	Non significant	0.730*** (0.001)	0.711*** (0.001)
Socio-economic variables					
Employed agriculture and manufacturing	Non significant	Non significant	Non significant	Non significant	Non significant
Female activity rates	0.514** (0.029)	0.563** (0.015)	Non significant	0.634*** (0.005)	0.713*** (0.001)
Dependency ratio	0.510** (0.031)	0.528** (0.024)	Non significant	0.558*** (0.016)	0.515** (0.029)
Total fertility rate	Non significant	Non significant	Non significant	Non significant	Non significant
High general skills (%)	Non significant	Non significant	Non significant	Non significant	Non significant
High general skills women (%)	Non significant	Non significant	Non significant	Non significant	Non significant
Societal modernisation factor					
Attitudes towards Mothers Working	Non significant	Non significant	Non significant	Non significant	Non significant

Source: Authors' elaboration.

*** $p < 0.01$; ** $p < 0.05$; * $p < 0.1$.

Table 5: Correlations predicting family policy generosity from the independent variables, 2000s

	Duration leave	Replacement rate leave	Child allowance	Family service expenditure	Public expenditure
Political variables					
Union density	0.409* (0.092)	0.447* (0.063)	Non significant	0.641*** (0.004)	0.562** (0.015)
Left vote	0.497** (0.036)	Non significant	Non significant	0.492** (0.038)	0.735*** (0.001)
Centre vote	Non significant	Non significant	Non significant	Non significant	-0.465* (0.052)
Christian democratic vote	Non significant	Non significant	Non significant	Non significant	Non significant
Right vote	Non significant	Non significant	Non significant	Non significant	Non significant
Females MPs	0.402* (0.098)	Non significant	Non significant	0.547** (0.019)	0.571** (0.013)
Socio-economic variables					
Employed agriculture and manufacturing	Non significant	Non significant	Non significant	Non significant	Non significant
Female activity rates	0.476** (0.046)	0.401* (0.099)	Non significant	Non significant	Non significant
Dependency ratio	0.461* (0.054)	Non significant	Non significant	Non significant	Non significant
Total fertility rate	Non significant	Non significant	Non significant	Non significant	Non significant
High general skills (%)	Non significant	Non significant	Non significant	Non significant	Non significant
High general skills women (%)	Non significant	Non significant	Non significant	Non significant	Non significant
Societal modernisation factor					
Attitudes towards Mothers Working	-0.555** (0.026)	-0.615** (0.011)	Non significant	-0.712*** (0.002)	Non significant

Source: Authors' elaboration.

*** $p < 0.01$; ** $p < 0.05$; * $p < 0.1$.

However, in all seven countries public opinion supporting the employment of mothers with pre-school children has dramatically increased over the decades (see table 6), which is in line with our overall argument.

To sum up, in the 1980s and the 1990s political and socio-economic factors were highly significant in explaining the different family policy approaches in rich OECD countries; however, developments during the 2000s confirm Carter's (1998) argument, whereby the future of welfare states seem to be more dependent on public opinion and less influenced by traditional political ideologies of political parties or other organised groups.

Conclusion

One of the most important findings of our analysis is that in an era of perceived permanent austerity (Pierson 2001) and overall welfare state retrenchment (Korpi and Palme 2003), rich OECD countries have not been prevented from expanding family policies. *Au contraire!* In many countries, we are witnessing the expansion of family policy, leading to a socialisation of family care responsibilities, traditionally disproportionately performed by women (Daly and Lewis 2000). Although at the institutional policy level the expansion of family policy might be characterised as a "silent revolution" relevant for gender equality, we think a cautious interpretation is necessary: gender inequalities in income, opportunities, leisure and other significant outcomes remain and are sometimes sustained by policy, even if we observe a shift in their character towards support for women's employment.

The policy shift has been particularly significant in countries that had previously emphasised more conservative approaches to family policies, such as Germany, Ireland, Japan, and Norway. Hence, it can no longer be assumed that in the majority of rich OECD countries care for young children will be mainly provided through unpaid work within the family (Mahon 2002, 35). Nevertheless, a certain number of countries still fail to provide adequate childcare arrangements, constituting a barrier for full-time maternal employment (Hegewisch and Gornick 2011, 128). Furthermore, in some countries, such as the United States and the United Kingdom, gender discrimination continues to strongly intersect with class (Mandel and Shalev 2009); high childcare costs constitute a disincentive to labour force participation, especially among less educated and unskilled women (Esping-Andersen 2009). This means that higher-class and more educated women tend to have better opportunities than women belonging to a lower social class (Evertsson et al., 2009).

Our analysis clearly confirms partisanship and women's political agency as the main drivers for family policy change during the 1980s and 1990s (cf. Iversen and Stephens 2008). For the 2000s, however, the importance of these drivers has significantly declined. As societal preferences have undergone profound changes—to some extent driven by the activities of women's equality movements as well as by the experience of women's employment—the policy preferences of voters have also changed. Electorates in western democracies increasingly want policies supporting "modern" family lifestyles which depend on women's employment. As political parties react to these changed policy preferences, the traditional differences in family policy positions between political parties decline. The extent to which this translates into support for "gender equality", and how such equality might be defined, is as yet not decided.

However, we want to emphasise that societal policy preferences, for too long believed to be set in stone, are undergoing profound changes; public opinion increasingly matters for changing policies. The changed policy preferences are also mirrored in new political discourses that prioritise social investment and the preservation of the human capital of women, especially of those who are highly skilled (Knijn and Smit 2009; Mahon 2006; Morel, Palier, and Palme 2012; for a critical assessment of the literature see Nolan 2013). The expansion of family policies geared to supporting women's employment and investment in children is very likely to continue.

Table 6: Percentage of people that said: “when there is a child under school age women should work (full-time and part-time)”

	1988		1994		Variation 1988-1994	2002		Variation 1994-2002
	Work	Observations	Work	Observations		Work	Observations	
Australia			51.00%	1714		73.04%	1031	22.04%
Austria	35.80%	279	68.56%	687	32.76%	70.17%	1398	1.61%
Belgium						90.12%	1360	90.12%
Canada			63.26%	909				
Denmark						87.25%	941	
Finland						88.17%	778	
France						82.01%	1273	
West Germany	28.30%	752	64.50%	1528	36.20	72.60%	573	8.10%
East Germany			88.90%	899		92.04%	314	3.14%
Ireland	25.60%	364	54.30%	615	28.70%	62.48%	717	8.18%
Italy	51.60%	339	75.90%	610	24.30%			
Japan			61.21%	928		70.14%	787	8.93%
Netherlands	19.20%	453	54.43%	1220	35.23%	66.76%	713	12.33%
New Zealand			55.90%	746		68.65%	724	12.75%
Norway			67.17%	1316		81.51%	1033	14.34%
Sweden			75.49%	865		84.74%	747	9.25%
Switzerland						70.60%	602	
United Kingdom	37.30%	381	61.99%	634	24.69%	67.45%	1241	5.46%
United States	44.00%	311	67.16%	1075	23.16%	77.81%	775	10.64%

Source: Authors' elaboration using ISSP (1988, 1994, 2002).

Appendix

Table A1. Variables used in analysis

Variables	Source
MCA and dependent variables	
1. Duration of leave (weeks)	1. Gauthier (2011)
2. Replacement rate during leave (as a percentage of the average production worker salary)	2. Gauthier (2011)
3. Child allowance (cash dollars PPP)	3. Gauthier (2011)
4. Family services expenditure (as a percentage of the GDP per capita)	4. OECD (2010)
5. Public expenditure as a percentage of GDP	5. OECD (2010)
Independent variables	
6. Left vote (as a percentage of the total vote)	6. Brady, Huber, and Stephens (2014)
7. Centre vote (as a percentage of the total vote)	7. Brady, Huber, and Stephens (2014)
8. Christian-democratic vote (as a percentage of the total vote)	8. Brady, Huber, and Stephens (2014)
9. Right vote (as a percentage of the total vote)	9. Brady, Huber, and Stephens (2014)
10. Women's organisational membership (estimate by women's seats in parliament and the representational system)	10. Brady, Huber, and Stephens (2014)
11. Employment in agriculture and manufacturing (as percentage of employed) [deindustrialisation]	11. Brady, Huber, and Stephens (2014)
12. Female activity rates	12. Brady, Huber, and Stephens (2014)
13. Old age dependency ratio	13. Brady, Huber, and Stephens (2014)
14. Total fertility rate	14. Brady, Huber, and Stephens (2014)
15. Workers in jobs requiring high general skills as percent of total workforce	15. ILO (1997–2008)
16. Percentage of female workforce in jobs requiring high general skills	16. ILO (1997–2008)
17. Opinion on working women and maternity (percentage of people who answered "stay at home" to the question "when there is a child under school age a women should . . .)	17. ISSP (1994, 2002)

Source: Authors' elaboration

References

- Abrahamson, Peter. 2010. Continuity and consensus: *Governing families in Denmark*. *Journal of European Social Policy*, 20 (5): 399–409.
- Adams, Julia, and Ann S. Orloff. 2005. Defending modernity? High politics, feminist anti-modernism, and the place of gender. *Politics & Gender*, 1 (1): 166–82.
- Adams, Julia, Elisabeth Clements, and Ann S. Orloff (eds.) 2005. *Remaking modernity: Politics, history & sociology*. Durham, NC: Duke University Press.
- Amenta, Edwin. 2003. What we know about the development of social policy: Comparative and historical research in comparative and historical perspective. In *Comparative Historical Analysis in the Social Sciences*, ed. D. Rueschemeyer, and J. Mahoney, 91–130. New York: Cambridge University Press.
- Annesley, Claire. 2010. Gender, politics and policy change: The case of welfare reform under new labour. *Government*, 45 (1): 50–72.
- Bahle, Thomas. 2007. Family policy patterns in the enlarged EU. In *Handbook of Quality of Life in the Enlarged European Union*, ed. J. Alber, 100–26. New York: Routledge.
- Beck, Ulrich. 1992. *Risk society: Towards a new modernity*. London: Sage.
- Beck-Gernsheim, Elisabeth. 2002. *Reinventing the family: In search of new lifestyles*. Blackwell: Cambridge.
- Bleijenbergh, Inge, and Conny Roggeband. 2007. Equality machineries matter: The impact of women's political pressure on European social-care policies. *Social Politics*, 14 (4): 437–59.
- Bleijenbergh, Inge, Jet Bussemaker, and Jeanne de Bruijn. 2006. Trading well-being for economic efficiency: The 1990 shift in EU childcare policies. *Marriage and the Family Review*, 39 (3–4): 315–36.
- Bolzendahl, Catherine. 2009. Making the implicit explicit: Gender influences on social spending in twelve industrialized democracies, 1980–99. *Social Politics*, 16 (1): 40–81.
- Bonoli, Giuliano. 2005. The politics of the new social policies: Providing coverage against new social risks in mature welfare states. *Policy & Politics*, 33 (3): 431–49.
- Bourdieu, Pierre. 1979. *La distinction: critique sociale du jugement*. Paris: Éditions de Minuit.
- Bradshaw, Jonathan (ed.) 2011. *The well-being of children in the UK*. Bristol: The Policy Press.
- Brady, David, Evelyne Huber, and John D. Stephens 2014. Comparative Welfare States Data Set, University of North Carolina and WZB Berlin Social Science Center, <http://www.lisdatacenter.org/resources/other-databases/> (date 15 October 2014).
- Brooks, Clem, and Jeff Manza. 2007. *Why welfare states persist: The importance of public opinion in democracies*. Chicago: University of Chicago Press.
- Bruning, Gwennaële, and Janneke Plantenga. 1999. Parental leave and equal opportunities: Experiences in eight European countries. *Journal of European Social Policy*, 9 (3): 195–209.
- Budig, Michelle J., Joya Misra, and Irene Boeckmann. 2012. The motherhood penalty in cross-national perspective: The importance of work–family policies and cultural attitudes. *Social Politics*, 19 (2): 163–93.
- Carter, John. 1998. *Postmodernity and the fragmentation of welfare*. New York: Routledge.
- Ciccia, Rossella, and Mieke Verloo. 2012. Parental leave regulations and the persistence of the male breadwinner model: Using fuzzy-set ideal type analysis to assess gender equality in an enlarged Europe. *Journal of European Social Policy*, 22 (5): 507–28.
- Crompton, Rosemary. 2006. *Employment and the family*. Cambridge: Cambridge University Press.
- Crompton, Rosemary, and Clare Lyonette. 2006. Work–life ‘balance’ in Europe. *Acta Sociologica*, 49 (4): 379–93.
- Daly, Mary. 2002. Care as a good for social policy. *Journal of Social Policy*, 31 (2): 251–70.
- . 2005. Changing family life in Europe: Significance for state and society. *European Societies*, 7 (3): 379–98.
- . 2010. Shifts in family policy in the UK under new labour. *Journal of European Social Policy*, 20 (5): 433–43.

- . 2011. What adult worker model? A critical look at recent social policy reform in Europe from a gender and family perspective. *Social Politics*, 18 (1): 1–23.
- Daly, Mary, and Sara Clavero. 2002. *Contemporary family policy: A comparative review of Ireland, France, Germany, Sweden and the United Kingdom*. Dublin: The Department of Social and Family Affairs.
- Daly, Mary, and Jane Lewis. 2000. The concept of social care and the analysis of contemporary welfare states. *British Journal of Sociology*, 51 (2): 281–98.
- Daly, Mary, and Katherine Rake. 2003. *Gender and the welfare state*. Cambridge: Polity.
- Duvander, Anne-Zofie, and Tommy Ferrarini. 2013. *Sweden's family policy under change: Past, present and future*. Berlin: Friedrich-Ebert-Stiftung.
- Duvander, Anne-Zofie, Trude Lappegård, and Gunnar Andersson. 2010. Family policy and fertility: Fathers' and mothers' use of parental leave and continued childbearing in Norway and Sweden. *Journal of European Social Policy*, 20 (1): 45–57.
- Emmenegger, Patrick, Silja Häusermann, Bruno Palier, and Martin Seeleib-Kaiser. 2012. How rich countries cope with deindustrialisation. In *The Age of Dualization: The Changing Face of Inequality in Deindustrializing Societies*, ed. P. Emmenegger et al., 304–20. Oxford: Oxford University Press.
- England, Paula. 2010. The gender revolution: Uneven and stalled. *Gender & Society*, 24(2): 149–66.
- . 2011. Reassessing the uneven gender revolution and its slowdown. *Gender & Society*, 25 (1): 113–23.
- Esping-Andersen, Gøsta. 1990. *The three worlds of welfare capitalism*. Cambridge: Princeton University Press.
- . 1997. Hybrid or unique?: The Japanese Welfare State between Europe and America. *Journal of European Social Policy*, 7 (3): 179–89.
- . 1999. *The social foundations of postindustrial economies*. Oxford: Oxford University Press.
- . 2009. *The incomplete revolution: Adapting welfare states to women's new roles*. Cambridge: Polity Press.
- Estévez-Abe, Margarita. 2005. Gender bias in skills and social policies: The varieties of capitalism perspective on sex segregation. *Social Politics*, 12 (2): 186–215.
- Evertsson, Marie, Paula England, Irma Mooi-Reci, Joan Hermsen, Jeanne De Bruijn, and David Cotter. 2009. Is gender inequality greater at lower or higher educational levels? Common patterns in the Netherlands, Sweden, and the United States. *Social Politics*, 16 (2): 210–41.
- Eydal, Guðný Björk, and Tina Rostgaard. 2011. Gender equality revisited—Changes in nordic childcare policies in the 2000s. *Social Policy & Administration*, 45 (2): 161–79.
- Ferragina, Emanuele, and Martin Seeleib-Kaiser. 2011. The welfare regime debate: Past, present, future? *Policy & Politics*, 39 (4): 583–611.
- Ferragina, Emanuele, Martin Seeleib-Kaiser, and Mark Tomlinson. 2013. Unemployment protection and family policy at the turn of the 21st century. *Social Policy & Administration*, 47 (7): 783–805.
- Ferrarini, Tommy. 2006. *Families, states and labour markets: Institutions, causes and consequences of family policy in post-war welfare states*. Cheltenham: Edward Elgar.
- Fink, Janet, and Asa Lundquist (eds.) 2010. *Changing relations of welfare. Family, gender and migration in Britain and Scandinavia*. Burlington, VT: Ashgate.
- Fleckenstein, Timo. 2011. The politics of ideas in welfare state transformations: Christian democracy and the reform of family policy in Germany. *Social Politics*, 18(4): 543–71.
- Fleckenstein, Timo, and Soohyun C. Lee. 2014. The politics of post-industrial social policy: Family policy reforms in Britain, Germany, South Korea, and Sweden. *Comparative Political Studies*, 47 (4): 601–30.
- Fleckenstein, Timo, and Martin Seeleib-Kaiser. 2011. Business, skills and the welfare state: The political economy of employment-oriented family policy in Britain and Germany. *Journal of European Social Policy*, 21 (2): 136–49.
- Fleckenstein, Timo, AdamM. Saunders, and Martin Seeleib-Kaiser. 2011. The dual transformation of social protection and human capital: Comparing Britain and Germany. *Comparative Political Studies*, 44 (12): 1–29.

- Flora, Peter, and Arnold J. Heidenheimer. 1976. *The development of welfare states in Europe and America*. Brunswick, NJ: Little Brown & Company.
- Fraser, Nancy. 1994. After the family wage: Gender equality and the welfare state. *Political Theory*, 22 (4): 591–618.
- Gauthier, Anne H. 1996. *A comparative analysis of family policies in industrialized countries*. Oxford: Oxford University Press.
- Gauthier, Anne H. 2011. *Comparative Family Policy Database, Version 3*. Max Planck Institute for Demographic Research. www.demogr.mpg.de (date 15 October 2014).
- Gershuny, Jonathan. 2000. *Changing times: Work and leisure in post-industrial society*. Oxford: Oxford University Press.
- Gerson, Kathleen. 2010. *The unfinished revolution: How a new generation is reshaping family, work, and gender in America*. Oxford: Oxford University Press.
- Gilbert, Neil. 1989. *The enabling state: Modern welfare capitalism in America*. Oxford: Oxford University Press.
- Goldin, Claudia. 2006. The quiet revolution that transformed women’s employment, education and family. *American Economic Review Papers and Proceedings*, 96: 1–21.
- Gornick, Janet C., and Marcia K. Meyers. 2003. Welfare regimes in relation to paid work and care. *Advances in Life Course Research*, 8 (8): 45–67.
- (eds). 2009. *Gender equality: Transforming family divisions of labor*. London: Verso.
- Groenendijk, Hanne, and Saskia Keuzenkamp. 2010. The Netherlands. In *International Review of Leave Policies and Related Research 2010*, ed. P. Moss, 161–8. London: Department for Business Innovation & Skills.
- Hall, Peter A. 1993. Policy paradigms, social learning, and the State: The case of economic policymaking in Britain. *Comparative Politics*, 25 (3): 275–96.
- Hantrais, Linda. 2004. *Family policy matters: Responding to family change in Europe*. Bristol: Policy Press.
- Hegewisch, Ariane, and Janet C. Gornick. 2008. *Statutory Routes to Workplace Flexibility in Crossnational Perspective*. IWPR Report No. B258.
- . 2011. The impact of work-family policies on women’s employment: a review of research from OECD countries. *Community, Work & Family*, 14 (2): 119–38.
- Huber, Evelyne, and John D. Stephens. 2001. *Development and crisis of the welfare state: Parties and policies in global markets*. Chicago: University of Chicago Press.
- ILO. 1997–2008. International Labour Organisation, LABORSTA. www.laborsta.ilo.org/ (date 15 October 2014).
- Inglehart, Ronald, and Pippa Norris. 2003. *Rising tide: Gender equality and cultural change around the world*. New York: Cambridge University Press.
- ISSP. 1988–1994–2002. International Social Survey Programme on Family and Changing Gender Roles. www.issp.org/ (date 15 October 2014).
- Iversen, Torben, and John D. Stephens. 2008. Partisan politics, the welfare state, and three worlds of human capital formation. *Comparative Political Studies*, 41 (4–5): 600–37.
- Jackson, Robert M. 1998. *Destined for equality: The inevitable rise of women’s status*. Cambridge, MA: Harvard University Press.
- Jenson, Jane. 2008. Writing women out, folding gender in: The European Union ‘modernises’ social policy. *Social Politics*, 15 (2): 131–53.
- Kamerman, Sheila B., and Alfred J. Kahn 1978. *Family policy: Government and families in fourteen countries*. New York: Columbia University Press.
- . 1994. Family policy and the under-3s: Money, services, and time in a policy package. *International Social Security Review*, 47 (3–4): 31–43.
- Kaufmann, Franz-Xaver. 2012. *European foundations of the welfare state*. Berghahn Books: New York and Oxford.
- Keck, Wolfgang, and Chiara Saraceno. 2013. The impact of different social-policy frameworks on social inequalities among women in the European Union. 20 (3): 297–328.

- Kittel, Bernhard, and Herbert Obinger. 2003. Political parties, institutions, and the dynamics of social expenditure in time of austerity. *Journal of European Public Policy*, 10 (1): 20–45.
- Knijn, Trudie, and Chiara Saraceno. 2010. Changes in the regulation of responsibilities towards childcare needs in Italy and the Netherlands. *Journal of European Social Policy*, 20 (5): 444–55.
- Knijn, Trudie, and Arnoud Smit. 2009. Investing, facilitating, or individualizing the reconciliation of work and family life. *Social Politics*, 16 (4): 484–518.
- Korpi, Walter. 1983. *The democratic class struggle*. London: Routledge.
- . 2000. Faces of inequality: Gender, class, and patterns of inequalities in different types of welfare states. *Social politics*, 7 (2): 127–91.
- Korpi, Walter, and Joakim Palme. 2003. New politics and class politics in the context of austerity and globalization. *American Political Science Review*, 97 (3): 235–83.
- Korpi, Walter, Tommy Ferrarini, and Stefan Englund. 2013. Women’s opportunities under different family policy constellations: Gender, class, and inequality tradeoffs in western countries re-examined. *Social Politics*, 20 (1): 1–40.
- Lambert, Priscilla A. 2008. The comparative political economy of parental leave and child care: Evidence from twenty OECD countries. *Social Politics*, 15 (3): 315–44.
- Leitner, Sigrid. 2010. Germany outpaces Austria in childcare policy: The historical contingencies of ‘conservative’ childcare policy. *Journal of European Social Policy*, 20 (5): 456–67.
- Le Roux, Brigitte, and Henry Rouanet. 2010. *Multiple correspondence analysis*. London: Sage.
- Letablier, Marie-Thérèse, Angela Luci, Antoine Math, and Olivier Thevenon. 2009. *The costs of raising children and the effectiveness of policies to support parenthood in European Countries*. Brussels: Report for the European Commission.
- Lewis, Jane. 1992. Gender and the development of welfare regimes. *Journal of European Social Policy*, 2 (3): 159–73.
- . 1997. Gender and welfare regimes: Further thoughts. *Social Politics*, 4 (2): 160–77.
- . 2001. The decline of the male breadwinner model: Implications for work and care. *Social Politics*, 8 (2): 152–69.
- . 2002. Gender and welfare state change. *European Societies*, 4 (4): 331–57.
- . 2006. *Children, changing families and welfare states*. Cheltenham: Edward Elgar.
- . 2009. *Work-family balance, gender and policy*. Cheltenham: Edward Elgar.
- Lewis, Jane, and Mary Campbell. 2007. Work/family balance policies in the UK since 1997: A new departure? *Journal of Social Policy*, 36 (3): 365–81.
- Lipset, Seymour M. 1996. *American exceptionalism: A double-edged sword*. New York: Norton.
- Lundqvist, Asa. 2011. *Family policy paradoxes. Gender equality and labour market regulation in Sweden, 1930–2010*. Bristol: The Policy Press.
- Mahon, Rianne. 2001. Theorizing welfare regimes: Toward a dialogue? *Social Politics*, 8 (1): 24–35.
- . 2002. Child care: Toward what kind of ‘Social Europe’? *Social Politics*, 9 (3): 343–79.
- . 2006. The OECD and the work/family reconciliation agenda. In *Children, Changing Families and Welfare States*, ed. J. Lewis, 173–97. Cheltenham: Edward Elgar.
- Mandel, Hadas. 2011. Rethinking the paradox: Tradeoffs in work-family policy and patterns of gender inequality. *Social Politics*, 14 (2): 159–76.
- Mandel, Hadas, and Michael Shalev. 2009. Gender, class, and varieties of capitalism. *Social Politics*, 16 (2): 161–81.
- Martin, Claude. 2010. The reframing of family policies in France: Processes and actors. *Journal of European Social Policy*, 20 (5): 410–21.
- Mätzke, Margitta, and Ilona Ostner. 2010a. Introduction: Change and continuity in recent family policies. *Journal of European Social Policy*, 20 (5): 387–98.
- . 2010b. Postscript: Ideas and agents of change in time. *Journal of European Social Policy*, 20 (5): 468–76.
- Montanari, Ingalill. 2000. From family wage to marriage subsidy and child benefits: Controversy and consensus in the development of family support. *Journal of European Social Policy*, 10 (4): 307–33.

- Morel, Natalie, Bruno Palier, and Joakim Palme (eds.) 2012. *Towards a social investment welfare state?: Ideas, policies and challenges*. Bristol: The Policy Press.
- Morgan, David H. G. 1996. *Family connections: An introduction to family studies*. Cambridge: Polity Press.
- Morgan, Kimberly J. 2006. *Working mothers and the welfare state: Religion and the politics of work-family policies in Western Europe and the United States*. Stanford: Stanford University Press.
- . 2008. The political path to a dual earner/dual career society: Pitfalls and possibilities. *Politics & Society*, 36 (3): 403–20.
- Morgan, Kimberly J. 2009. Caring time policies in Western Europe: Trends and implications. *Comparative European Politics*, 7 (1): 37–55.
- . 2012. Promoting social investment through work-family policies: Which nations do it and why? In *Towards a Social Investment Welfare State?*, ed. N. Morel, B. Palier, and J. Palme, 153–180. Bristol: The Policy Press.
- Morgan, Kimberly J. 2013. Path shifting of the welfare state: Electoral competition and the expansion of work-family policies in Western Europe. *World Politics*, 65 (1): 73–115.
- Morgan, Kimberly J., and Kathrin Zippel. 2003. Paid to care: The origins and effects of care leave policies in Western Europe. *Social Politics*, 10 (1): 49–85.
- Moss, Peter. 2012. *International Review of Leave Policies and Related Research 2012*. London: Department for Business Innovation & Skills.
- Nolan, Brian. 2013. What use is ‘social investment?’. *Journal of European Social Policy*, 23 (5): 459–68.
- Nullmeier, Frank, and Franz-Xaver Kaufmann. 2010. Post-war welfare state development— The temporal perspective. In *The Oxford Handbook of the Welfare State*, ed. F. G. Castles et al., 81–101. Oxford: Oxford University Press.
- O’Connor, Julia S. 1993. Gender, class and citizenship in the comparative analysis of welfare state regimes: Theoretical and methodological issues. *British Journal of Sociology*, 44 (3): 501–18.
- OECD. 2007. *Babies and bosses. Reconciling work and family life*. Paris: OECD.
- . 2010. Social Expenditure Database. www.oecd.org/els/soc/ (date 15 October 2014).
- . 2011. Indicators of Gender Equality in Employment. (date 15 October 2014). www.oecd.org/gender/data/indicatorsofgenderequalityinemployment.htm
- Olk, Thomas. 2009. Do ideas matter? Changes in policies concerning children and families in Germany and Norway. In *Sociological Studies of Children and Youth, Vol. 12. Structural, Historical, and Comparative Perspectives*, ed. J. Qvortrup, 27–53. Bingley: Emerald.
- Orloff, Ann S. 1993. Gender and the social rights of citizenship: The comparative analysis of gender relations and welfare states. *American Sociological Review*, 58 (3): 303–28.
- . 1997. Introduction. *Social Politics*, 4 (2): 157–9.
- . 2006. From maternalism to ‘employment for all’. In *The State after Statism*, ed. J. D. Levy, 231–70. Cambridge: Harvard University Press.
- . 2009. *Gendering the comparative analysis of welfare states: An unfinished agenda. Sociological Theory*, 27: 317–43.
- Orloff, Ann S., and Bruno Palier. 2009. The power of gender perspectives: Feminist influence on policy paradigms, social science, and social politics. *Social Politics*, 16 (4): 405–12.
- Ostner, Ilona. 2010. Farewell to the family as we know it: Family policy change in Germany. *German Policy Studies*, 6 (1): 211–44.
- Pettit, Becky, and Jennifer L. Hook. 2009. *Gendered tradeoffs: Family, social policy, and economic inequality in twenty-one countries*. New York: Sage.
- Pfau-Effinger, Birgit. 2005. Culture and welfare state policies: Reflections on a complex interrelation. *Journal of Social Policy*, 34 (1): 3–20.
- Pierson, Paul. 2001. *The new politics of the welfare state*. Oxford: Oxford University Press.
- Ray, Rebecca, Janet C. Gornick, and John Schmitt. 2010. Who cares? Assessing generosity and gender equality in parental leave policy designs in 21 countries. *Journal of European Social Policy*, 20 (3): 196–216.

- Rostgaard, Tina. 2010. Denmark. In *International Review of Leave Policies and Related Research 2010*, ed. P. Moss, 88–95. London: Department for Business Innovation & Skills.
- Rürup, Bernd, and Sandra Gruescu. 2003. *Familienpolitik im Interesse einer aktiven Bevölkerungsentwicklung*. Gutachten. Berlin: BMFFSFJ.
- Sabatier, Paul A. 1988. An advocacy coalition framework of policy change and the role of policy-oriented learning therein. *Policy Sciences*, 21 (2–3): 129–68.
- Sainsbury, Diane (ed.) 1994. *Gendering welfare states*. London: Sage.
- (ed.) 1999. *Gender and the welfare state regimes*. Oxford: Oxford University Press.
- Saraceno, Chiara. 1994. The ambivalent familism of the Italian welfare state. *Social Politics*, 1 (1): 60–82.
- . 2007. Activation, individualisation et défamilisation dans les restructurations de l'État-providence: tensions and ambivalences. In *Repenser la solidarité*, ed. S. Paugam, 915–34. Paris: PUF.
- Sassoon, Anne S. 1987. *Women and the state*. London: Hutchinson.
- Schoppa, Leonard. 2010. Exit, voice, and family policy in Japan: Limited changes despite broad recognition of the declining fertility problem. *Journal of European Social Policy*, 20 (5): 422–32.
- Seeleib-Kaiser, Martin. 2002. Neubeginn oder Ende der Sozialdemokratie? *Politische Vierteljahresschrift*, 43 (3): 478–96.
- . 2010. Socio-economic change, party competition and intra-party conflict: The family policy of the grand coalition. *German Politics*, 19 (3–4): 416–28.
- Seeleib-Kaiser, Martin, and Tuukka Toivonen. 2011. Between reforms and birth rates: Germany, Japan, and family policy discourse. *Social Politics*, 18 (3): 331–60.
- Seeleib-Kaiser, Martin, Silke Van Dyk, and Martin Roggenkamp. 2008. *Party politics and social welfare: Comparing Christian and social democracy in Austria, Germany and the Netherlands*. Cheltenham: Edward Elgar.
- Shalev, Michael. 2007. Limits and alternatives to multiple regression in comparative research. *Comparative Social Research*, 24: 261–308.
- Sjoberg, Ola. 2004. The role of family policy institutions in explaining gender-role attitudes: A comparative multilevel analysis of thirteen industrialized countries. *Journal of European Social Policy*, 14 (2): 107–23.
- Skocpol, Theda, and Edwin Amenta. 1986. States and social policy. *Annual Review of Sociology*, 12: 131–57.
- Stephens, John D. 1979. *The transition from capitalism to socialism*. London: Macmillan.
- Taylor-Gooby, Peter. 2004. *New risks, new welfare: The transformation of the European Welfare State*. Oxford: Oxford University Press.
- Thelen, Kathleen. 2014. *Varieties of liberalization: The new politics of social solidarity*. New York: Cambridge University Press.
- Walby, Sylvia. 2004. The European Union and gender equality: Emergent varieties of gender regime. *Social Politics*, 11 (1): 4–29.
- Wendt, Claus, Monika Mischke, and Michaela Pfeifer. 2011. *Welfare state and public opinion: Perceptions of healthcare systems, family policy and benefits for the unemployed and poor in Europe*. Cheltenham: Edward Elgar.
- Zippel, Kathrin. 2006. *The politics of sexual harassment. A comparative study of the United States, The European Union, and Germany*. Cambridge: Cambridge University Press.