



HAL
open science

Application of the Ecosystem Service Concept to a Local-Scale: The Cases of Coralligenous Habitats in the North-Western Mediterranean Sea

Laure Thierry de Ville d'Avray, Dominique Ami, Anne Chenuil, Romain David, Jean-Pierre Feral

► To cite this version:

Laure Thierry de Ville d'Avray, Dominique Ami, Anne Chenuil, Romain David, Jean-Pierre Feral. Application of the Ecosystem Service Concept to a Local-Scale: The Cases of Coralligenous Habitats in the North-Western Mediterranean Sea. 2017. halshs-01624589

HAL Id: halshs-01624589

<https://shs.hal.science/halshs-01624589>

Preprint submitted on 26 Oct 2017

HAL is a multi-disciplinary open access archive for the deposit and dissemination of scientific research documents, whether they are published or not. The documents may come from teaching and research institutions in France or abroad, or from public or private research centers.

L'archive ouverte pluridisciplinaire **HAL**, est destinée au dépôt et à la diffusion de documents scientifiques de niveau recherche, publiés ou non, émanant des établissements d'enseignement et de recherche français ou étrangers, des laboratoires publics ou privés.

**Application of the Ecosystem Service Concept to a Local-Scale:
The Cases of Coralligenous Habitats
in the North-Western Mediterranean Sea**

**Laure Thierry de Ville d'Avray
Dominique Ami
Anne Chenuil
Romain David
Jean-Pierre Féral**

Application of the ecosystem service concept to a local-scale: the cases of coralligenous habitats in the North-western Mediterranean Sea.

October 2017

Thierry de Ville d'Avray L.^{1,2}, Ami D.², Chenuil A.¹, David R.¹, and Féral J.-P.¹

¹Aix Marseille Univ., Univ Avignon, CNRS, IRD, IMBE UMR 7263, Marseille, France

²Aix-Marseille Univ., CNRS, EHESS, Centrale Marseille, AMSE

Corresponding author:

Laure Thierry de Ville d'Avray
IMBE (UMR 7263)
Station Marine d'Endoume, Chemin de la Batterie des Lions, 13007 Marseille, France
laure.thierry@imbe.fr

Authors' emails:

laure.thierry@imbe.fr
dominique.ami@univ-amu.fr
anne.chenuil@imbe.fr
romain.david@imbe.fr
jean-pierre.feral@imbe.fr

Affiliations:

Aix Marseille Univ: Aix Marseille Université
Univ Avignon: Université d'Avignon
CNRS: Centre National de Recherche Scientifique
IRD: Institut de Recherche et Développement
IMBE: Institut Méditerranéen de Biodiversité et Ecologie marine et continentale (UMR 7263)
Greqam: Groupement de recherche en économie quantitative d'Aix-Marseille (UMR 7316)
AMSE: Aix-Marseille School of Economics
EHESS: Ecole des Hautes Etudes en Sciences Sociales

Acknowledgements:

The work of Laure Thierry de Ville d'Avray was supported by a grant from Aix-Marseille University. This work was also supported by the ERA-NET (SeasEra) through CIGESMED Program (contract ANR-12-SEAS-0001-01) and by the Observatoire Hommes-Milieu (OHM) littoral Méditerranée through EVACOR and EVACOR2 programs. We thank the three marine parc (parc marin de la Côte Bleue, parc national des Calanques, parc national de Port-Cros) for their logistic support and/or their help to identify the relevant local experts. We are very grateful to all the experts who shared their experience, and took the time to participated to the survey. We thank our colleagues who helped testing the questionnaire and in particular Thomas Schohn for his support to transcribe experts' speech.

Abstract

In an era when we witness the erosion of biodiversity it is essential to understand the benefits provided by ecosystems and find ways to maintain them. The concept of ecosystem service has been applied in this perspective, but mainly in large-scale surveys and on terrestrial ecosystems. The primary objective of this project is to validate the inclusion of the concept of ecosystem service as a useful input to local (small-scale) community decision making in the marine environment. A second objective is to define the beneficial services provided to local areas by the coralligenous habitats. The application of the concept of ecosystem service at a local scale is more appropriate to local regulatory and management issues. This research was focused on the complex and threatened coralligenous habitats, about which the benefits and services provided are relatively little understood. To address these issues and get around the paucity of prior research, we collected the opinions of 43 experts for two marine sites (Bay of Marseille and Port-Cros National Park) on 15 services using interviews, an online questionnaire and workshops. This work validated 10 services: the most evident were "food", "diving sites", "research" and "inspiration". We also showed that even in very close-by sites, slight differences in the bundle of services may occur, and we highlighted knowledge gaps especially concerning those services (so-called regulating services) that help to regulate environmental impacts of other phenomena. This work concluded that there is a strong need to employ a referential frame to identify and then estimate services based on local criteria such as: geographical and temporal scale, size of the population of beneficiaries, value of the benefits, and state of ecosystem well-being. These results are a basis for further evaluation of these ecosystem services and can indicate their positive contribution to local decision-making concerning the regulation and management of coralligenous habitats.

Keywords: experts knowledge, Marseille, Port-Cros, appraisals, interviews, workshops, questionnaire, coralligenous habitats, ecosystem services, local-scale, concept application.

25	Contents	
26		
27	1	Introduction3
28	2	Materials and methods6
29	2.1	Locations.....6
30	2.2	Preliminary list of ecosystem services based on literature9
31	2.3	Expert survey10
32	2.3.1	Experts panel13
33	2.3.2	Interviews.....13
34	2.3.3	Questionnaire.....14
35	2.3.4	Workshops17
36	3	Results17
37	3.1	Acceptance of ecosystem services17
38	3.2	Importance and classification of the ecosystem services19
39	3.3	Differences in ecosystem services offer among the locations (Marseille vs Port-Cros)23
40	4	Discussion.....24
41	5	Conclusions and perspectives30
42		
43		

44 **1 Introduction**

45 Coralligenous habitats are considered to be some of the more complex marine habitats [Paoli *et*
46 *al.*, 2016] and their at least 1666 species reported by Ballesteros [2006] contribute actively to the
47 biodiversity of the Mediterranean sea. Such great biodiversity and coastal location suggest that
48 these habitats provide many ecosystem services. Studying these services helps to fill a gap in the
49 literature: services from marine ecosystems are less studied than those of terrestrial ecosystems
50 [Beaumont *et al.*, 2007]. There is almost no literature dealing with ecosystem services provided by
51 coralligenous habitats while there is a relative abundance of literature on ecosystem services
52 provided by other marine habitats: seagrasses [Nordlund *et al.*, 2016], coral reefs [Moberg and
53 Folke, 1999], deep marine ecosystems [Armstrong *et al.*, 2012], coastal ecosystems [Liquete *et al.*,
54 2013].

55 Since Marion [1883] first described them in Marseille, coralligenous habitats have been the
56 subject of a relatively small but rapidly increasing number of studies. The main studies are
57 referenced in Ballesteros [2006]. Besides, during the last five years some indicators have been
58 created specifically to measure the status of coralligenous habitats [Deter *et al.*, 2012, Gatti *et al.*,
59 2015, Doxa *et al.* 2016, and Sartoretto *et al.*, 2017]. These indicators confirm the interest of
60 ecologists in coralligenous habitats, while there is still no literature dealing with the economics
61 aspect of coralligenous habitats.

62

63 Coralligenous habitats are encountered along most of the Mediterranean coasts but they are
64 mainly studied in the North-western region. Figure 1 show typical coralligenous habitats of
65 Marseille. Existing from 20 m to 120 m under the surface of the sea [Ballesteros, 2006], these

66 habitats are very complex and heterogeneous assemblages, which differ from one Mediterranean
67 region to another. Thus ecologists hardly agree on a common definition. In this study we use the
68 most consensual definition of coralligenous habitats: *hard substrates of biogenic origin that are*
69 *mainly produced by the accumulation of calcareous encrusting algae growing in dim light*
70 *conditions, and unique calcareous formations of biogenic origin in Mediterranean benthic*
71 *environments* [Ballesteros, 2006]. As reviewed by Ballesteros [2006] coralligenous habitats are
72 threatened by large-scale events, waste waters [Hong, 1980]., physical impacts from diving
73 [Garrabou *et al.*, 1998 ; Harmelin & Marinopoulos, 1994] or fishery activities [Bell, 1983 ; Garcia-
74 Rubies & Zabala, 1990] and invasive species [Piazzi *et al.*, 2005]. And more recent studies showed
75 that sea acidification is also a threat to coralligenous habitats [Martin *et al.*, 2009, 2013; Nash *et*
76 *al.*, 2016]. Their extremely slow development make their recovery from these impacts very limited.
77 In this study we focused on sites in the North-western Mediterranean Sea where coralligenous
78 habitats are closest to the surface, which favors their observation and interaction with human
79 beings.



80

81

Figure 1: Typical coralligenous habitats of Marseille. Photocredits : Frédéric Zuberer (OSU Pythéas)

82 The concept of ecosystem services has been used since the 1960's in order to raise awareness
83 of human dependency on nature and the need to preserve nature for the sake of human well-
84 being. The Millenium Ecosystem Assessment (MEA) [2005], the proceeding of The Economics of
85 Ecosystems and Biodiversity (TEEB) [UNEP (United Nations Environment Programme), 2010] and
86 the Common International Classification of Ecosystem Services (CICES) [Haines-Young and
87 Potschin, 2010] show a common international and cross-disciplinary academic effort to define and
88 classify ecosystem services in order to facilitate their assessment. However, there is a break
89 between the MEA-TEEB and the CICES concerning both the definition and the classification of
90 ecosystem services. The MEA and TEEB adopted wide understandings of ecosystem services and
91 both included *supporting services* as a category of ecosystem services. Respectively, ecosystem
92 services are defined by the MEA as *benefits that ecosystems provide* and by TEEB as *the direct and*
93 *indirect contributions of ecosystems to human well-being*. These definitions are coherent with a
94 classification of ecosystem services into four categories: provisioning, regulating, cultural and
95 supporting. However, these wide definitions and classifications can lead to some confusion when
96 the economic contributions of ecosystem services are assessed. In the prospect of undertaking an
97 economic valuation, the CICES followed the more restrictive definition of ecosystem service
98 proposed by Boyd and Banzhaf [2007] with the aim to avoid double-counting of some categories:
99 *components of nature, directly enjoyed, consumed, or used to yield human well-being*. In this study
100 we opted to include the supporting services, since our aim at this step was not to make an
101 economic valuation but to gather the maximum available knowledge regarding the services
102 provided by coralligenous habitats and to test the application of the concept of ecosystem service
103 with experts on local sites. However, we consider the definition of Boyd and Banzhaf [2007] more
104 suitable for further economic valuation.

105

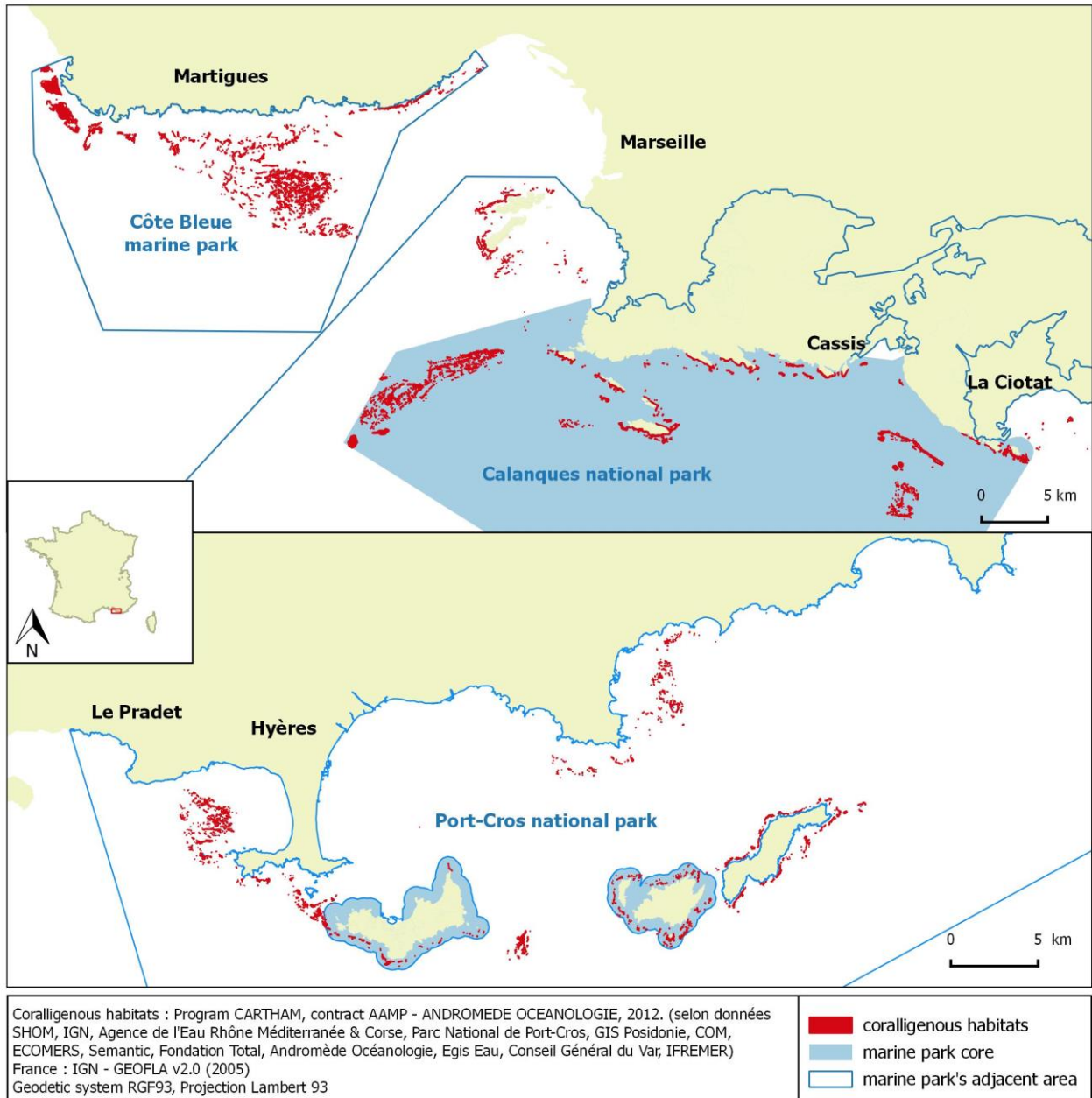
106 As underlined by Levrel *et al.* [2017], *one of the main issues with the concept of ecosystem*
107 *services is its absence on the ground in concrete operational decision-making.* An aim of the
108 present study is to apply the ecosystem service concept to a complex and relatively unknown
109 ecosystem at an operational management scale. To accomplish this we identified the bundle of
110 ecosystem services provided by coralligenous habitats in the sites of the Marseille bay and the
111 Port-Cros national park. The small-scale of this project enabled us to work with a common
112 reference of coralligenous habitats despite their variability. It also enabled the investigation of
113 practical issues since stakeholders could be identified precisely and we could gather experts who
114 had a deep knowledge of the site. We gathered expert opinions on the ecosystem services
115 regarding their importance and their possible variation from one location to another. This was
116 done through complementary methods: interviews, an online questionnaire and workshops.

117 **2 Materials and methods**

118 **2.1 Locations**

119 The two study locations were the "Marseille site" and the "Port-Cros site". The Marseille site
120 encompassed the coastal and marine zone from Martigues to La Ciotat, including the Côte Bleue
121 marine park and the Calanques national park. The Port-Cros site included the marine core and
122 adjacent area of Port-Cros national park. Figure 2 displays the two studied sites, and indicates the
123 location of coralligenous habitats and the marine protected areas. We chose Marseille and Port-
124 Cros because they present similarities in terms of coralligenous habitats but differences in terms of
125 economic and social contexts. Both sites harbor abundant coralligenous habitats, considered as
126 some of the most beautiful across the French Mediterranean coast [Tribot *et al.*, 2016]. Those

127 coralligenous habitats can be considered to be quite homogeneous compared to other
128 coralligenous habitats along the Mediterranean coasts. They are mostly on vertical cliffs, between
129 depths of 20 m and 50 m [Hong, 1980, Laborel, 1961], and their communities are often dominated
130 by gorgonians. Both sites include marine protected areas but with varying ages: the Port-Cros
131 national park (since 1963), the Calanques national park (since 2012), and the marine park of the
132 Côte Bleue (since 1983). There is an abundance of historical ecological data in those areas [Marion,
133 1883, Pérès and Picard, 1951, Hong, 1980, 1982, Witkowski *et al.*, 2016]. Human impact is much
134 higher in the Marseille site than in the Port-Cros site. Marseille is the second largest city in France
135 with about 852,000 inhabitants (INSEE, 2012). This city is located in a department of almost 2
136 million inhabitants and is the first French Mediterranean harbor. At the Port-Cros site, the main
137 town, Hyères, counts about 56,000 inhabitants in a *département* of only about 1 million
138 inhabitants. Both sites include islands where most of the coralligenous habitats are found..
139 Marseille islands are closer to the mainland than Port-Cros islands, thus the former are more
140 accessible than the latter. In both sites diving activities are intense and regulated while
141 professional artisanal fishing activities are regulated and declining.



142

143 *Figure 2: Map of the two studied areas. Top: the Marseille site (including the bay of Marseille, the marine park of the Côte Bleue and*
 144 *the national park of the Calanques). Down: the Port-Cros site (including the national park of Port-Cros and its marine adjacent area*
 145 *in the bay of Hyères).*

146

147 **2.2 Preliminary list of ecosystem services based on literature**

148 The literature was investigated in 2015 previously to the survey in order to identify services to
149 submit in the online questionnaire. The literature published in 2016 was added ex-post to
150 completed our review but could not be a basis for the experts survey. Our literature review
151 included peer-reviewed articles available on Google Scholar and on the CNRS portal, reports on
152 the studied protected marine areas and books. The only document which explicitly mentioned the
153 ecosystem services provided by coralligenous habitats were the ones written by Mangos *et al.*
154 [2010], which was a large scale project that estimated the economic benefits of five marine
155 ecosystems in the entire Mediterranean Basin. This work contrasted with our objective, which was
156 to validate the existence of ecosystem services provided by a specific ecosystem at a small-scale.
157 Other references suggested, in different terms, some ecosystem services provided by
158 coralligenous habitats, or mentioned ecosystem services provided by other ecosystems sharing
159 with coralligenous habitats the relevant characteristics implied in the supply of the service
160 mentioned (table 1).

161 A preliminary list of ecosystem services potentially provided by coralligenous habitats was
162 assembled from the literature and was completed with input from expert interviews. This list
163 included 15 ecosystem services, which were submitted to the 43 experts via the online
164 questionnaire and the workshops. The ecosystem services included in the preliminary list are
165 presented in the table 2. The preliminary list was established independent of location.

166

167

Table 1: Literature supporting the existence of ecosystem services provided by coralligenous habitats.
In grey: literature published after our survey with experts.

Ecosystem service	Illustrating references	Comments
Food	Harmelin 1990, Mangos <i>et al.</i> 2010, INPN MNHN 1170-14, Witkowski 2016, Paoli <i>et al.</i> 2016	Targeted species are not only found only in coralligenous habitats even it it might be their preferable habitats. Fishing is usually done not directly on coralligenous habitats but at the edge. Mangos <i>et al.</i> Provide a rough estimation of quantities of species caught over coralligenous habitats, using FAO data and expert knowledge to determine the species distribution between habitats.
Red coral production	Liverino 1989, Ascione 1993, Santangelo <i>et al.</i> 1993, Santangelo and Abbiati 2001, Paolini 2004, Ballesteros 2006, Tsounis <i>et al.</i> 2007, Mangos <i>et al.</i> 2010, Allemand 2012, Paoli <i>et al.</i> 2016.	Red corals can be found in coralligenous habitats, but not only there. For many years, they have been over-exploited and with impacting tools. Nowadays there are regulations for the harvesting (in France basal diameter must be over 7mm, depth>50m). Red corals have also a strong cultural value in the Mediterranean basin, and divers enjoy to see it alive as well.
Diving spot	Harmelin 1993, Mangos <i>et al.</i> 2010, Chauvez <i>et al.</i> 2012., Plouvier 2015, Paoli <i>et al.</i> 2016.	From depth 0 to 60 m coralligenous habitats are commonly reachable and targetted by recreational divers enjoying their spectacular landscapes, built by gorgonians and orther macro and colored fixed specied, and the dense populations of macro vertebrates gravitating around.
Support for scientific discoveries	Jares-Erijman <i>et al.</i> 1991, Ballesteros 2006, Leal <i>et al.</i> 2012,,Paoli <i>et al.</i> 2016, Jaspars <i>et al.</i> 2016.	Ballesteros reported 1666 specied and 250 scientific references about coralligenous habitats previous to 2006. Many substances, useful to an anthropogenic point of view, can be extracted from organisms thriving in animal forests (eg. anticancer, anti-inflammatory, HIV treatments). The families of sponges and cnidarians are known have a potential to provide active compounds, and most of the species well represented in coralligenous habitats are still not analyzed. For example <i>Crambe crambe</i> provides the crambescidins (antiviral and cytotoxic compounds). Scientists can also use bio-constructions to track changes in the marine environment.
Aesthetic, inspiration	Mangos <i>et al.</i> 2010, Tribot <i>et al.</i> 2016, Paoli <i>et al.</i> 2016	Coralligenous habitats are very rich in colours, structures, species. Divers take pictures of it and share their images. Coralligenous habitats are often represented in underwater photographic competition.
Biodiversity existence	Ballesteros 2006, Mangos <i>et al.</i> 2010.	Biodiversity may be consider as cultural service in the sense that people can give it an existence value for itself, and not consider the use they can make of it. But usually it is not considered as a service but as the ecosystem structure.
Carbon sequestration	Mangos <i>et al.</i> 2010, Paoli <i>et al.</i> 2016	Bioconstructions of calcareous organisms use carbon to build their calcareous squeleton. They may act as carbon sink.
Water filtration	Mangos <i>et al.</i> 2010, Paoli <i>et al.</i> 2016	Corals, sponges and other filter feeders contribute to the absorption of suspended particulate matter.
Coast stabilization	Cesar <i>et al.</i> 2004, Paoli <i>et al.</i> 2016	This service has been reported for reef type ecosystems such as coral reef
Bio-indicator	Sartoretto <i>et al.</i> 2017	Indexcor is an indicator which use coralligenous habitats to indicate the water quality.
Nursery	Mangos <i>et al.</i> 2010, Paoli <i>et al.</i> 2016.	As coastal habitats with a very complex structure which constitute refuges for species, coralligenous habitats may provide nurseries and spawning beds to halieutic species. But this function is hard to study since juveniles are difficult to find cavities.
Habitat and refuge	Ballesteros 2006, Paoli <i>et al.</i> 2016.	Ballesteros report the species living in coralligenous habitats. Paoli <i>et al.</i> , confirm that the great structural complexity provide habitats to various species.

Table 2: Definition of the 15 services submitted in the online questionnaire.

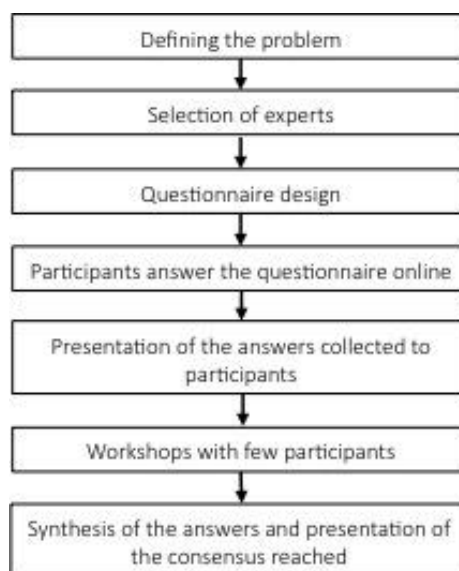
CICES themes	Ecosystem service short name	Definition of the ecosystem service
Provisioning	Food	Wild stocks of species that professional fishermen fish, restaurants serve, people eat and savour. Species examples : <i>Scorpaena scrofa</i> , <i>Palinurus elephas</i> , <i>Homarus gammarus</i> .
	Red coral	Wild stocks of red corals that professional coral fishermen harvest, jewellers shape and sell, people enjoy as ornamental or jewellery.
	Aquarium	Wild stock of individuals exceptionnally captured for public aquariums.
Cultural and social	Diving spot	Landscape and biodiversity for divers enjoyment.
	Angling spot	Species that recreational spearfishermen enjoy.
	Spearfishing spot	Landscape and species that spearfishers enjoy.
	Research	Support for scientific discoveries (ecology, biology, medicine, ...)
	Inspiration	Enjoyment and inspiration by aesthetic characteristics through in situ visit or media.
	Biodiversity	Enjoyment of coralligenous specific biodiversity.
Regulation and maintenance	Carbon sequestration	Global climate regulation by carbon sequestration.
	Water filtration	Biological filtration of pollutants by filters.
	Coastline stabilization	Protection from the erosion of the coastline by physical characteristics of the bioconcretioned reefs.
	Bio-indicator	Indication on the quality of local environment.
	Nursery	Essential habitat for juveniles which use other habitats for the other stage of their life cycle.
	Habitat and refuge	Favourite habitat and refuge for some species.

171

172

173 2.3 Expert survey

174 Since the literature review revealed few studies clearly describing the ecosystem services provided
175 by coralligenous habitats, an expert survey was employed to expand our understanding of them.
176 We carried out the survey between October 2015 and June 2016 in three steps: individual face-to-
177 face interviews, an online questionnaire and workshops (table 2). This three-step approach
178 enabled us to gather individual and shared points of view, and to handle open and closed answers
179 in a funnel-shaped way. All the 43 experts answered the online questionnaire, but only 8 of them
180 were interviewed face-to-face and 16 participated to the workshops. Our survey protocol was
181 inspired by the Delphi method: a method that uses several rounds of survey amongst a panel of
182 experts to reach a consensus, and is *a flexible research technique well suited when there is*
183 *incomplete knowledge about a phenomenon* [Skulmoski and Hartman, 2007]. This method involves
184 obtaining individual points of views through an iteration process in which participants are aware of
185 the answers of other participants. The detailed process of the expert survey is displayed in figure
186 3.



187
188 *Figure 3: Protocol applied for the survey, inspired from the Delphi method.*
189

190 **2.3.1 Experts panel**

191 Following Krueger *et al.* [2012] we considered as an expert any person having *relevant and*
 192 *extensive knowledge or in-depth experience in relation to coralligenous habitats and/or their use or*
 193 *management in one or both of the sites studied.* The expert pool was formed by 43 individuals
 194 from Marseille (25) and Port-Cros (18) sites. They were selected for their profiles: researchers
 195 (ecologist or economist), managers of marine protected areas, professional artisanal fishermen,
 196 representatives of diving activities (federation or structures), divers, and people monitoring
 197 coralligenous habitats. Their distribution among profiles and sites is presented in table 3.

198 *Table 3: Profiles of the 18 experts of prot-Cros site and 25 experts of Marseille site. An expert can corresponds to several profiles.*

Researchers						MPA managers		Other professions			
Ecologists		Economists		Others				Diving structure		Artisanal fishermen	
MRS	PC	MRS	PC	MRS	PC	MRS	PC	MRS	PC	MRS	PC
11	2	3	0	0	1	5	5	2	1	2	3

199

200 **2.3.2 Interviews**

201 Interviews were carried out to obtain some deep knowledge that could not be gathered through
 202 questionnaires or focus groups. The interviews helped to complete the preliminary list of
 203 ecosystem services and to confirm our findings from the literature. It was also a preliminary step
 204 to prepare the questionnaire. While the absolute number of experts were few, the total number of
 205 experts in these two locales is very small. Our panel thus represented most of the available
 206 expertise. The experts selected for the interviews had very specific knowledge on at least one of
 207 the following subjects: artisanal fishery (including red coral), diving, coralligenous habitats general
 208 ecology or characteristics of a taxonomic group (algae, sponges, fishes, red coral). The fishermen

209 selected represented the diversity of fishing practices, targeted species and sites. In many cases
210 their professional constraints prevented them from attending the workshops, but they were able
211 to grant us in-situ interviews. Interviews were conducted individually face-to-face in a semi-
212 directive way, lasting between 40 and 90 minutes, and were recorded and transcribed.

213

214 **2.3.3 Questionnaire**

215 The questionnaire was performed online, using the software © Limesurvey (version 2.06+ Build
216 150731). It contained 25 questions grouped in 6 parts: vocabulary issues, list of services,
217 importance of services, pressures, management, and respondents' profiles. The entire
218 questionnaire is available on demand. In this paper we focus on 2 parts of the online
219 questionnaire: the list of services and their importance. Most of the closed questions followed a
220 Likert-type scale with five levels. The online questionnaire was fully completed by the 43 experts
221 who each answered about one of the sites. Respondents took 30 minutes on average to answer
222 the questions.

223

224 **Acceptance of ecosystem services.** This issue was treated in question 3 "Is this an ecosystem
225 service provided by coralligenous habitats?". We rank-ordered the services according to the
226 frequencies of answers and applied a like-lexicographical method on the five modalities of
227 answers: Yes I'm sure/ Yes I think/I don't know/No I don't think so/No I'm sure it's not. We tested
228 different hierarchies of modalities (presented in the figure 4), when applying the lexicographical
229 order, to test the ranking consistency. Regarding the frequency thresholds we classified the 15
230 services *a posteriori* in four acceptance categories. We chose the thresholds between categories in
231 such a way as to maximize the consistency of the groups. As observed in figure 4, the merging of

232 services in categories are consistent regardless of the hierarchy of modalities chosen (see cases A,
233 B, and C). In the first class we included the services with the highest frequencies of positive
234 answers. Those services were considered to be provided by coralligenous habitats by all experts:
235 more than 90% of them were sure of their answer. In the second class we included services
236 gathering more than 80% of positive answers, independent of the status in the first class. In the
237 third class we included services not falling in the previous classes and gathering more than 20% of
238 "I don't know" answers and fewer than 10% of negative answers. In the fourth class we put
239 services gathering more negative and uncertain than positive answers.

240 **Importance and ranking of ecosystem services.** To explore this aspect, we used a set of four
241 questions in the online questionnaire. First, (through question 5) experts were asked to state a
242 level of importance of services provided in the studied site. A Likert-type scale with a set of four
243 items ("strong importance", "medium importance", "low importance" and "Do not know") was
244 used. To confirm this judgment, later in the questionnaire (through question 9) experts had to
245 select at least six services that they considered as main services provided by coralligenous
246 habitats in the studied site. Finally (in question 10), experts had to rank these services: "1" for the
247 most important, "2" for the subsequent service, and so on. When experts didn't select a service in
248 the first part of the questionnaire, this service was not proposed to them for the following
249 questions and thus the item "no answer" was automatically generated and included in the
250 analysis.

251 Services were ordered three times according to the answers obtained through the three questions
252 dealing with importance (questions 5, 9 and 10) and we compared the results displayed in figures
253 5 and 6 and table 4. Figure 5 displays the services ranked according to the frequencies of the
254 answers obtained through the question 5, ordered as follow: "strong", "medium", "low", "I don't

255 know", and "no answer". As a cross-check of these results, a second question dealing with
256 importance (question 9) ranked the services according to the number of experts who select them
257 as most important. The results of this are displayed in figure 6. Then, we aggregated the
258 individuals rankings obtained from the last question dealing with importance (question 10) by
259 putting in first position the service mostly placed in this position, then in second position
260 (respectively third, etc...) the service placed mostly in first or second position in the individuals
261 rankings (respectively in first, second or third, and so on) : see table 4.

262 Lastly, a question enabled exploration of the specific meaning of "importance" to each expert.
263 Each of them was asked to define his/her own criterion of importance, the one s/he used to rank
264 services. We proposed four definitions of importance as follows: a service is more important if..."it
265 is at the basis of other services" / "it is perceived by more people" / "it impacts more people" / "it
266 is more threatened". The experts didn't reveal any other definitions of importance in the online
267 questionnaire but they discussed this issue during the workshops.

268 **Further analyses.** Our panel of experts was limited (43 individuals) but represented most of the
269 relevant experts of the sites. We conducted basic statistical analysis of the answers collected via
270 the online questionnaire: frequencies, mean and median, and a test of independence. In order to
271 cross-reference the results from questions about acceptance and importance we transformed the
272 modalities of acceptance into scores from 1 to 5, and the modalities of importance from 1 to 4.
273 The mean and median scores of the 43 answers were then calculated. The plots of these results
274 are displayed in the figures 8 and 9. A comparison of the results of different groups of experts
275 representing the two geographical groups (Marseille and Port-Cros) was undertaken using the
276 Fisher exact test. The results of this test are discussed in section 3.3 of this report.

277 **2.3.4 Workshops**

278 The main objective of the workshops was to help the interpretation of the answers obtained
279 through the online questionnaire, and to more deeply investigate differences. Experts were
280 encouraged to discuss especially the controversial points and seek consensual answers. We
281 conducted two one-day workshops: one took place on the 3rd of December 2015 including 11
282 experts from the Marseille site; a second took place on the 16th of June 2016 with 6 experts from
283 Port-Cros.

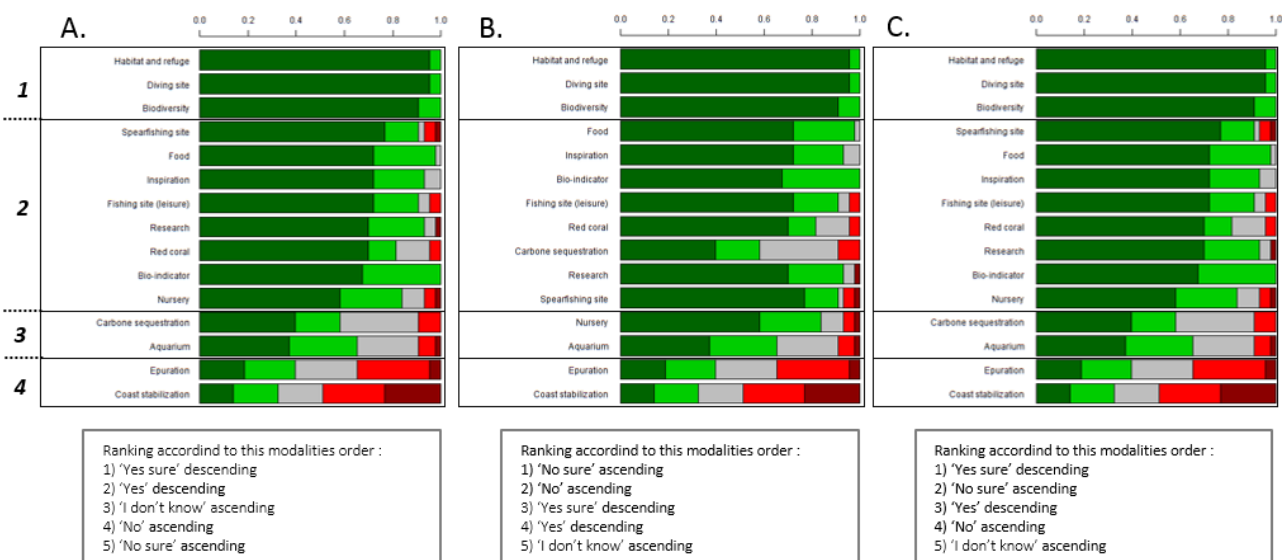
284 This last step of our survey protocol allowed us to get precise information about the ecosystem
285 services available at each of the study sites. Thus, we were able to compare results obtained from
286 both study sites in terms of ecosystem services perceived by the expert panel as actually provided
287 by coralligenous habitats at this small scale.

288 **3 Results**

289 **3.1 Acceptance of ecosystem services**

290 **Online questionnaire.** Analysis of the answers to the online questionnaire indicates that services
291 are distributed across four categories with respect to the experts' opinion as follows (figure 4). The
292 services "habitat and refuge", "diving", and "biodiversity" are the services accepted unanimously
293 (category 1). The services "food", "Inspiration", "spearfishing", "angling", "research", "red coral",
294 and "bio-indicator" are accepted by the majority of experts (category 2). The category 3
295 corresponds to very uncertain services: the service "aquarium" is consistent in this category while
296 the services "nursery" and "carbon sequestration" are borderline with the category 2. Finally, the

297 services "water filtration" and "coast stabilization" are mostly not accepted by experts (category
 298 4).



299

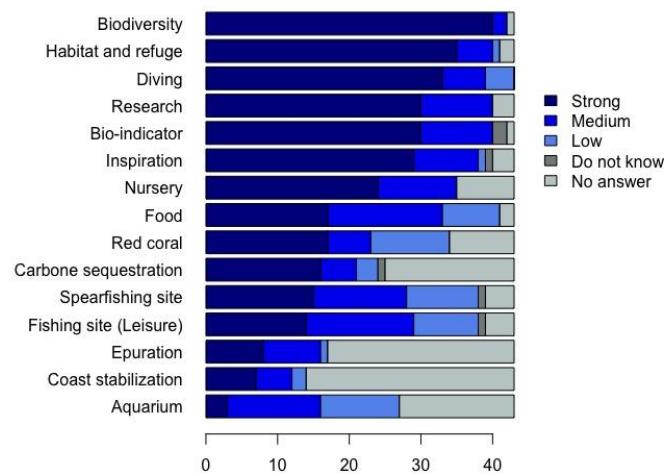
300 *Figure 4: Answers to the question 3 "Is this an ecosystem service provided by coralligenous habitats?" of the online questionnaire.*

301

302 **Workshops.** During the workshops, the participants discussed the questionnaire results and
 303 collectively revised some of their initial assessments and came to a consensus: they finally stated
 304 that they could only refute the ecosystem service "Coast stabilization". Their argument was that
 305 the coralligenous habitats that could play this role are the flat types, bioconcreting, but those
 306 usually exist at depths too deep to impact the coastline. They weren't confident enough to
 307 categorically refute the other controversial services such as "water filtration" and "carbon
 308 sequestration": they mostly agreed on the fact that many species are filter feeders and that
 309 calcareous species use carbon to build their skeletons. However they doubted the capacity of
 310 coralligenous habitats to impact the global environment and didn't agree on the relative volume
 311 occupied by coralligenous habitats compared to other benthic habitats (*Posidonia* meadows was
 312 often taken as a reference). Thus, these last two services remain controversial.

313 **3.2 Importance and classification of the ecosystem services**

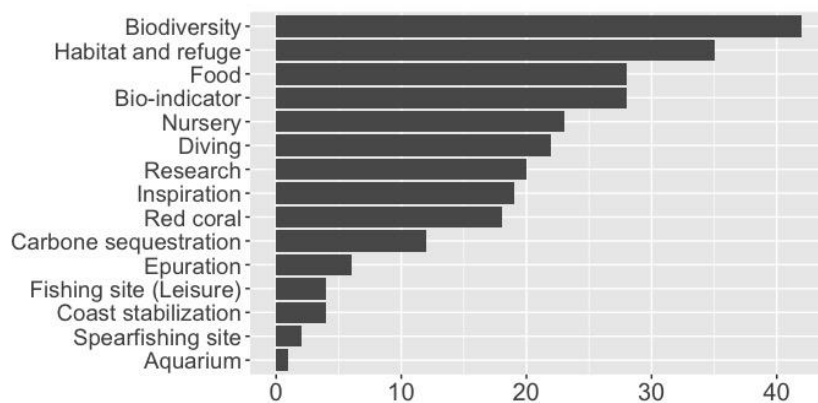
314 **Online questionnaire.** All services were selected at least by one expert to be a part of *the most*
 315 *important* (see figure 6) and also to be of *strong importance* (see figure 5). The ranking of services
 316 varies with the method used. However according to the concordant results presented in figures 6
 317 and 5 and table 4 there are four distinct categories of importance. We included in this ranking all
 318 services presented in the preliminary list.



319

320 *Figure 5: Experts'answers to the question 5 of the online questionnaire "According to you, how important is this service [in the*
 321 *studied site] ?". The status "no answer" was generated automatically when an expert did not select the service in the question 3.*

322



323

324 *Figure 6: Number of experts who selected each service at question 9 ("Select the most important services") of the questionnaire.*
 325 *Experts must select at least 6 services and could select only the services they previously selected as "existing" services in question 3.*

326
327

Table 4: Answers obtained from the question 10 of the online questionnaire ("Rank the services you have selected as most important"). The table shows the cumulative numbers of positions 1 to 7 in the individual ranking of experts.

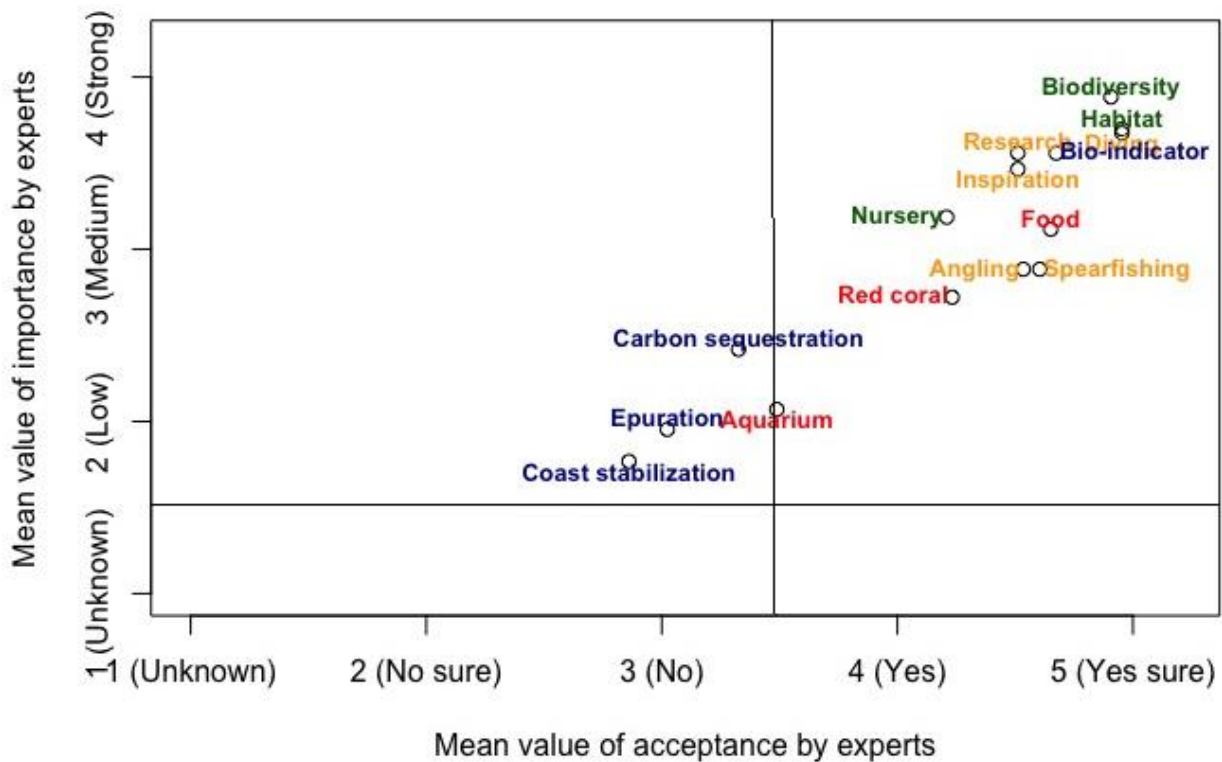
	1	1 + 2	1 to 3	1 to 4	1 to 5	1 to 6	1 to 7
Biodiversity	35	37	41	42	42	42	42
Habitat and refuge	5	26	32	35	35	35	35
Nursery	2	7	16	19	22	23	23
Food	0	7	11	19	24	28	28
Diving site	1	4	10	13	16	22	22
Research	1	3	6	9	13	18	20
Inspiration	2	5	7	9	14	17	19
Red coral	3	3	5	10	13	16	18
Carbone sequestration	2	6	7	8	11	12	12
Water filtration	2	3	0	7	8	8	8
Coastline stabilization	1	2	2	2	4	4	4
Angling site	0	1	2	2	3	4	4
Spearfishing site	0	0	0	1	1	2	2
Aquarium	0	0	1	1	1	1	1
Bio-indicator	0	0	0	0	0	0	0

328

329 With respect to the experts' opinions, the most important services (category 1) are "biodiversity"
 330 and "habitat and refuge": "biodiversity" was selected by 42 experts as part of the most important
 331 services and placed in first position by 35 experts, "habitat and refuge" was selected by 35 experts
 332 as part of the most important services and was placed in first position by 5 experts and in second
 333 position by 21 experts. The services "diving ", "research", "nursery", "inspiration" and "food" are
 334 part of the category 2 that we called "services of strong importance". In the category 3, services of
 335 medium importance, we included the services "red coral" and "carbon sequestration". Finally, the
 336 services "water filtration", "angling", "spearfishing", "aquarium" and "coast stabilization" were put
 337 in category 4: services of low importance. The service "bio-indicator" is subjected to non-
 338 concordance between rankings methods: it was selected by 65% of the experts as part of the most
 339 important services, was stated of "strong importance" by 68% but then ranked in the last position

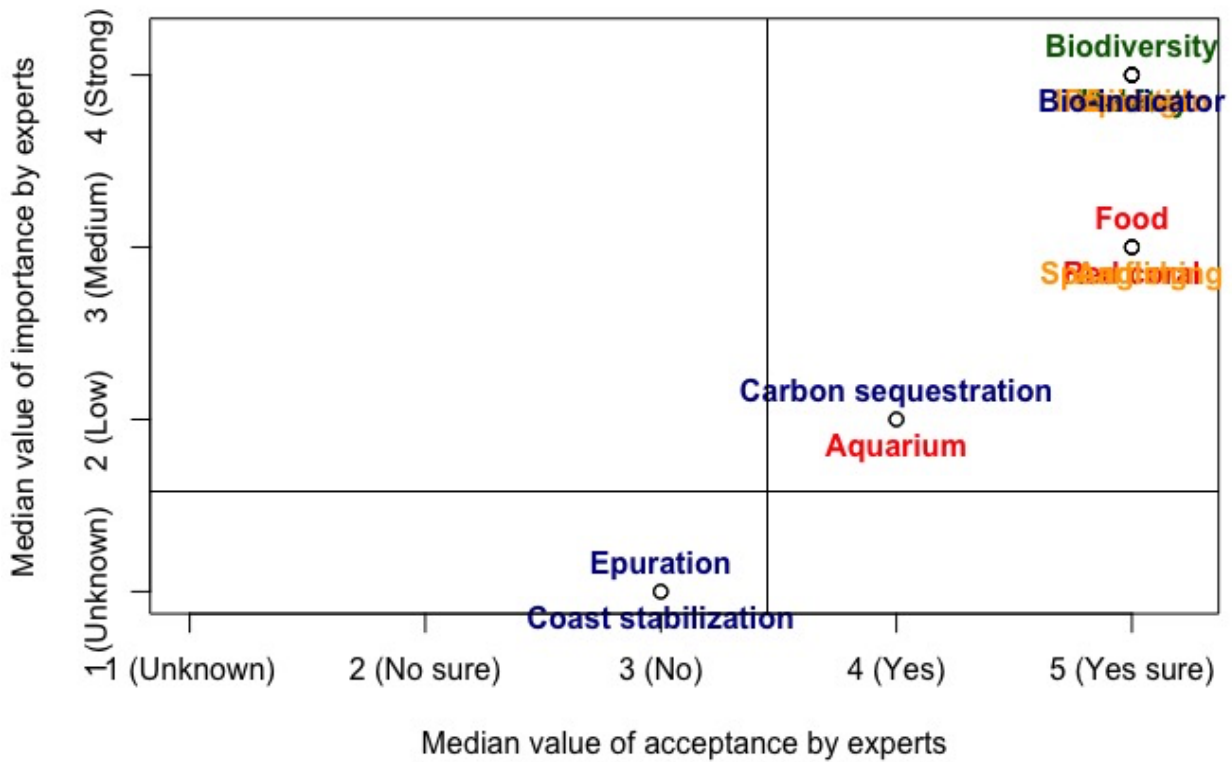
340 when experts had to directly compare it to other services. Thus we didn't attribute to it a
 341 consensual level of importance.

342 Both figures 7 and 8 display a positive relationship between acceptance and importance of
 343 ecosystem service. Those figures distinguish services accepted and very important ("biodiversity",
 344 "habitat and refuge", "bio-indicator", "research", "diving", "inspiration" and "nursery"), services
 345 accepted and of medium importance ("food", "red coral", "angling" and "spearfishing"), services
 346 controversially accepted and classified ("carbon sequestration" and "aquarium"), and services not
 347 accepted ("water filtration" and "coast stabilization").



348

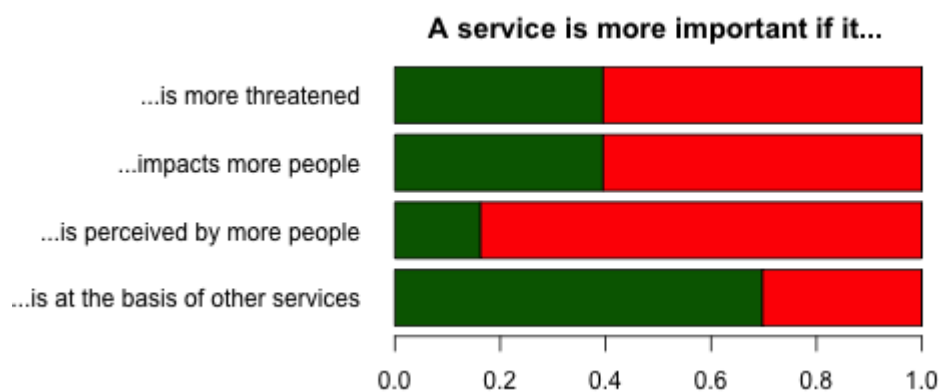
349 *Figure 7: Mean of the scores given by the 43 experts concerning the acceptance of ecosystem services in question 3 ("Is it an*
 350 *ecosystem service provided by coralligenous habitats?") and the importance of the ecosystem services (answers to the question 5*
 351 *"How important is this ecosystem service?") obtained through the online questionnaire.*



352

353 *Figure 8: Mean of the scores given by the 43 experts concerning the acceptance of ecosystem services in question 3 ("Is it an*
 354 *ecosystem service provided by coralligenous habitats ?") and the importance of the ecosystem services (answers to the question 5*
 355 *"How important is this ecosystem service ?") obtained through the online questionnaire).*

356 The criterion mostly used to rank the services according to the declaration of the experts was
 357 "a service is more important if it is at the basis of other services" (selected by 70% of the experts).
 358 40% of the experts also used the criteria "impacts more people" and "is more threatened". Only
 359 20% of them declared using the criteria "is perceived by more people" (see figure 9). These results
 360 confirm that experts placed the supporting services at the head of the ranking.



361

362
363

Figure 9: Percentage of experts who declared that they used the criterion in their ranking of the importance of services. Legend : green=yes, red=no.

364

365

366

367

368

Workshop. Except as noted above, previous results obtained through the online questionnaire were confirmed during the workshops. It can be noted that the services "water filtration" and "carbon sequestration" were considered to be more likely not significant according to the actual scientific knowledge of the bio-physical mechanisms underlying these services and the volume of water potentially treated by coralligenous habitats compared to the whole Mediterranean Sea.

369

370

3.3 Differences in ecosystem services offer among the locations (Marseille vs Port-Cros)

371

372

373

374

375

376

377

378

Among the fifteen ecosystem services, a divergence for four of them can be observed between the expert opinions of Marseille (25) and Port-Cros (18) concerning the questions 3, 5 and 9 of the online questionnaire: "red coral", "water filtration", "nursery", "coast stabilization". The service "coast stabilization" was the one triggering the most divergent opinions: it was considered as not existing by 72% of the experts of Marseille but only by 16% of the experts of Port-Cros (Fischer exact p-value = 0.0051). The service "Red coral" was considered existing and important by 96% experts of Marseille while only by 61% experts of Port-Cros (Fischer exact p-value = 0.0062). On the contrary the ecosystem service "water filtration" was considered important by 44% of the

379 experts of Port-Cros but not by the experts of Marseille (this difference is confirmed by the Fischer
380 exact p-value = 0.0007). Likewise, the service "nursery" was considered important by 83% of the
381 experts of Port-Cros but by only 36% of the experts of Marseille (this difference is confirmed by
382 the Fischer exact p-value = 0.0059)

383

384 **4 Discussion**

385 **Reliance on experts.** In the absence of scientific evidence, experts' experience is the best
386 knowledge proxy available even if subjectivity cannot be avoided and if consensus does not
387 guarantee scientific veracity. This study relied on 43 experts for two North-western Mediterranean
388 sites. This sample is significantly more robust than those in other studies treating similar issues at a
389 large scale: for example Beaumont *et al.* [2007] consulted 21 experts about ecosystem services
390 provided by marine ecosystems globally, Nordlund *et al.* [2016] consulted 91 experts to deal with
391 the different types of seagrasses in the whole world.

392 **The list of ecosystem services.** Thanks to the experts and literature the status of services proposed
393 in our preliminary list has been established as shown in Figure 10. We can now affirm that the
394 services "diving", "food", "inspiration", "research" and "bio-indicator" are actually provided by
395 coralligenous habitats in the study sites, and surely provided by coralligenous habitats of other
396 sites. Apart from their status of function or service, "biodiversity" and "habitat and refuge" have
397 been validated by all experts to be provided by coralligenous habitats of any type and any site. The
398 services "red coral", "aquarium", "spearfishing", and "angling" were validated with less confidence

399 due to their unestimated but probably low benefits. The service "red coral" was provided in one of
400 the study sites. It should be provided in all areas well stocked, with possibility of harvesting and
401 human demand. However it may be anecdotal in term of population impacted by the benefits. The
402 same may be true for the service "aquarium" which is certainly even more anecdotal. The services
403 "spearfishing" and "angling" are recreational activities practiced in the studied sites, but the
404 proportion of activity practiced on coralligenous habitats is unknown, it could be either low or
405 high, experts were not able to estimate any tendency. The services (or function) "water filtration",
406 "carbon sequestration" and "nursery" are still controversial pending scientific proof, since we
407 found no reference supporting their effectiveness and even the experience of experts was
408 insufficient to give a probability of effectiveness. The pros argument for the "carbon
409 sequestration" service is the presence of many calcareous species (especially red algae) in
410 coralligenous habitats, which used carbon to grow and then fossilize. The pros argument for the
411 service "water filtration" is the presence of many filterers such as sponges. The cons argument for
412 both is the effective regulating impact of coralligenous habitats at the global Mediterranean scale
413 and the capacity of calcareous species to capture carbon and the time of sequestration are
414 unknown. Apart from its status of function or service, the "nursery" role, as defined by Beck *et al.*
415 [2003], of coralligenous habitats would be verified only after the observations of juveniles living
416 exclusively in coralligenous habitats and moving to another habitat for their adult phase. Juveniles
417 are not easy to observe and identify, thus their observation would need a specific experiment that
418 have not been performed on coralligenous habitats to date. Finally, the service "coast
419 stabilization" was refuted predominantly through the questionnaire and unanimously through the
420 workshops, thus we removed it from the list. The study from Paoli *et al.* [2016] validated some
421 similar services provided by coralligenous habitats of italian sites such as ""natural medicine
422 availability" (research), "ornaments" (red coral), "landscapes" (diving), "habitat", "stockage of

423 energy and matter" (food), and they added the role of sediment and nutrients retention by the
 424 planar structure of gorgonians. Paoli *et al.* [2016] reported also the controversial status of "waste
 425 treatment" (water filtration), "breathable air" (carbon sequestration) and "nursery".

Ecosystem service	Status
Food	unanimously validated
Diving spot	unanimously validated
Research	unanimously validated
Inspiration	unanimously validated
Red coral	majoritarily validated
Aquarium	majoritarily validated
Angling spot	majoritarily validated
Spearfishing spot	majoritarily validated
Bio-indicator	majoritarily validated
Biodiversity bequest	majoritarily validated
Carbon sequestration	controversial
Water filtration	controversial
Coast stabilization	refuted
Ecosystem function	Status
Habitat and refuge	unanimously validated
Nursery	controversial

426 *Figure 10: Status of the 15 propositions of ecosystem services provided by coralligenous habitats after our study.*

427

428 **Definition of ecosystem service from the perspective of economic valuation.** Among the
 429 propositions of the preliminary list, all are consistent with the restrictive definition of ecosystem
 430 services recommended by Boyd and Banzhaf [2007]. To avoid double counting, "biodiversity",
 431 "habitat and refuge" and "nursery" which can also be considered as ecological functions providing
 432 a service only indirectly. However, those ecological functions can be considered all together as
 433 "lifecycle maintenance" for coralligenous and other species, which appear in the CICES list of
 434 ecosystem services (version 4.3 of January 2013), to which people can place non-use values and
 435 thus incorporate them into an economic valuation.

436 **Comparison with services provided by other coastal marine ecosystems.** We found that even if
437 less known, coralligenous habitats provide services similar to those provided by coral reefs: food,
438 ornamental and aquarium resources, habitat maintenance, recreation and tourism opportunities
439 [Elliff and Kikuchi, 2017, Moberg and Folke, 1999]. But coralligenous services are quite different
440 from those provided by *Posidonia oceanica* seagrass (considered as one of the most important
441 Mediterranean marine ecosystem together with coralligenous habitats), that are primarily
442 "nursery", "food" and "carbon sequestration" [Campagne *et al.*, 2015].

443 **Differences between sites.** Even in two nearby sites having the same type of coralligenous
444 habitats, our study highlighted a few significant differences in services supply (note that an
445 ecosystem service exists if it is **both** supplied and demanded). This suggests that the comparison
446 between very distant and heterogeneous sites may highlight even greater differences in the
447 service bundles. The origin of these differences may be from the offer side (morphotypes,
448 ecological communities, accessibility of the coralligenous habitats) or from the supply side (for
449 example peoples' perceptions, cultural habits, size of the local human population), or may arise
450 from contextual constraints (local regulations). Our results showed that opinions of experts from
451 both sites were divergent for the service "red coral", "nursery", "water filtration" and "coast
452 stabilization". The service "red coral" was more accepted and considered more important by the
453 experts of Marseille than by those of Port-Cros. We explain that divergence by the fact that there
454 are four active harvesters of red coral in Marseille area, and only one in Port-Cros area. That
455 difference can be due to higher presence of exploitable red coral in Marseille, or due to local
456 regulations or to the local socioeconomic context. Concerning the regulating services "nursery",
457 "water filtration" and "coast stabilization", we consider that the services are not provided

458 differently in both sites but that the divergence is due to experts' profiles since the group of
459 experts of Marseille had proportionally more researchers and naturalists than the group of Port-
460 Cros which was composed primarily of managers, fishermen and professional divers. Thus we do
461 not consider that differences as truly effective, and in this case (when experts' profiles are
462 unbalanced in the compared sites) we consider that the average answer (average of the two sites)
463 is more reliable.

464 **Validation and utility of the small-scale approach.** This research focused on the importance of
465 ecosystem services perceived and utilized by local experts. It assessed the importance granted by
466 experts and discussed their criteria for determining the relative importance of ecosystem services.
467 The criterion mostly used by experts was "a service is more important if it is at the basis of other
468 services". This criterion is not compatible with the strict definition of Boyd and Banzhaf [2007]
469 since it suggests that the concerned services are indirect. The large number of environmental
470 experts compared to economists may explain this result, since the questionnaire showed that
471 environmental experts mostly didn't take in account the double-counting issue while economists
472 are really aware of it. However it highlights the essential role of the indirect service of ecosystem
473 maintenance. The two other criteria mostly cited by experts were "*is perceived by more people*"
474 and "*impacts more people*". These criteria justify the elimination of very anecdotal services.
475 Indeed, the experts confirmed that the service "aquarium" is so anecdotal that it could be not
476 considered in the list of services. The basis of this observation is the minimum necessary number
477 of people that should be benefiting the service to validate it. Experts did not consider the
478 threatened status as a criterion of importance of a service. The most threatened services, certainly
479 "red coral" and "food", were not ranked based on this criterion, but on the number of
480 beneficiaries.

481 We carefully treated the issues of existence and importance separately. However, the results
482 showed an evident positive correlation of the answers to the two questions. This would have been
483 an unexpected result for a large-scale study, but for a small-scale study it confirms that a minimum
484 level of "importance" (in term of global benefits on people) confirms the existence of a service. In
485 most large-scale studies this minimum "level" of importance is not investigated. However when
486 the concept of ecosystem service is applied at a small-scale, the recognized existence of a service
487 yields a ranking of at least a minimum level of importance. The identification of ecosystem services
488 relies essentially on this condition: an ecological function can be considered as a service if and only
489 if it benefits humans. For the application purpose, our case study highlights the need for a frame of
490 reference to identify ecosystem services. In our study we constrained the geographical scale (the
491 two studied sites), but experts triggered on a minimum threshold of population impacted and the
492 perceived value of the benefits to identify ecosystem services. For example the services "red coral"
493 or "aquarium" impact very few local people but possibly have a high value (specially a high
494 economic or/and cultural value) for these people and thus reach a minimum threshold to be
495 considered as a service. The existence of a service "carbon sequestration" might depend on the
496 temporal and geographical frame: the impact might be significant only at large scale and long
497 term. These reflections lead us to think that, for the identification of an ecosystem service, a frame
498 of reference should be calibrated in term of geographical scale, size of population impacted,
499 benefits value and eventually temporal scale. For each of these criteria, a minimum threshold
500 should determine the existence of the service and then its importance can be estimated for each
501 criterion based on the distance from this minimum threshold. The category of well-being impacted
502 should also be specified in order to balance importance: does the service satisfy essential basic
503 needs for survival or only those needs related to supplementary well-being? For example, the
504 existence of favorable diving spots represents immediate benefits only, is essential to the local

505 professionals of diving, and is profitable to divers from local to distant divers. Depending on the
506 population framed, the service would be considered and valuated differently. To this perspective,
507 only studies at small-scales such as the one we implemented, can provide meaningful input to
508 policies aimed at managing the local environmental.

509 Apart from the evident positive correlation between existence and importance, we observed
510 slight variations in this correlation. For example the experts mostly accepted the services
511 "spearfishing", "angling" and "red coral" but considered them of medium-low importance. The
512 three activity-related services were considered to not be practiced by a large number of people
513 and were not supportive of other services. These results are consisten with the criterion of
514 importance highlighted by experts. We are aware that the criteria of importance of the services
515 must be considered cautiously, and that it is incorrect to balance the importance of a service that
516 is essential for the living of a small part of the population (such as the artisanal fishermen or
517 professional of diving structure), with the importance of services which affect the recreational
518 activities, and with the importance of a service which helps for the maintenance of a healthy
519 environment at an unknown level.

520

521 **5 Conclusions and perspectives**

522 The findings of this work validate the value of Ecosystem Services as a useful input to local
523 community decision making and also help to define the beneficial services provided to local areas

524 by the ecosystems of coralligenous habitat. This study presents a first attempt to list the services
525 provided by coralligenous habitats, validated by a panel of experts, plus a complementary list of
526 potential services that should not be eliminated before further research. Carrying out surveys at
527 local scales allowed us to actually decide on the existence and importance of services in both
528 studied areas. According to the expert panel, we can consider that the major services identified in
529 this study will be likely to be found in other coralligenous sites. Moreover, our survey protocol
530 could be easily extended to other Mediterranean sites to confirm it.

531 Provisioning and cultural services are quite evident and mostly accepted. But there is a
532 significant lack of knowledge about the regulation of some ecosystem services, the importance of
533 which are very uncertain. To start filling the knowledge gap regarding these services, which may be
534 essential if effective, scientific studies in two areas are clearly needed: 1) the capacity of
535 calcareous species to sequester carbon and 2) to quantify the provisioning and cultural services,
536 specific data should be collected about the recreational activities and the resources caught and
537 harvested in coralligenous habitats.

538 The application of the ecosystem service concept to coralligenous habitats at a very local scale
539 showed that the current widespread definition of ecosystem services used for the CICES must be
540 adapted to be applied and that the identification of service should always be based on a referential
541 frame (geography, time, population, benefits scales) to allow concrete operational decision-
542 making. Indeed, our study highlighted few differences in the supplying and perception of services
543 between two close-by sites with relatively similar coralligenous habitats but different socio-
544 economic context. Thus we expect that further studies made in more distant sites involving
545 differences in supply and demand would highlight further site-related differences in the bundle of
546 services.

547 Current knowledge on coralligenous habitats does not allow quantifying precisely the benefits
548 precisely, but is sufficient to use non-market valuation methods for the valuation of some of the
549 services provided.

550

551

552 **References**

553 Allemand, D. (2012). Les coraux précieux. Fiche scientifique, Institut océanographique de Monaco,
554 5 pp.

555 Armstrong, C. W., Foley, N. S., Tinch, R., and van den Hove, S. (2012). Services from the deep: Steps
556 towards valuation of deep sea goods and services. *Ecosystem Services*, 2: 2–13.

557 Ascione, C. (1993). The art of coral: myth, history and manufacture from ancient times to the
558 present. Pp. 11-36, In: Cattaneo-Vietti R., Cicogna F. (eds) Il Corallo rosso in Mediterraneo: arte,
559 storia e scienza, 263 pp. Ministero delle risorse agricole, alimentari e forestali, Roma

560 Ballesteros, E. (2006). Mediterranean coralligenous assemblages: a synthesis of present
561 knowledge. *Oceanography and Marine Biology: An Annual Review*, 44: 123–195.

562 Beaumont, N. J., Austen, M. C., Atkins, J. P., Burdon, D., Degraer, S., Dentinho, T. P., Deros, S.,
563 Holm, P., Horton, T., van Ierland, E., Marboe, a. H., Starkey, D. J., Townsend, M., and Zarzycki, T.
564 (2007). Identification, definition and quantification of goods and services provided by marine
565 biodiversity: implications for the ecosystem approach. *Marine pollution bulletin*, 54(3): 253–65.

566 Beck, M. W., Heck, K. L., Childers, D. L., Eggleston, D. B., Gillanders, B. M., Halpern, B. S., ...
567 Weinstein, M. P. (2003). The role of nearshore ecosystems as fish and shellfish nurseries.
568 *Issues in Ecology*, 11.

569 Bell, J.D. 1983. Effects of depth and marine reserve fishing restrictions on the structure of a rocky
570 fish assemblage in the north-western Mediterranean Sea. *Journal of Applied Ecology* 20, 357–
571 369.

572 Boyd, J. and Banzhaf, S. (2007). What are ecosystem services? The need for standardized
573 environmental accounting units. *Ecological Economics*, 63(2-3): 616–626.

574 Campagne, C. S., Salles, J.-M., Boissery, P., and Deter, J. (2015). The seagrass *Posidonia oceanica*:
575 Ecosystem services identification and economic evaluation of goods and benefits. *Marine*
576 *Pollution Bulletin* 97(1/2): 391-400.

- 577 Cesar, H. S. J. H. S. J. and Beukering, P. V. (2004). Economic valuation of the coral reefs of Hawaii.
578 *Pacific Science*, 58(2): 231–242.
- 579 Scorsonelli, F., Chauvez, H., and Garrier, M.-L. (2012). *100 belles plongées à Marseille et dans sa*
580 *région*. 2ème edition. 352pp. Edition Gap, Challes-Les-Eaux
- 581 Deter, J., Descamp, P., Ballesta, L., Boissery, P., and Holon, F. (2012). A preliminary study toward an
582 index based on coralligenous assemblages for the ecological status assessment of
583 Mediterranean French coastal waters. *Ecological Indicators*, 20: 345–352.
- 584 Doxa, A., Holon, F., Deter, J., Villéger, S., Boissery, P., and Mouquet, N. (2016). Mapping
585 biodiversity in three-dimensions challenges marine conservation strategies: The example of
586 coralligenous assemblages in North-Western Mediterranean Sea. *Ecological Indicators*, 61:
587 1042–1054.
- 588 Elliff, C. I. and Kikuchi, R. K. (2017). Ecosystem services provided by coral reefs in a Southwestern
589 Atlantic Archipelago. *Ocean & Coastal Management*, 136: 49–55.
- 590 Garcia-Rubies, A. & Zabala, M. 1990. Effects of total fishing prohibition on the rocky fish
591 assemblages of Medes islands marine reserve. *Scientia Marina* 54, 317–328.
- 592 Garrabou, J., Sala, E., Arcas, A. & Zabala, M. 1998. The impact of diving on rocky sublittoral
593 communities: a case study of a bryozoan population. *Conservation Biology* 12, 302–312.
- 594 Gatti, G., Bianchi, C. N., Morri, C., Montefalcone, M., and Sartoretto, S. (2015). Coralligenous reefs
595 state along anthropized coasts: Application and validation of the COARSE index, based on a rapid
596 visual assessment (RVA) approach. *Ecological Indicators*, 52: 567–576.
- 597 Haines-Young, R. H. and Potschin, M. B. (2010). The links between biodiversity, ecosystem services
598 and human well-being. Pp. 110-139, In: Raffaelli D.G. and Frid C.L.J. (eds) *Ecosystems ecology: a*
599 *new synthesis*. Cambridge University Press
- 600 Harmelin, J. (1990). Ichthyofaune des fonds rocheux de Méditerranée: structure du peuplement du
601 coralligène de l'île de Port-Cros (Parc National). *Mesogée* 50: 23–30.

- 602 Harmelin, J.G. & Marinopoulos, J. 1994. Population structure and partial mortality of the gorgonian
603 *Paramuricea clavata* (Risso) in the north-western Mediterranean (France, Port-Cros Island).
604 *Marine Life* 4, 5–13
- 605 Hong, J. (1980). *Étude faunistique d'un fond de concrétionnement de type coralligène soumis à un*
606 *gradient de pollution en Méditerranée nord-occidentale (Golfe de Fos)*. 268 pp., Thèse de
607 doctorat., Université d'Aix- Marseille II.
- 608 Hong, J. (1982). Contribution à l'étude des peuplements d'un fond coralligène dans la région
609 marseillaise en Méditerranée Nord-Occidentale. *Bulletin of Korea Ocean Research and*
610 *Development Institute*, (4): 27–51.
- 611 Jares-Erijman, E. A., Sakai, R., and Rinehart, K. L. (1991). Crambescidins: new antiviral and cytotoxic
612 compounds from the sponge *Crambe crambe*. *The Journal of Organic Chemistry*, 56(19): 5712–
613 5715.
- 614 Jaspars, M., De Pascale, D., Andersen, J. H., Reyes, F., Crawford, A. D., and Ianora, A. (2016). The
615 marine biodiscovery pipeline and ocean medicines of tomorrow. *Journal of the Marine Biological*
616 *Association of the United Kingdom*, 96(1): 151–158.
- 617 Krueger, T., Page, T., Hubacek, K., Smith, L., and Hiscock, K. (2012). The role of expert opinion in
618 environmental modelling. *Environmental Modelling and Software*, 36: 4–18.
- 619 Laborel, J. (1961). Le concretionnement algal "coralligène" et son importance géomorphologique
620 en Méditerranée. *Recueil des Travaux de la Station Marine d'Endoume*, 23(37): 37–60.
- 621 Leal, M. C., Puga, J., Serôdio, J., Gomes, N. C., and Calado, R. (2012). Trends in the discovery of new
622 marine natural products from invertebrates over the last two decades - where and what are we
623 bioprospecting? *PLoS ONE*, 7(1): e30580. doi:10.1371/journal.pone.0030580.
- 624 Levrel, H., Cabral, P., Feger, C., Chambolle, M., and Basque, D. (2017). How to overcome the
625 implementation gap in ecosystem services? A user-friendly and inclusive tool for improved
626 urban management. *Land Use Policy*, 68: 574–584.

- 627 Liqueste, C., Piroddi, C., Drakou, E. G., Gurney, L., Katsanevakis, S., Charef, A., and Egoh, B. (2013).
628 Current Status and Future Prospects for the Assessment of Marine and Coastal Ecosystem
629 Services: A Systematic Review. *PLoS ONE* 8(7): e67737. doi:10.1371/journal.pone.0067737.
- 630 Liverino, B. (1989). *Red coral .Jewel of the sea*. 208 pp. Analisi, Bologna. ISBN 0810933640
- 631 Mangos, A., Bassino, J.-P., and Sauzade, D. (2010). Valeur économique des bénéfices soutenables
632 provenant des écosystèmes marins méditerranéens. 78 pp., *Les cahiers du plan bleu* 8. Plan
633 Bleu, Valbonne. ISBN : 978-2-912081-25-4
- 634 Marion, A. (1883). Esquisse d'une topographie zoologique du Golfe de Marseille. *Annales Musée*
635 *d'Histoire Naturelle Marseille*, (1):1–108.
- 636 Millennium Ecosystem Assessment (2005). *Ecosystems and human well-being: Synthesis*, volume 5.
637 155 pp. Island Press, Washington, DC. ISBN 1-59726-040-1
- 638 Moberg, F. and Folke, C. (1999). Ecological goods and services of coral reef ecosystems. *Ecological*
639 *Economics*, 29(2): 215–233.
- 640 Nordlund, L. M., Koch, E. W., Barbier, E. B., and Creed, J. C. (2016). Seagrass Ecosystem Services
641 and Their Variability across Genera and Geographical Regions. *PLoS ONE* 11(10): e0163091.
642 doi:10.1371/journal.pone.0163091
- 643 Paoli, C., Morten, A., Bianchi, C., Morri, C., Fabiano, M., and Vassallo, P. (2016). Capturing
644 ecological complexity: OCI, a novel combination of ecological indices as applied to benthic
645 marine habitats. *Ecological Indicators*, 66: 86–102.
- 646 Paolini, C. (2004). *La fascination du corail*. 160 pp. Edition du Gerfaut, Paris. ISBN 2-914622-32-5
- 647 Pérès, J. and Picard, J. (1951). Notes sur les fonds coralligènes de la région de Marseille. *Archives*
648 *de Zoologie Expérimentale et Générale*, (88):24–38.
- 649 Piazzì, L., Ceccherelli, G., Meinesz, A., Verlaque, M., Akali, B., Antolic, B., Argyrou, M., Balata, D.,
650 Balles-teros, E., Calvo, S., Cinelli, F., D'Archino, R., Djellouli, A.S., Javel, F., Mifsud, C., Pala, D.,
651 Panayotidis, P., Peirano, A., Pergent, G., Petrocelli, A., Ruitton, S. & Zuljevic, A. 2005. Invasion of

- 652 Caulerpa racemosa (Caulerpales, Chlorophyta) in the Mediterranean Sea: the balance of thirteen
653 years of spread. *Cryptogamie Algologie* 26, 189–202.
- 654 Santangelo, G. and Abbiati, M. (2001). Red coral: conservation and management of an over
655 exploited Mediterranean species. *Aquatic Conservation: Marine and Freshwater Ecosystems*,
656 11:253–259. DOI: 10.1002/aqc.541
- 657 Santangelo, G., Abbiati, M., Giannini, F., and Cicogna, F. (1993). Red coral fishing trends in the
658 western Mediterranean Sea during the period 1981-1991. *Scientia Marina* 57 (2/3): 139-143
- 659 Sartoretto, S., Schohn, T., Nike, C., Morri, C., Garrabou, J., Ballesteros, E., Ruitton, S., Verlaque, M.,
660 Daniel, B., Charbonnel, E., Blouet, S., David, R., Féral, J.-P., and Gatti, G. (2017). An integrated
661 method to evaluate and monitor the conservation state of coralligenous habitats : The INDEX-COR
662 approach. *Marine Pollution Bulletin*, 120 (1-2): 222-231, DOI: 10.1016/j.marpolbul.2017.05.020 .
- 663 Skulmoski, G. J. and Hartman, F. T. (2007). The Delphi Method for Graduate Research. *Journal of*
664 *Information Technology Education*, 6(1):1–21.
- 665 Tribot, A.-s., Mouquet, N., Villéger, S., Raymond, M., Hoff, F., Boissery, P., Holon, F., and Deter, J.
666 (2016). Taxonomic and functional diversity increase the aesthetic value of coralligenous reefs.
667 *Scientific Reports*, 6:34229 | DOI: 10.1038/srep34229.
- 668 TEEB (2010), ‘The Economics of Ecosystems and Biodiversity: Mainstreaming the Economics of
669 Nature: A Synthesis of the Approach, Conclusions and Recommendations of TEEB’. Available
670 online at www.teebweb.org/our-publications/all-publications/.
- 671 Witkowski, F., Vion, A., and Bouchouca, M. (2016). L’ichtyofaune associée aux fonds coralligènes
672 de l’île de Port-Cros (Var, Provence , France) – assemblages et rythmes diurnes. 252:229–252.

673

674 **Software**

- 675 Limesurvey GmbH. / LimeSurvey Version 2.06+ Build 150731. An Open Source survey tool
676 /LimeSurvey GmbH, Hamburg, Germany. URL <http://www.limesurvey.org>

677