



VOCABULARY RICHNESS

Dominique Labbé, Pierre Hubert

► To cite this version:

Dominique Labbé, Pierre Hubert. VOCABULARY RICHNESS. ALLC-ACH, Université de Paris iV, Apr 1994, Paris, France. halshs-02216951

HAL Id: halshs-02216951

<https://shs.hal.science/halshs-02216951>

Submitted on 31 Jul 2019

HAL is a multi-disciplinary open access archive for the deposit and dissemination of scientific research documents, whether they are published or not. The documents may come from teaching and research institutions in France or abroad, or from public or private research centers.

L'archive ouverte pluridisciplinaire **HAL**, est destinée au dépôt et à la diffusion de documents scientifiques de niveau recherche, publiés ou non, émanant des établissements d'enseignement et de recherche français ou étrangers, des laboratoires publics ou privés.

Colloque de l'ALLC-ACH
Paris, 19-23 avril 1994.

VOCABULARY RICHNESS

Dominique LABBE

Institut d'études politiques de Grenoble
BP 45 38.402 Saint Martin d'Hères Cédex

Pierre HUBERT

Ecole des Mines de Paris
35 rue Saint Honoré
77.305 FONTAINEBLEAU

Abstract

We propose a model to analyse the vocabulary of a corpus. This vocabulary is divided into two groups. First, the author uses the same general words whatever the circumstances. Second, several specialised vocabularies are used in only one part of the corpus. General words may appear everywhere in the text: their increase with the corpus' size can be estimated with Muller's formula. On the contrary, specialised vocabularies grow proportionally according to the corpus' size. We calculate the relative importance of the two vocabularies. This calculus gives an estimation of the lexical 'specialisation' in the text.

The 'vocabulary partition model' is easy to compute and it works well. It has been applied to several corpora to locate stylistic or thematic changes and to measure the vocabulary richness with three indicators : diversity, specialisation, oddness.

Résumé

La "richesse du vocabulaire" est analysée grâce à deux indicateurs : la diversité, la spécialisation. Le "modèle de partition du vocabulaire" permet de mesurer ces deux dimensions. La première est estimée à l'aide de la formule de Muller. L'accroissement tendanciel des vocabulaires spécialisés est proportionnel à la longueur du corpus. La communication présente une application de ces calculs aux discours du général de Gaulle (1958-1969).

Ce texte a été reproduit dans *Lexicometrica*. n° 0, hiver 1997-98.

Vocabulary richness is often used in quantitative stylistics. It measures the number V of different words in the N tokens used in a text (we use the terminology and symbols proposed by Charles Muller, 1977). One researches the ideal "norm" and unique indicator, valid in any cases whatever length or nature of analysed texts, but none of these formulas appears satisfactory. So one now compares directly some texts — when their lengths are similar — or by shortening them to the size of the most little one. (Muller, 1977 et 1979b ; Bernet, 1988).

Firstly, this paper shows how the analyse must take into account the "specialisation" of the vocabulary. Then, we propose a division of the "vocabulary richness" according to three notions (diversity, originality and vocabulary growth).

Vocabulary Spécialisation

Muller propose to calculate V' — number of different words expected in an excerpt of N' types, with $N' < N$ — by this way : the V words, in the whole text, are graded in order of frequency in n classes of frequency. Define V_i as the number of words which have the i frequency, V' is approximated by this formula :

$$(1) V'(u) = V - \sum_{i=1}^{i=n} V_i \cdot Q_i(u) \quad \text{with } Q_i(u) = (1 - u)^i \quad \text{and } u = \frac{N'}{N}$$

This "Muller formula" has two limits :

$$F_n < N' < (N - F_n) \quad \text{in which } F_n \text{ is the highest frequency in the text.}$$

Between these limits, one can calculate numerous values and, with these values, draw a theoritical curve of "vocabulary growth" (Muller, 1979a and Hubert-Labbé, 1988a). In the figure 1, one can see the observed and calculated values on the press conference text by Général de Gaulle on January the 31th of 1964.

In this experiment, the calculated values are always under the observed values : it is a very usual characteristic which Muller noted and explained by "vocabulary specialisation" in parts of texts. According to Muller, the highest this specialisation is, the greatest is the difference between calculated and observed values (Muller, 1977, p. 142-144). In consequence, the vocabulary specialisation can be measured by the difference between the real curve of vocabulary growth and the Muller's curve. Define p this specialisation, the figure 2 presents shapes of vocabulary growth.

Fig. 1. Observed and Calculated Values on a Press Conference by Général de Gaulle (using Muller's Formula).

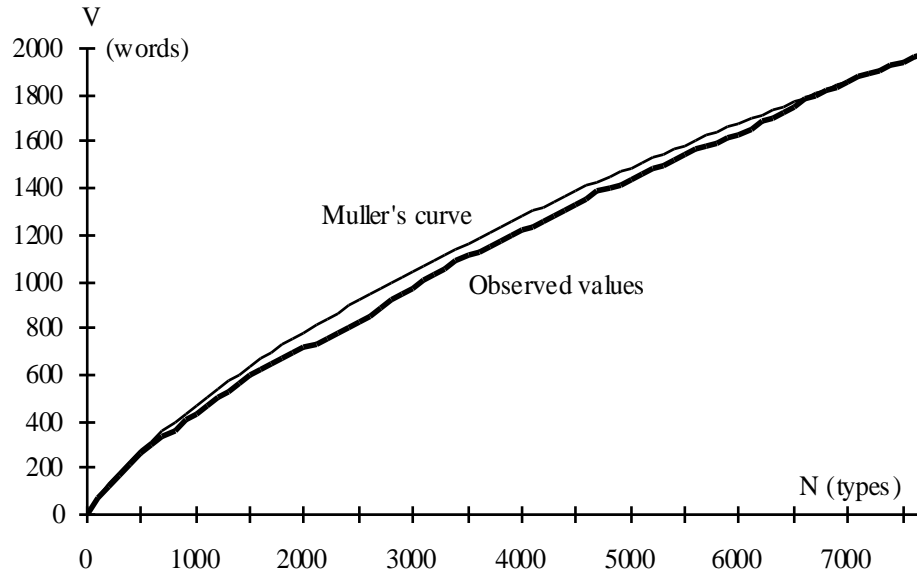
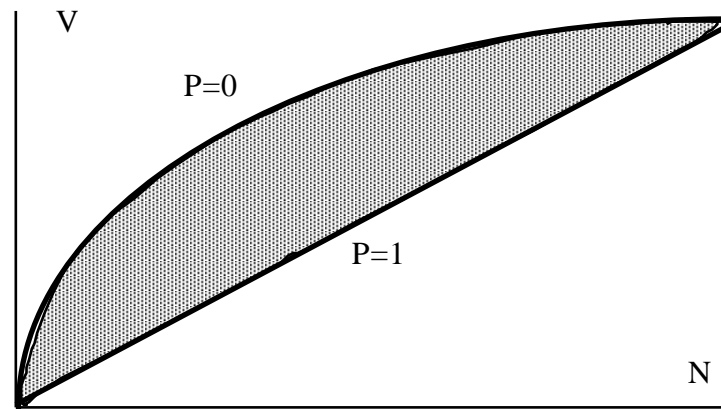


Fig. 2. Theoretical Shapes of Vocabulary Growth (P = Vocabulary Specialisation).



Nearly all the possible values are included in the figure 2 shaded area. In case of no specialisation, the observed curve coincides with the Muller's one (formula 1). On the contrary, if p is equal to one, all the words are specialised and V' is then a linear function of N' :

$$V'_{p=1}(u) = u \cdot V$$

Between these two extreme cases, the mathematical expectation of the number of different words, in an excerpt of N' words, is :

$$(2) V'(u) = p \cdot u \cdot V + q \left[V - \sum_{i=1}^{i=n} V_i Q_i(u) \right] \text{ with } q = 1 - p$$

The coefficients p and q measure the relative size of two parts of text vocabulary : the first one contains the $p \cdot V$ specialised words ; the second part contains the $q \cdot V$ words

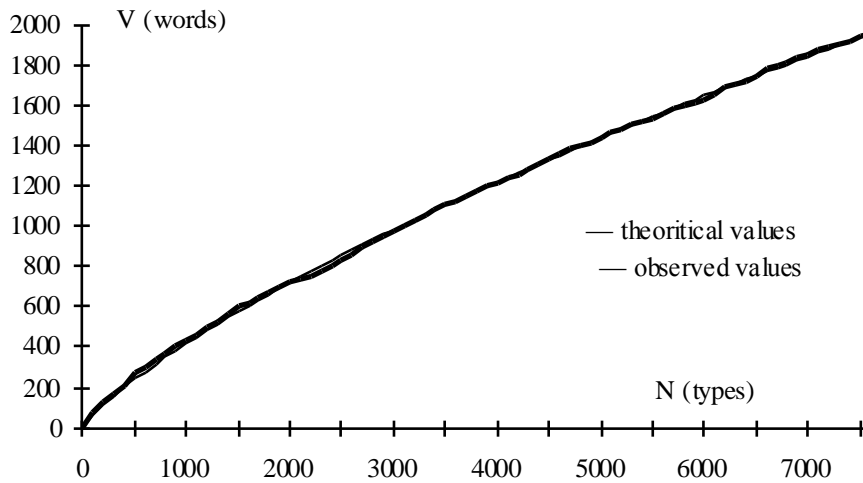
whose probability of appearing at some stage in the text is constant. For this reason, we propose to name p "coefficient of vocabulary partition" (Hubert-Labbé, 1988b). In the formula (2), the first term estimates the weight of the specialized vocabulary and the second, the general vocabulary (with Muller's formula).

Practically, coefficient p is calculated this way : the text is divided in a certain number of excerpts and, at each caesura, the different words are counted since the beginning of the text. The lengths of these excerpts are not necessarily equal and the caesura can be placed everywhere. For K excerpts, the value of p is that which minimises the sum of the quadratic deviations between the observed values — $V_*(u_k)$ — and the calculated values ($V'(u_k)$). We obtain :

$$(3) \quad p = \frac{\sum_{k=1}^{K} \left[(u_k - 1)V + \sum_{i=1}^{i=n} v_i Q_i(u_k) \right] \left[V'_*(u_k) - V + \sum_{i=1}^{i=n} v_i Q_i(u_k) \right]}{\sum_{k=1}^{K} \left[(u_k - 1)V + \sum_{i=1}^{i=n} v_i Q_i(u_k) \right]^2}$$

Formula (2) and (3) are easy to compute. Of course, the accuracy of results is influenced by number and quality of observations. It appears that no less than ten values of $V_*(u_k)$ are necessary, evenly distributed in the texts or corpus. Given this cautious, numerous experiments proved that p is actually independant of size and number of excerpts. The figure 3 presents our findings on the same text by General de Gaulle : theoretical curve now coincides well with observed growth of vocabulary.

Fig. 3. Observed and Calculated Values on a Press Conference by Général de Gaulle (using the Coefficient of Vocabulary Partition)



With this formula, one can compare, without error, the "vocabulary richness" of several texts by shortening them to the size of the little one, following the way proposed by Muller. At the end of this presentation, a table gives results of this comparison between press conferences by President de Gaulle (between 1958 and 1969). Two values of V' are calculated with $N' = 5299$ types (size of the shortest conference). The first one is obtained with "Muller's formula" (1) and the second with "partition formula"

(2) : Muller's formula can deeply overestimate the vocabulary richness of the longest text when his vocabulary has a high specialization (which is the case of conferences held on January 1964 and October 1966).

Specialization, Diversity, Originality and Vocabulary Growth

Since "vocabulary richness" is a complex phenomenon, we propose to divide this concept into four simple notions : diversity, specialization, originality et vocabulary growth.

1. The vocabulary specialization is calculated with p (partition coefficient). It underlines the author's ability to adapt his vocabulary to the themes or, on the contrary, his propensity to use the same words whatever the subject is. Practically, we never met texts in which specialization overcomes 0.45. Above 0.3, the specialization is high (it can also be interpreted as heterogeneousness...); between 0.29 and 0.15, the specialization is average; under 0.15, it is low. The values near or equal to zero are not unusual. Sometimes, in short texts, some observed values can go above the Muller's curve, indicating a kind of "hyper-generality".

At the end of this presentation, a table shows the values of the partition coefficients in the General de Gaulle press conferences. Usually, when he prepared his speeches, de Gaulle used a low specialized vocabulary. On the contrary, during the December 1965 campaign for presidential election, he had to improvise three T.V. interviews : specialization was high : 0.34 in average. In other terms, the "generality" of his speeches was a deliberate characteristic.

2. The vocabulary diversity indicates the author's propensity to diversify his words — or to avoid repetition. The indicator of vocabulary diversity is the number of words in the $(N-1)$ excerpts of N' types which can be divided in a text. The indicator of diversity is calculated from formula (2), selecting one value of N' in order to compare texts or excerpts of different sizes (we choose 1.000 types).

Using "natural" caesuras, as chapter or plays, we can study the text structure which is not taken into account by the Muller's method. For example, the press conferences of Général de Gaulle have around 411-481 words for 1.000 types (see Table in annexe). These values characterize well-written texts (in improvised interviews of December 1965, the indicator is less than 400). In other words, General de Gaulle wrote his press conferences and learnt them by heart ! It is interesting to see that highest diversity is reached in critical times (declaration about "autodétermination" of Algeria in autumn 1959, presidential election of 1965, initiatives after March 1967 parliamentary election or after May 1968).

A low diversity shows a poor preparation or a pedagogic intention (by underlining the main points). On the other side, a high diversity shows the intention to avoid monotony or a polemic will. But, this intention of diversity can cause a low specialization; so, a combination of high diversity and good specialization reveals a very well prepared text : it is the case of conference held on September 1965 which is also the longest (General de Gaulle prepared his second candidature for presidency)...

3. The vocabulary originality measures the difference between vocabulary of an excerpt and the one of the whole text. For this calculation, one can use the vocabulary specificities (Lafon, 1984). But specific words densities are partly dependent of excerpts' sizes so that it is not possible to compare texts of different sizes. We propose a less sophisticated way by using "proper vocabulary" (i.e. words used only in a single excerpt). The more numerous is this proper vocabulary, the most original is the text. Like specialised vocabulary, proper vocabulary is dependent of excerpt size. Define VP the number of proper words found in the K excerpts in the text and $VP'_k(u_k)$, the number of proper words observed in k excerpt which size is N' types. The mathematical expectation of the proper vocabulary in this excerpt is :

$$VP'(u_k) = VP \cdot u \quad \text{and indicator of originality : } \frac{VP'_k(u_k)}{VP'(u_k)}$$

When this indicator is equal to one, the originality is average ; above, the excerpt is out of line with the others ; under, the author used common materials. The proper vocabulary of each excerpt is always interesting. For example, in General de Gaulle's case, there are numerous names, indicating application of the same outlines to new events, other peoples or countries...

As for the partition coefficient, accuracy of computation depends on the number and quality of observations. For example, no less than ten values are necessary to compute mathematical expectation.

4. Vocabulary growth and location of thematic caesura. The partition model also allows estimation, in any point of a text, of the theoretical number of different words used since the beginning (under the steady flow hypothesis). The incremental growth in a part of the text is the ratio of the observed number of different words to the theoretical value calculated with (2). Thematic caesuras are located at the points where unusual flows of new words occur. On the contrary, when this flow is under expected values, a theme is ending or author's inspiration weakens or, for a politician, he appropriates with difficulty his vocabulary to a new situation. This model has been applied to speeches of President Mitterrand (Labbé, 1990a) and General de Gaulle (Labbé, 1993).

In conclusion, the different formulas we presented there are easy to compute and the results can be very accurate. Other researches will be necessary to appreciate interest and limits of our model. In any case, these calculus set up the problem of textual data quality : if this quality is poor, the accuracy of calculus is useless. Unfortunatly, for French language, there are many standards for text encoding and these standards have a heavy influence on results (see Ménard, 1983 and Salem, 1993).

Table. Press conferences by Général de Gaulle
 ("Saint-Cloud" standards for text encoding : Lafon, 1985 ; Labbé, 1988a)

Conferences	N (types)	V (words)	V'(Muller) (5299 words)	V'(pa) (5299 words)	P (speciali- sation)	Diversity (1000 words)	Originality
Nov. 10th 1959	6311	1566	1413	1413	0,00	474	0,92
Sept. 5th 1960	6808	1580	1355	1352	0,02	433	0,83
Apr. 11th 1961	6597	1599	1391	1377	0,13	418	0,89
Sept. 5th 1961	5299	1423	1423	1423	0,02	411	0,89
May 15th 1962	5946	1434	1335	1330	0,08	419	0,81
Jan. 14th 1963	6906	1687	1429	1421	0,06	443	0,84
Jul. 29th 1963	6682	1743	1504	1504	0,00	470	1,13
Jan. 31th 1964	7686	1974	1548	1504	0,23	420	1,16
Sept. 23th 1964	5886	1633	1528	1522	0,09	459	1,10
Feb. 4th 1965	6543	1814	1564	1564	0,00	448	1,19
Sept. 9th 1965	7958	2023	1583	1561	0,16	480	1,04
Feb. 21th 1966	6148	1655	1506	1496	0,13	448	1,10
Oct. 28th 1966	7446	1865	1498	1456	0,24	412	1,05
May 16th 1967	6514	1786	1562	1559	0,03	475	1,04
Nov. 27th 1967	7895	2028	1562	1537	0,13	446	1,37
Sept. 9th 1968	6027	1639	1514	1514	0,00	481	1,11

REFERENCES

- Bernet, Ch. (1988), "Faits lexicaux. Richesse du vocabulaire. Résultats" in D. Labbé, Ph. Thoiron and D. Serant, Etudes sur la richesse et la structure lexicales, Paris-Genève, Slatkine-Champion, p 1-12.
- Hubert P. and Labbé D. (1988a), "Note sur l'approximation de la loi hypergéométrique par la formule de Muller", in D. Labbé, Ph. Thoiron and D. Serant, Etudes sur la richesse et la structure lexicales, Paris-Genève, Slatkine-Champion, p 77-91.
- Hubert, P. and Labbé, D. (1988b), "Un modèle de partition du vocabulaire", in D. Labbé, Ph. Thoiron and D. Serant, Etudes sur la richesse et la structure lexicales, Paris-Genève, Slatkine-Champion, p 93-114.
- Labbé, D. (1990a), Normes de dépouillement et procédures d'analyse des textes politiques, Grenoble, CERAT.
- Labbé, D. (1990b), Le vocabulaire de François Mitterrand, Paris, Presses de la FNSP.
- Labbé, D. (1993), Un modèle d'analyse du vocabulaire, Communication aux secondes journées d'analyse de données textuelles, Montpellier, octobre 1993.
- Lafon, P. (1984), Dépouillement et statistiques en lexicométrie, Paris-Genève, Slatkine-Champion.
- Lafon, P., Lefevre, J. et al. (1985), Le Machinal (Principes d'enregistrement informatique des textes), Paris, Klincksieck.
- Ménard, N. (1983), Mesure de la richesse lexicale, Genève-Paris, Slatkine-Champion.
- Muller, Ch. (1977), Principes et méthodes de statistique lexicale, Paris, Hachette.
- Muller, Ch. (1979a), "Calcul des probabilités et calcul d'un vocabulaire" in Langue française et linguistique quantitative, Genève-Paris, Slatkine-Champion, p 167-176.
- Muller, Ch. (1979b), "Sur la mesure de la richesse lexicale. Théorie et expériences" in Langue française et linguistique quantitative, Paris-Genève, Slatkine-Champion, p 281-307.
- Muller, Ch. (1985), "Les classes de fréquence" in Langue française, linguistique quantitative, informatique, Genève-Paris, Slatkine-Champion, p 53-58.
- Salem A. (1993), Méthodes de la statistique textuelle, Thèse de doctorat d'Etat, Paris, Université Paris III, 3 tomes.