



HAL
open science

Morphological distinction between sheep (*Ovis aries*) and goat (*Capra hircus*) using the petrosal bone: application on French protohistoric sites

Christophe Mallet, Raphaël Cornette, Jean-Luc Guadelli

► To cite this version:

Christophe Mallet, Raphaël Cornette, Jean-Luc Guadelli. Morphological distinction between sheep (*Ovis aries*) and goat (*Capra hircus*) using the petrosal bone: application on French protohistoric sites. 5ème congrès YNHM (Young Natural History Scientists' Meeting), Mar 2018, Paris, France. 2018. halshs-02353428

HAL Id: halshs-02353428

<https://shs.hal.science/halshs-02353428v1>

Submitted on 8 Nov 2019

HAL is a multi-disciplinary open access archive for the deposit and dissemination of scientific research documents, whether they are published or not. The documents may come from teaching and research institutions in France or abroad, or from public or private research centers.

L'archive ouverte pluridisciplinaire **HAL**, est destinée au dépôt et à la diffusion de documents scientifiques de niveau recherche, publiés ou non, émanant des établissements d'enseignement et de recherche français ou étrangers, des laboratoires publics ou privés.

MORPHOLOGICAL DISTINCTION BETWEEN SHEEP (*OVIS ARIES*) AND GOAT (*CAPRA HIRCUS*) USING THE PETROSAL BONE: APPLICATION ON FRENCH PROTOHISTORIC SITES

Christophe Mallet¹, Raphaël Cornette² and Jean-Luc Guadelli³

¹UMR 7179, CNRS/MNHN, Mécanismes Adaptatifs & Développement (MECADEV), Paris, France

²UMR 7205, CNRS/MNHN/UPMC/EPHE, Institut de Systématique, Évolution, Biodiversité (ISYEB), Paris, France

³UMR 5199, CNRS/Université de Bordeaux, De la Préhistoire à l'Actuel: Culture, Environnement et Anthropologie (PACEA), Bordeaux, France

christophe.mallet@edu.mnhn.fr

CONTEXT

PETROSAL BONE?

- one of the smallest and hardest bones of the skeleton
- protection of the audition and equilibrium organs
- unique anatomical features evolving deeply through lineages
- has been extensively studied in evolution and palaeontology

BUT...

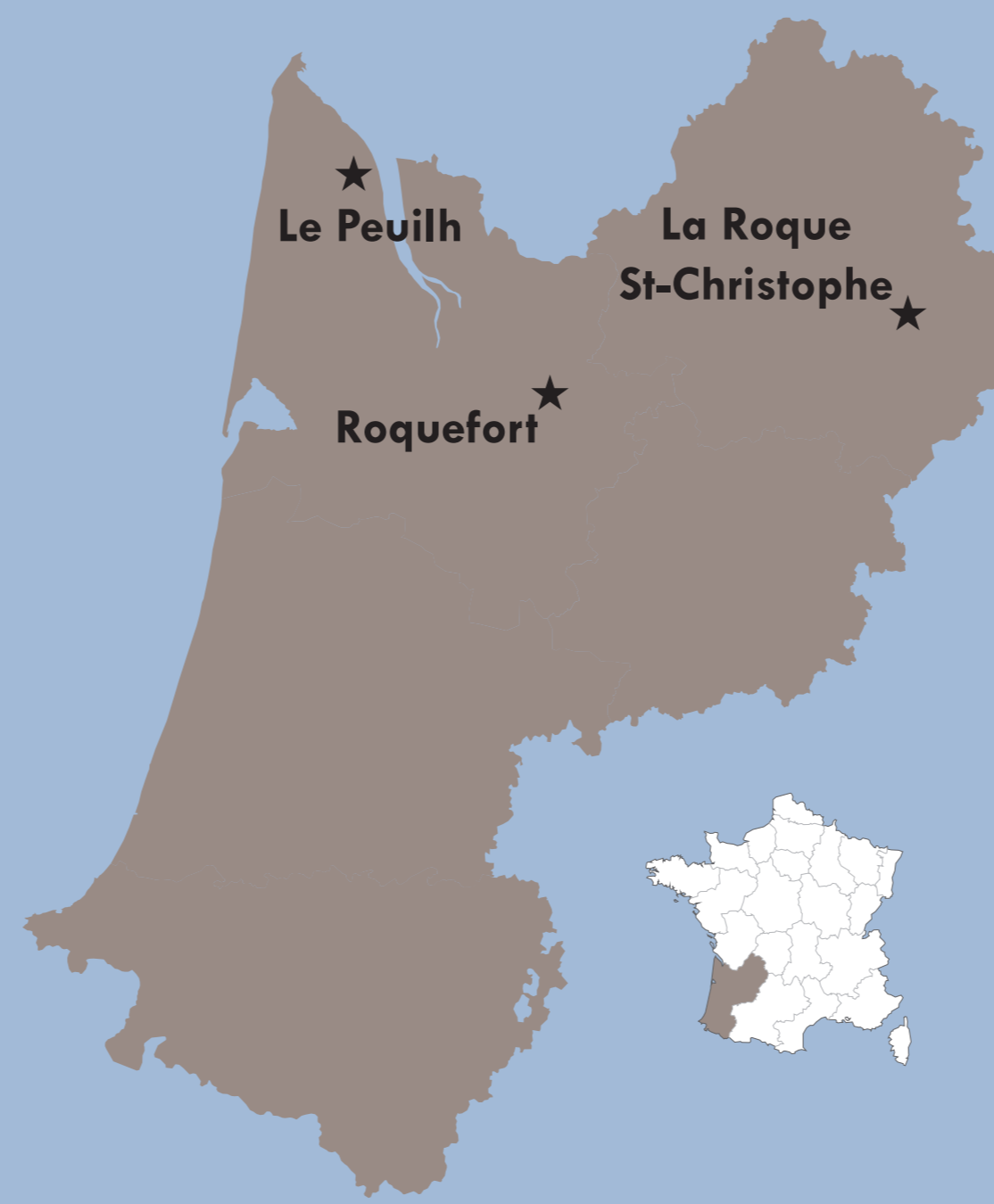
- study of the petrosal bone far less developed in archaeological sciences and archaeozoological studies
- sheep and goat petrosal bone virtually unknown whereas these two species are common in the archaeological record from Neolithic

SO...

Evaluation of the potential of the petrosal part to discriminate those caprines


MATERIAL AND METHODS

3 Neolithic sites




FOSSIL SAMPLE

16 petrosal bones



COMPARATIVE MODERN SAMPLE

91 petrosal bones



5 measurements

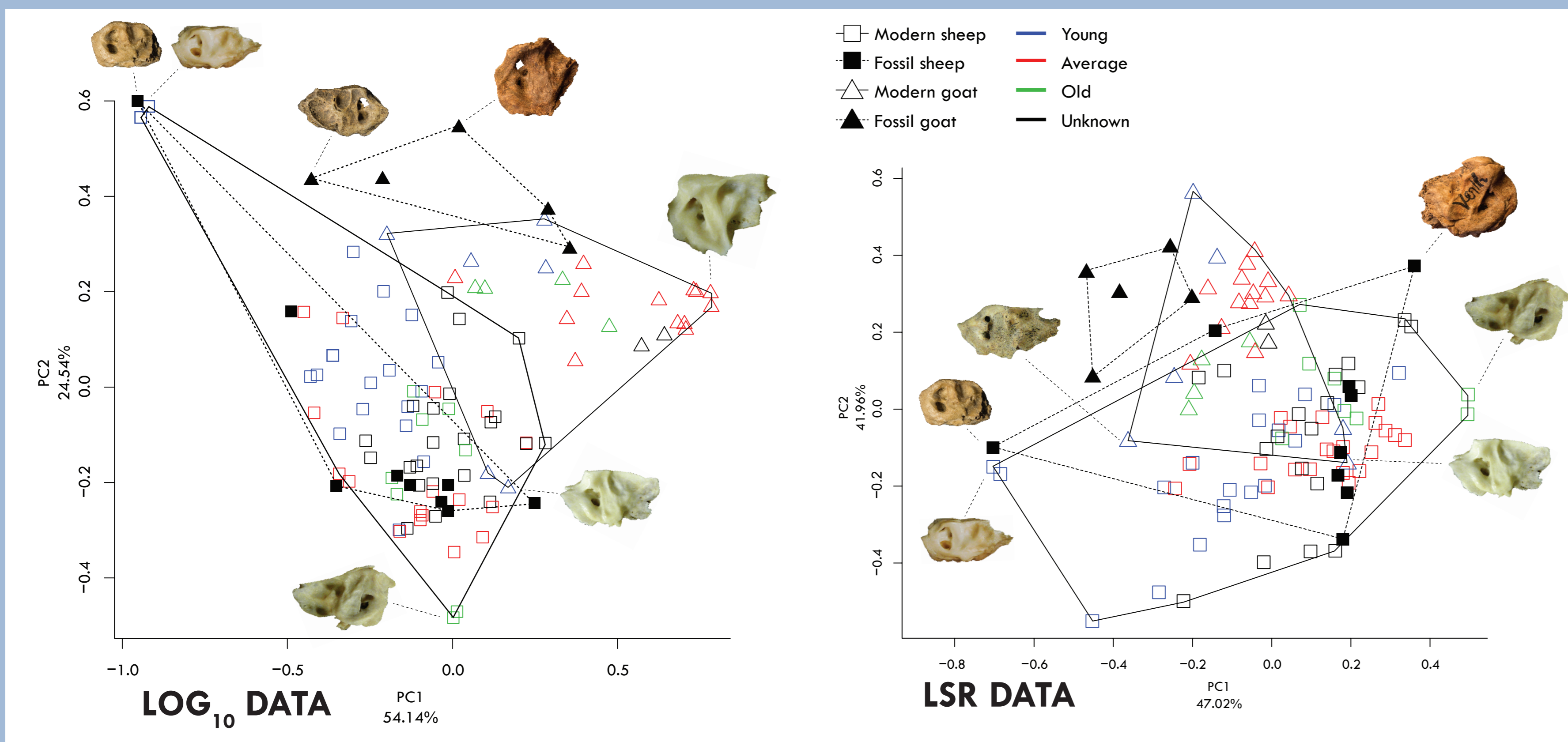
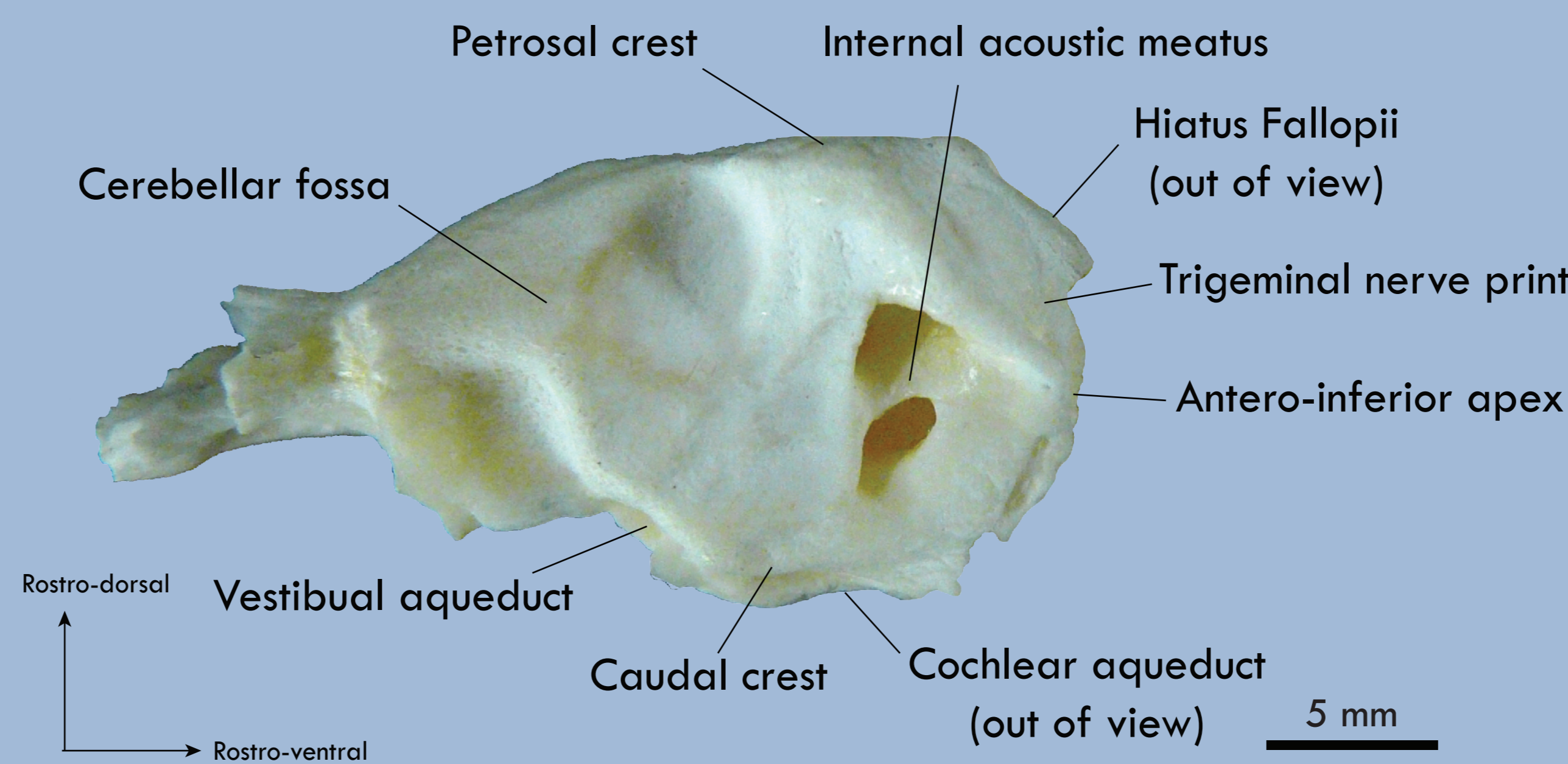
- 1- Rostro-caudal diameter (RCD)
- 2- Dorso-ventral diameter (DVD)
- 3- Rostro-caudal diameter of the internal acoustic meatus (RCDIAM)
- 4- Dorso-ventral diameter of the internal acoustic meatus (DVDIAM)
- 5- Petrosal crest rostro-caudal length (PCRCIL)

DATA TREATMENT

- Log₁₀ and Log-shape ratios (LSR) transformations
- Principal Component Analysis (PCA)
- k-Nearest Neighbour (kNN) classification procedure

RESULTS

- At least 9 distinctive anatomical features on the medial face
- Other distinctive features on the rostral, caudal, ventral and lateral faces
- Distinctive criteria can be fully used on fossil specimens despite severe breakages

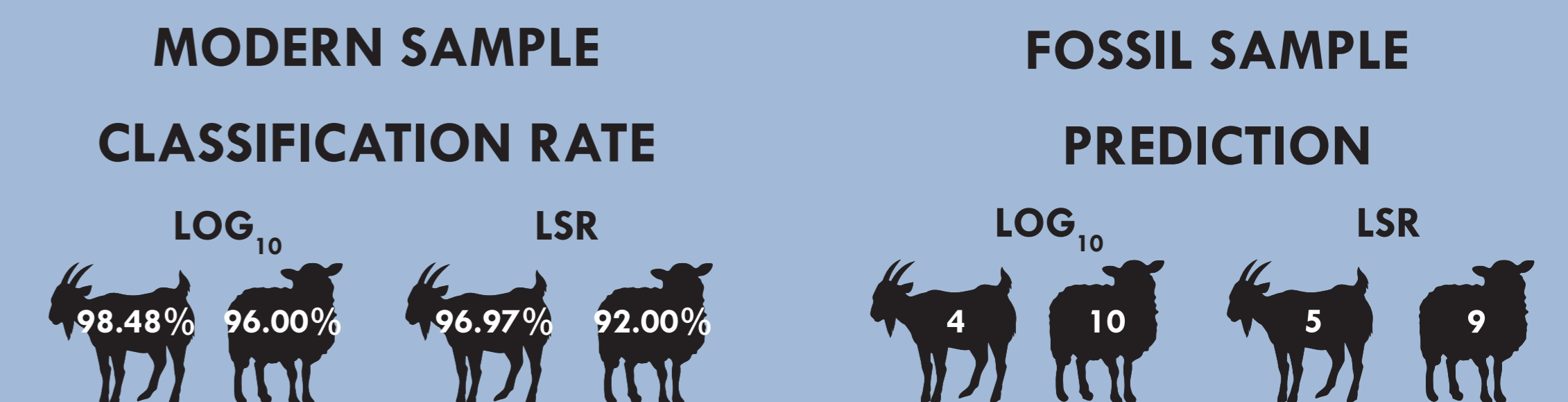


PCA

- Good distinction between sheep and goat for both log₁₀ and LSR transformed data
- Fossil samples close to the modern specimens
- No overlapping between fossil clusters
- Presence of some young goats within the sheep variability
- No clear age distinction except for some young specimens

kNN

- Excellent prediction rate for both modern and fossil samples



CONCLUSION

Clear distinction between sheep and goat petrosals

Several distinctive morphological features

Applicable on fossils despite breakages

Efficiency of these measurements for sheep and goat distinction


Developmental differences between some age categories

Results coherent with previous faunal studies on those sites

PERSPECTIVES

Explore the age and breed determination

Investigate the domestication process and compare with wild ancestors



Extend this approach to other close taxa (e.g. pig and wild boar)



Acknowledgements

We would like to thank the curators and collection technicians who helped us in our search for caprine petrosals (even when this search was unsuccessful): Vincent Mistrot (Musée d'Aquitaine, Bordeaux), Dominique Armand, Julia Roussot-Larroque and Éric Pubert (UMR 5199 PACEA, Bordeaux), Matthieu Landreau (Muséum d'Histoire Naturelle, Bordeaux), Laure-Anne Millet-Richard (Musée du Grand-Pressigny, Indre-et-Loire). We also would like to thank Antoine Brémond, Lucile Crété, Ly-sianna Ledoux and Daniela Rosso for their precious help and advice.

This work is dedicated to Julia Roussot-Larroque, who unfortunately passed away before the completion of our researches and without whom this study would not have been possible.