



**HAL**  
open science

## **Taking off into the wind: Unemployment risk and state-Dependent government spending multipliers**

Julien Albertini, Stéphane Auray, Hamed Bouakez, Aurélien Eyquem

### ► To cite this version:

Julien Albertini, Stéphane Auray, Hamed Bouakez, Aurélien Eyquem. Taking off into the wind: Unemployment risk and state-Dependent government spending multipliers. *Journal of Monetary Economics*, 2020, 117, pp. 990-1007. <10.1016/j.jmoneco.2020.07.007>. <halshs-03003593>

**HAL Id: halshs-03003593**

**<https://shs.hal.science/halshs-03003593v1>**

Submitted on 13 Feb 2023

HAL is a multi-disciplinary open access archive for the deposit and dissemination of scientific research documents, whether they are published or not. The documents may come from teaching and research institutions in France or abroad, or from public or private research centers.

L'archive ouverte pluridisciplinaire HAL, est destinée au dépôt et à la diffusion de documents scientifiques de niveau recherche, publiés ou non, émanant des établissements d'enseignement et de recherche français ou étrangers, des laboratoires publics ou privés.



Distributed under a Creative Commons CC BY-NC 4.0 - Attribution - Non-commercial use - International License

## Taking off into the Wind: Unemployment Risk and State-Dependent Government Spending Multipliers

Julien Albertinia<sup>a</sup>, Stephane Auray<sup>b</sup>, Hafedh Bouakez<sup>c</sup>, Aurelien Eyquem<sup>d</sup>

<sup>a</sup>Univ Lyon, Universite Lumiere Lyon 2, GATE UMR 5824, F-69130 Ecully, France

<sup>b</sup>CREST-Ensaï and ULCO, France

<sup>c</sup>PNP, P. n. r. t. m. P. n. t. of Applin! Rr. n. n. m. i. r. . . , n. n. d. (}TRRQ, J-TP, (} Mnntf. n. l. (} n. n. d. n.

<sup>d</sup>Univ Lyon, Universite Lumiere Lyon 2, GATE UMR 5824, F-69130 Ecully, Institut Universitaire de France, France

---

### Abstract

We propose a model with involuntary unemployment, incomplete markets, and nominal rigidity, in which the effects of government spending are state-dependent. An increase in government purchases raises aggregate demand, tightens the labor market and reduces unemployment. This in turn lowers unemployment risk and thus precautionary saving, leading to a larger response of private consumption than in a model with perfect insurance. The output multiplier is further amplified through a composition effect, as the fraction of high-consumption households in total population increases in response to the spending shock. These features, along with the matching frictions in the labor market, generate significantly larger multipliers in recessions than in expansions. As the pool of job seekers is larger during downturns than during expansions, the concavity of the job-finding probability with respect to market tightness implies that an increase in government spending reduces unemployment risk more in the former case than in the latter, giving rise to countercyclical multipliers.

*Keywords:* Government spending, Multipliers, Precautionary saving, State dependence, Unemployment risk.

*JEL classification:* D52, E21, E62.

---

---

<sup>1</sup>We thank the editor, Yuriy Gorodnichenko, as well as an anonymous referee for comments that greatly improved the paper. We also thank Sehyoun Alm, Paul Beaudry, Florin Bilbie, Giacomo Candian, Marco Cozzi, Mick Devereux, Giovanni Gallipoli, Francois Langot, Pascal Michailat, Pierre-Carl Michaud, Makoto Nakajima, Jordan Roulleau-Pasdeloup, Romanos Priftis, Rigas Oikonomou, Xavier Ragot, and seminar participants at the OFCE, the University of Le Mans, the University of Lausanne, the University of British Columbia, and the University of Ottawa for helpful comments and suggestions. Financial support from the FRQSC and the HEC Montreal Foundation is gratefully acknowledged.

the net effects of the increase in public spending (i.e., conditional on the Covid-19 shock) and contrasts them with those obtained when the same spending shock occurs at the steady state. The effects are clearly state dependent, being significantly larger in the Covid-19 recession than around the steady state. The present-value spending multiplier is 30% larger in the former case than in the latter (1.221 versus 0.945).<sup>33</sup>

## 6. Concluding Remarks

In this paper, we have developed a model with involuntary unemployment, incomplete markets and real wage rigidity, in which government spending increases labor-market tightness and lowers unemployment. Because markets are incomplete, precautionary saving and changes in the fraction of unemployed households in the population amplify the aggregate effects of government spending. The non-linearity arising from endogenous variations in unemployment risk implies that those effects are state dependent, spending multipliers being larger in recessions than in expansions. In particular, the output and consumption multipliers increase exponentially with the size of the recession but fall linearly with the size of the expansion. The extent of state dependence generated by the model is substantially larger than that obtained from an otherwise identical economy in which unemployment risk is fully insured.

The mechanism put forward in this paper is certainly not the only channel through which spending multipliers can exhibit state dependence; some earlier studies have succeeded in generating highly countercyclical multipliers — even exceeding 1 in recession — without relying on incomplete insurance against unemployment risk. However, by taking into consideration unemployment risk, our framework contains the key ingredients to analyze other aspects of fiscal policy for which household heterogeneity is of first-order importance — such as

---

<sup>33</sup>The value of the unconditional multiplier (i.e., computed around the steady state) differs from that reported in Section 3 because the spending shock does not feature the same persistence.

social transfers and unemployment insurance. Those questions, as well as the normative implications of our results, are left for future research.

- 735 [1] Albertini, J., Fairise, X., 2013. Search Frictions, Real Wage Rigidities and the Optimal Design of Unemployment Insurance. *Journal of Economic Dynamics and Control* 37 (9), 1796–1813.
- [2] Auerbach, A. J., Gorodnichenko, Y., October 2012. Fiscal Multipliers in Recession and Expansion. In: *Fiscal Policy after the Financial Crisis*. NBER Chapters. National Bureau of Economic Research, Inc, pp. 63–98.
- 740 [3] Auerbach, A. J., Gorodnichenko, Y., May 2012. Measuring the Output Responses to Fiscal Policy. *American Economic Journal: Economic Policy* 4 (2), 1–27.
- [4] Bachmann, R., Sims, E. R., 2012. Confidence and the Transmission of Government Spending Shocks. *Journal of Monetary Economics* 59 (3), 235–249.
- 745 [5] Bayer, C., Luetticke, R., PhamDao, L., Tjaden, V., January 2019. Precautionary Savings, Illiquid Assets, and the Aggregate Consequences of Shocks to Household Income Risk. *Econometrica* 87 (1), 255–290.
- 750 [6] Beaudry, P., Galizia, D., Portier, F., 2018. Reconciling Hayeks and Keynes Views of Recessions. *Review of Economic Studies* 85 (1), 119–156.
- [7] Bilbiie, F. O., 2019. The New Keynesian Cross. *Journal of Monetary Economics*, Forthcoming.
- [8] Blanchard, O., Gal, J., April 2010. Labor Markets and Monetary Policy: A New Keynesian Model with Unemployment. *American Economic Journal: Macroeconomics* 2 (2), 1–30.
- 755 [9] Candelon, B., Lieb, L., 2013. Fiscal Policy in Good and Bad Times. *Journal of Economic Dynamics and Control* 37 (12), 2679–2694.
- [10] Canzoneri, M., Collard, F., Dellas, H., Diba, B., 2016. Fiscal Multipliers in Recessions. *Economic Journal* 126 (590), 75–108.
- 760 [11] Carroll, C. D., Slacalek, J., Tokunaka, K., 2014. The Distribution of Wealth and the MPC: Implications of New European Data. *American Economic Review* 104 (5), 107–111.
- [12] Challe, E., 2020. Uninsured Unemployment Risk and Optimal Monetary Policy. *American Economic Journal: Macroeconomics* 12 (2), 241–283.
- 765 [13] den Haan, W. J., Ramey, G., Watson, J., June 2000. Job Destruction and Propagation of Shocks. *American Economic Review* 90 (3), 482–498.
- [14] Elsby, M. W. L., Hobijn, B., Şahin, A., 2013. Unemployment Dynamics in the OECD. *The Review of Economics and Statistics* 95 (2), 530–548.
- 770 [15] Esser, I., Ferrarini, T., Nelson, K., Palme, J., Sjöberg, O., 2013. Unemployment Benefits in EU Member States. European Commission Working Paper 15.
- [16] Fagan, G., Henryand, J., Mestre, R., 2001. An Area-Wide Model (AWM) for the Euro Area. ECB Working Paper 45.

- 775 [17] Fazzari, S. M., Morley, J., Panovska, I., 2015. State-dependent Effects of Fiscal Policy. *Studies in Nonlinear Dynamics & Econometrics* 19 (3), 285–315.
- [18] Fève, P., Sahuc, J.-G., 2015. On the Size of the Government Spending Multiplier in the Euro Area. *Oxford Economic Papers* 67 (3), 531–552.
- 780 [19] Gechert, S., Rannenberg, A., 03 2018. Which fiscal multipliers are regime-dependent? a meta regression analysis. *Journal of Economic Surveys* 32 (4), 1160–1180.
- [20] Gornemann, N., Kuester, K., Nakajima, M., 2016. Doves for the Rich, Hawks for the Poor? Distributional Consequences of Monetary Policy. CEPR Discussion Paper 11233.
- 785 [21] Guerrieri, V., Lorenzoni, G., Straub, L., Werning, I., 2020. Macroeconomic Implications of COVID-19: Can Negative Supply Shocks Cause Demand Shortages? NBER Working Paper 26918.
- [22] Hagedorn, M., Manovskii, I., 2008. The Cyclical Behavior of Equilibrium Unemployment and Vacancies Revisited. *American Economic Review* 98 (4), 1692–1706.
- 790 [23] Hagedorn, M., Manovskii, I., Mitman, K., 2019. The fiscal multiplier. NBER Working Paper 25571.
- [24] Holden, S., Sparrman, V., 2018. Do Government Purchases Affect Unemployment? *Scandinavian Journal of Economics* 120 (1), 124–158.
- 795 [25] Hurst, E., Lusardi, A., Kennickell, A., Torralba, F., 2010. The Importance of Business Owners in Assessing the Size of Precautionary Savings. *The Review of Economics and Statistics* 92 (1), 61–69.
- [26] Kaplan, G., Moll, B., Violante, G. L., 2018. Monetary Policy According to HANK. *American Economic Review* 108 (3), 697–743.
- 800 [27] Kaplan, G., Violante, G. L., 2018. Microeconomic Heterogeneity and Macroeconomic Shocks. *Journal of Economic Perspectives* Forthcoming.
- [28] Krause, M. U., Lubik, T. A., April 2007. The (Ir)relevance of Real Wage Rigidity in the New Keynesian Model with Search Frictions. *Journal of Monetary Economics* 54 (3), 706–727.
- 805 [29] Krusell, P., Mukoyama, T., Şahin, A., 2010. Labour-Market Matching with Precautionary Savings and Aggregate Fluctuations. *Review of Economic Studies* 77 (4), 1477–1507.
- [30] Luetticke, R., 2019. Transmission of Monetary Policy with Heterogeneity in Household Portfolios. Tech. rep., manuscript.
- 810 [31] McKay, A., Reis, R., 2016. Optimal Automatic Stabilizers. NBER Working Paper 22359.
- [32] Michaillat, P., 2014. A Theory of Countercyclical Government Multiplier. *American Economic Journal: Macroeconomics* 6 (1), 190–217.
- 815 [33] Michaillat, P., Saez, E., 2018. Optimal Public Expenditure with Inefficient Unemployment. *The Review of Economic Studies* 86 (3), 1301–1331.

- [34] Mittnik, S., Semmler, W., 2012. Regime Dependence of the Fiscal Multiplier. *Journal of Economic Behavior & Organization* 83 (3), 502–522.
- [35] Monacelli, T., Perotti, R., Trigari, A., 2010. Unemployment fiscal multipliers. *Journal of Monetary Economics* 57 (5), 531–553.
- [36] Owyang, M. T., Ramey, V. A., Zubairy, S., 2013. Are government spending multipliers greater during periods of slack? evidence from twentieth-century historical data. *American Economic Review* 103 (3), 129–34.
- [37] Petrosky-Nadeau, N., Zhang, L., 2020. Unemployment Crises. *Journal of Monetary Economics* Forthcoming.
- [38] Ramey, V. A., 2019. Ten years after the financial crisis: What have we learned from the renaissance in fiscal research? *Journal of Economic Perspectives* 33 (2), 89–114.
- [39] Ravenna, F., Walsh, C. E., November 2008. Vacancies, Unemployment, and the Phillips Curve. *European Economic Review* 52 (8), 1494–1521.
- [40] Ravn, M. O., Sterk, V., 2020. Macroeconomic Fluctuations with HANK & SAM: an Analytical Approach. *Journal of the European Economic Association*.
- [41] Roulleau-Pasdeloup, J., 2016. The government spending multiplier in a deep recession. *Cahiers de Recherches Economiques du Département d'économie*, 16–22.
- [42] Shen, W., Yang, S.-C. S., 2018. Downward Nominal Wage Rigidity and State-dependent Government Spending Multipliers. *Journal of Monetary Economics* 98, 11–26.
- [43] Shimer, R., 2005. The cyclical behavior of equilibrium unemployment and vacancies. *American Economic Review* 95 (1), 25–49.

Table 1: Parameter values.

Subjective interest rate	$\rho = 0.01$
Steady-state quarterly real interest rate	$r = 0.8977\%$
Frisch elasticity of labor supply	$1/\psi = 1$
Labor-disutility parameter	$\omega$ adjusted to get $\ell = 1$
Steady-state markup	$(\varepsilon - 1)^{-1} = 0.2$
Price-adjustment-cost parameter	$\varphi = 80$
Separation rate	$s = 0.025$
Job-finding rate	$f = 0.3039$
Worker-finding rate	$q = 0.7$
Matching curvature	$\alpha = 1$
Wage elasticity w.r.t to labor productivity	$\eta = 0.45$
Matching efficiency	$\chi = 1.0039$
Unit vacancy-posting cost	$\xi = 0.5452\bar{w} = 0.4402$
Replacement rate	$h = 0.6$
Labor-income tax rate	$\tau = 0.3076$
Government spending in GDP	$g/y = 0.2$
Debt to annual GDP ratio	$b/(4y) = 0.6$
Tax-rule-feedback parameter	$d_T = 0.1$
Steady-state inflation rate	$\bar{\pi} = 0$
Monetary-policy-rule parameter	$d_\pi = 1.5$
Persistence of government spending shocks	$\rho_g = 0.8$
Persistence of productivity shocks	$\rho_z = 0.9$

Table 2: Unconditional output multipliers.

	Present-value multiplier
Benchmark economy	0.8558
Variants	
No composition effect	0.8133
Complete markets	0.6562
No intensive margin	0.4870
Flexible prices	0.6679
Tax financing	0.5598
Endogenous spending rule	0.8512

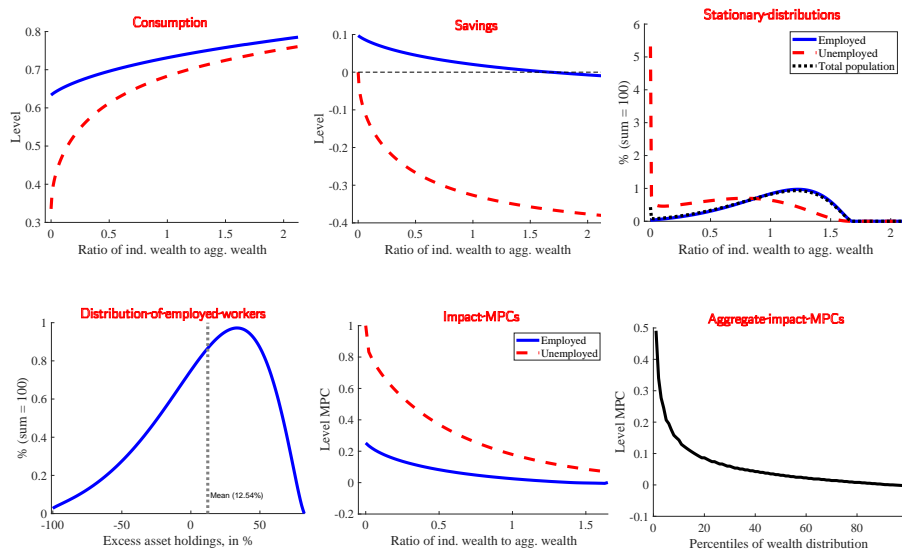
Note: The unconditional multipliers are derived by assuming that the economy is initially in the steady state.

Table 3: State-dependent output multipliers.

	Present-value multiplier		
	Expansion	Recession	Difference
Benchmark economy	0.7995	1.0207	27.67%
Variants			
No composition effect	0.7779	0.9166	17.82%
Complete markets	0.6344	0.7149	12.69%
No intensive margin	0.3484	1.1124	219.32%
Flexible prices	0.6839	0.6342	-7.27%
Tax financing	0.4432	0.8593	93.88%
Endogenous spending rule	0.7984	1.0000	25.25%

Note: Expansions (resp. recessions) are generated by assuming that the economy is hit by a positive (resp. negative) productivity shock.

Figure 1: Policy functions, stationary distributions and MPCs.



Notes: MPCs are computed conditional on a transfer shock. Excess asset holdings are measured as the difference between the amount of assets held by an employed household under incomplete and complete markets.

Figure 2: Impulse responses to a 5% government spending shock around the steady state.

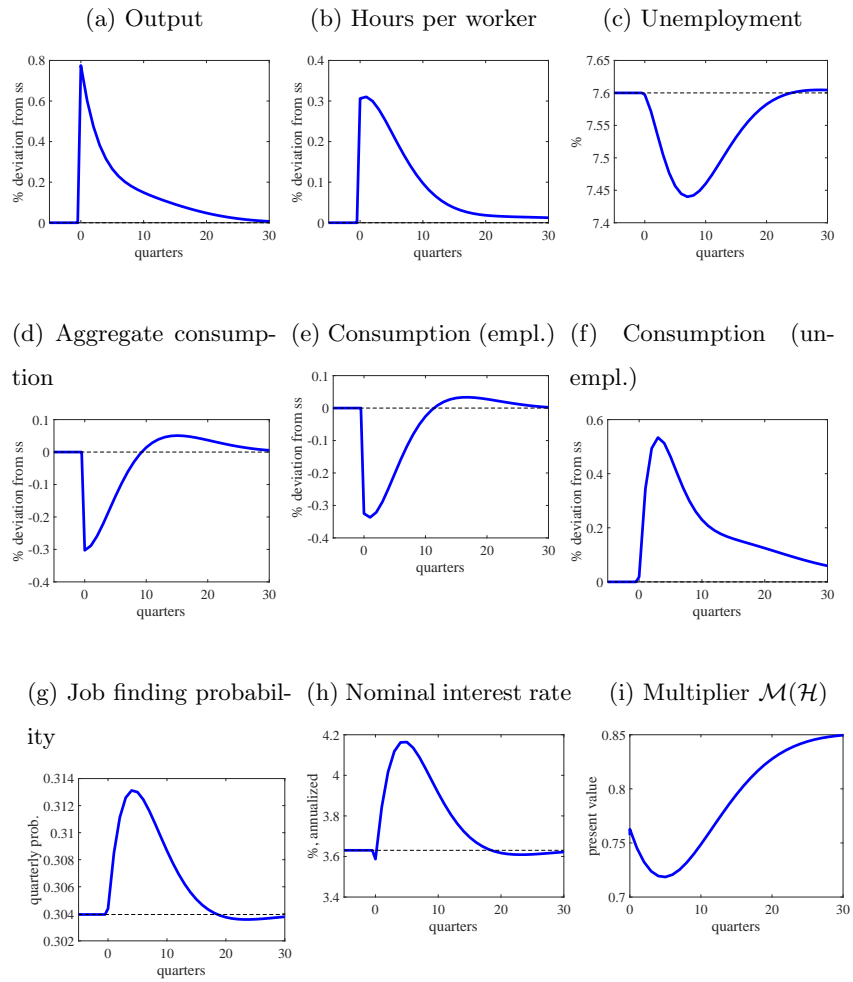
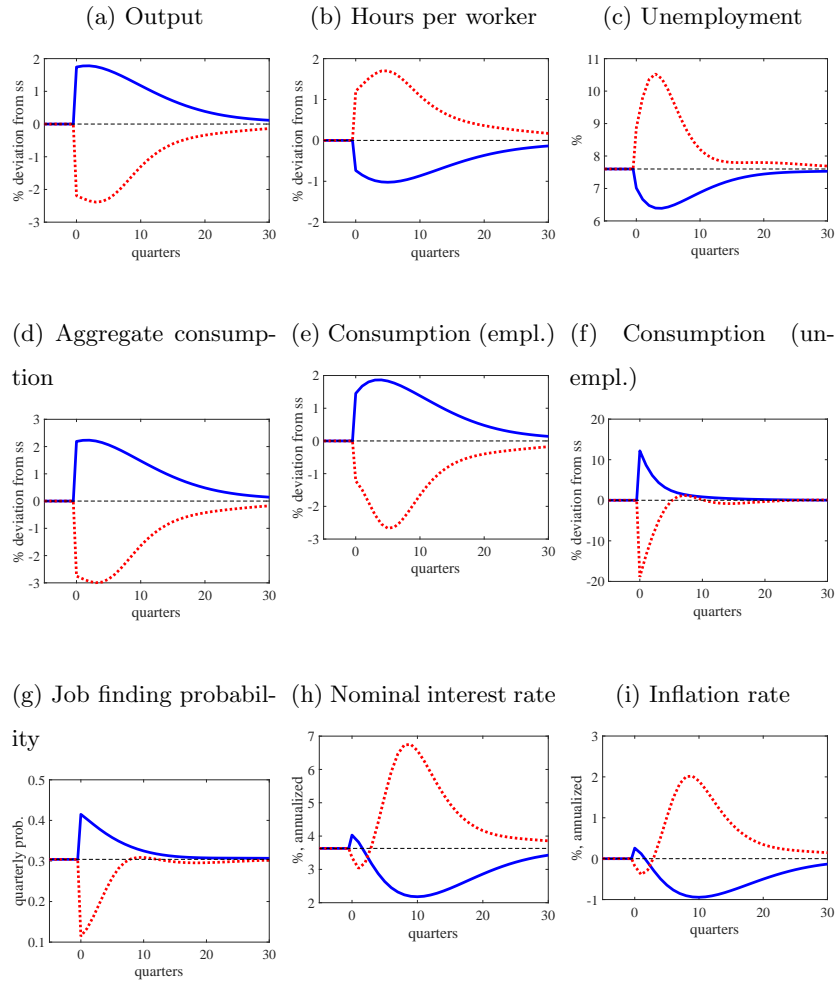
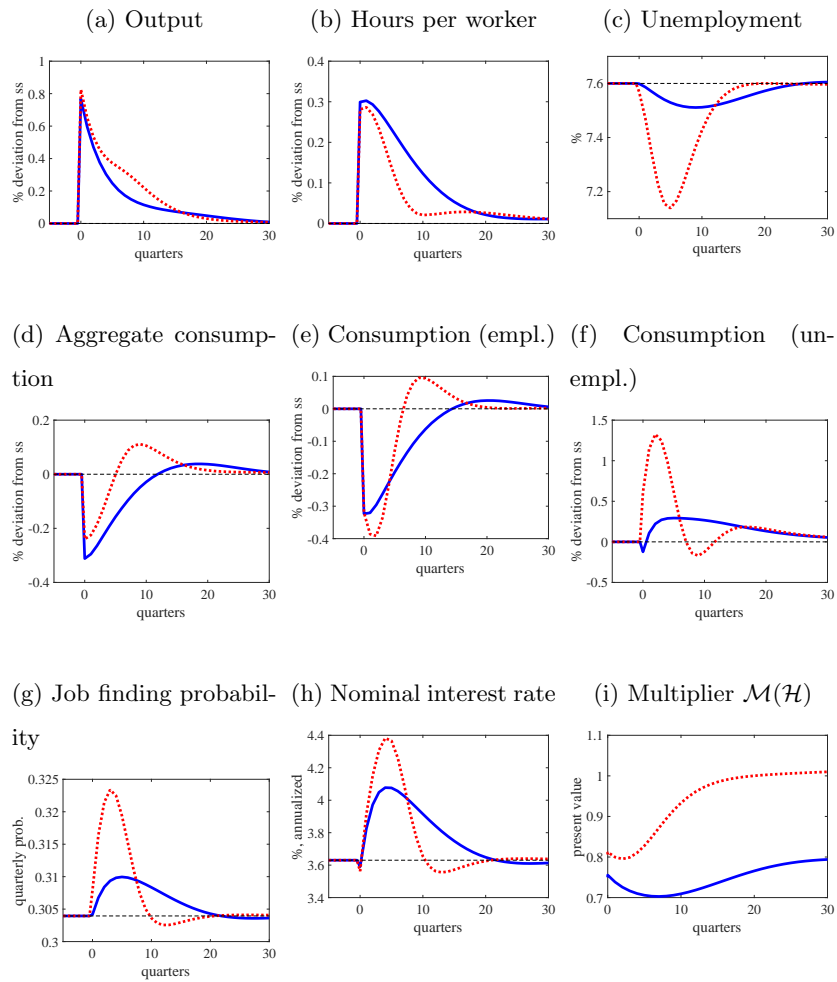


Figure 3: Impulse responses to 3% productivity shocks.



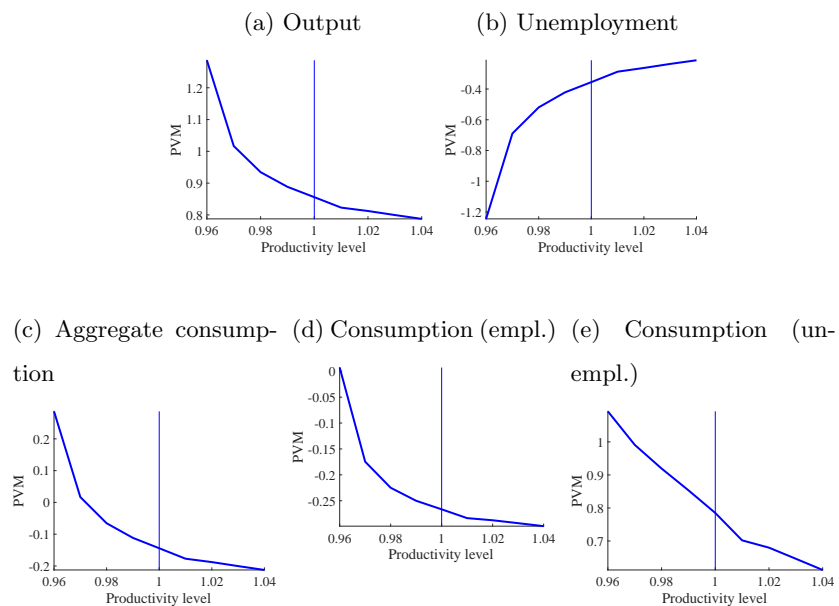
Solid blue: 3% positive shock. Dotted red: 3% negative shock.

Figure 4: Impulse responses to a 5% government spending shock. Net effect in recession and expansion.



Solid blue: conditional on an expansion. Dotted red: conditional on a recession.

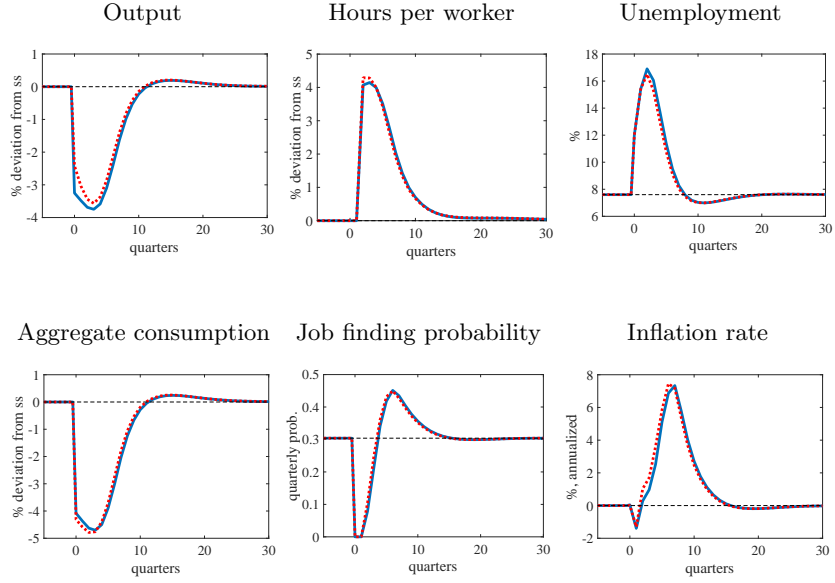
Figure 5: Present-value multipliers conditional on productivity shocks.



Notes: Present-value multiplier are computed according to Equation (19) with  $x_t$  being the variable of interest. The productivity shock ranges from  $-4\%$  to  $4\%$ .

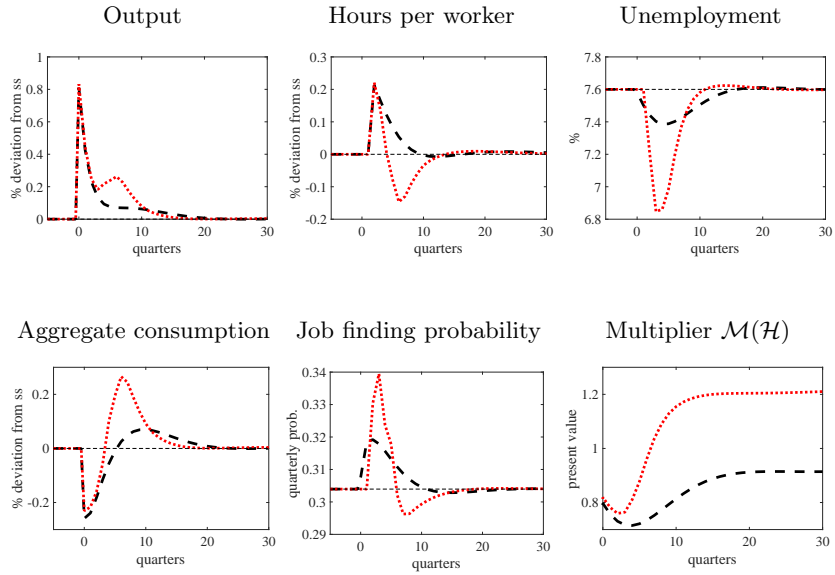
Figure 6: The effects of government spending in the Covid-19 recession.

(a) Effects of the Covid-19 shock.



Solid blue: Covid-19 shock only. Dotted red: Covid-19 & spending shocks.

(b) Net effects of the government spending shock.



Dashed black: around steady state. Dotted red: conditional on the Covid-19 shock.