



**HAL**  
open science

## Age-related effects of prosodic prominence in vowel articulation

Doris Mücke, Tabea Thies, Jane Mertens, Anne Hermes

► **To cite this version:**

Doris Mücke, Tabea Thies, Jane Mertens, Anne Hermes. Age-related effects of prosodic prominence in vowel articulation. 12th International Seminar on Speech Production, Dec 2020, virtual, United States. halshs-03083582

**HAL Id: halshs-03083582**

**<https://shs.hal.science/halshs-03083582>**

Submitted on 19 Dec 2020

**HAL** is a multi-disciplinary open access archive for the deposit and dissemination of scientific research documents, whether they are published or not. The documents may come from teaching and research institutions in France or abroad, or from public or private research centers.

L'archive ouverte pluridisciplinaire **HAL**, est destinée au dépôt et à la diffusion de documents scientifiques de niveau recherche, publiés ou non, émanant des établissements d'enseignement et de recherche français ou étrangers, des laboratoires publics ou privés.



# Age-related effects of prosodic prominence in vowel articulation

Doris Mücke<sup>1</sup>, Tabea Thies<sup>1,2</sup>, Jane Mertens<sup>1</sup>, Anne Hermes<sup>1,2</sup>

<sup>1</sup>University of Cologne, IFL Phonetics, Germany, <sup>2</sup>University of Cologne, University Hospital, Department Neurology, Germany, <sup>3</sup>CNRS/Sorbonne-Nouvelle, Laboratoire de Phonétique et Phonologie, UMR 7018, Paris, France

{doris.muecke, tabea.thies}@uni-koeln.de, anne.hermes@sorbonne-nouvelle.fr

## BACKGROUND

**PROMINENCE MARKING** requires changes in intonation & articulation in intonational languages [1, 2]

- **Highlighting strategies** (hyperarticulation, sonority expansion, feature enhancement) within target syllables
- Adjustments are **gradient** & require a high amount of physical control

**AGING** can lead to deficits in

- **Gross motor control** (prolonged and smaller limb movements, reduction of maximum velocities, asymmetrical movement pattern [3, 4])
- **Speech motor control** (slower acoustic speech rate, slower tongue body movements, prolonged deceleration phases [5, 6])

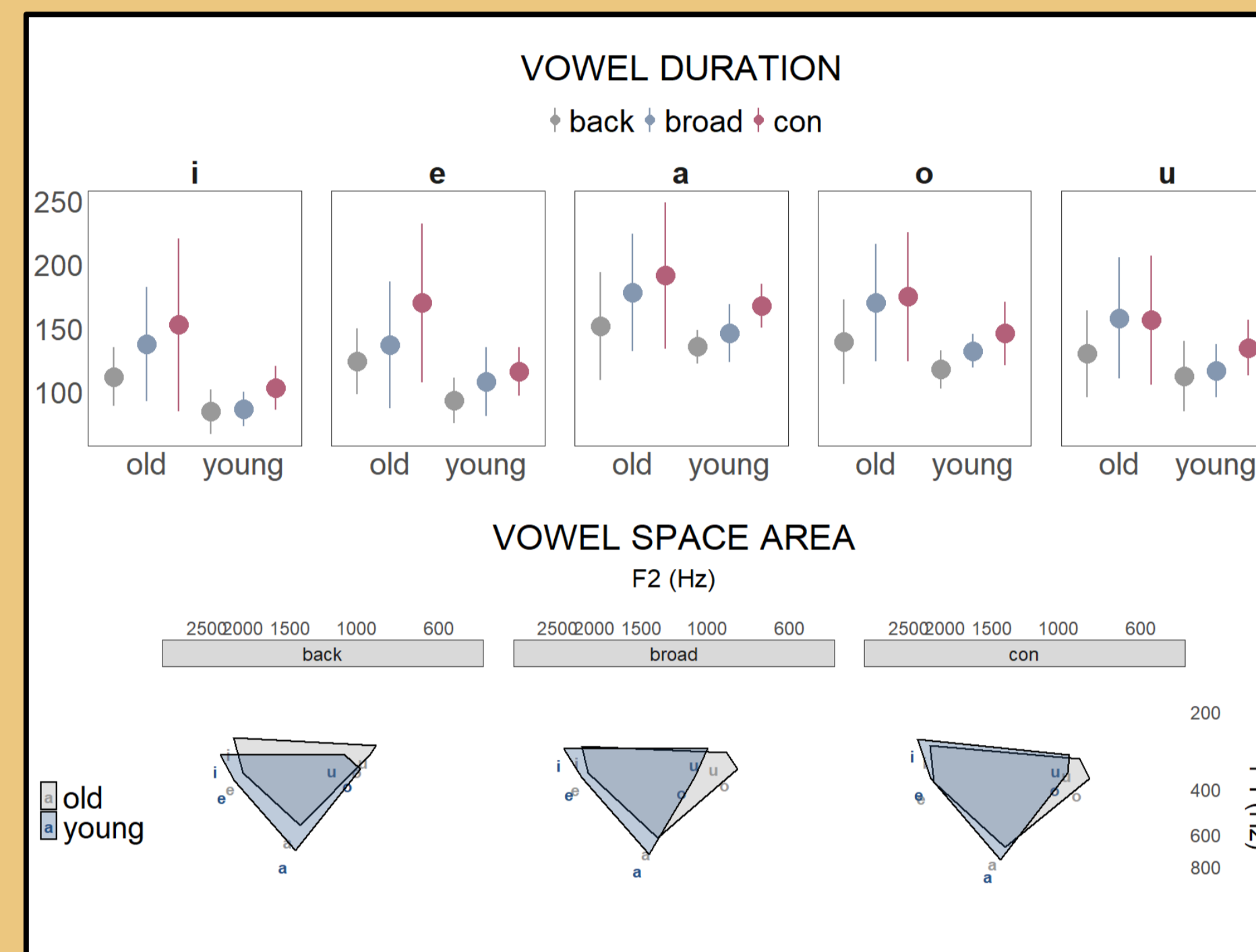
## ACOUSTIC RESULTS

**V1 duration** increases in both groups: background < broad < contrastive

- Prominence modifications stronger for older group
- V1 durations ( $\mu = 31\text{ms}$ ) longer for older speakers

**Spatial Vowel Index** increases in both groups: background < broad < contrastive

- Prominence modifications stronger for younger group
- Vowel space more retracted in older speakers



Parameter	Focus	young	old
V1 duration (ms)	background	109 (26)	132 (35)
	broad	119 (28)	156 (49)
	contrastive	137 (30)	170 (58)
VAI	background	0.96 (0.11)	0.95 (0.08)
	broad	1.05 (0.11)	0.99 (0.08)
	contrastive	1.07 (0.08)	1.01 (0.06)

## AIM OF THE STUDY

How does aging affect prominence marking in the acoustic and articulatory dimension? We focus on vowel production.

## METHOD

**Participants:** 4 older (65-68 years) and 4 younger speakers (20-30 years)

### Recordings

- Electromagnetic Articulography (AG501)
- Girl names (e.g. Mali, Mila) in carrier sentence (V1 = /a, e, i, o, u/), stress on first syllable
- Animated game scenario to elicit prominence:
  - Unaccented (background)
  - Accented (broad focus, contrastive focus)



**Acoustics:** V1 duration, Vowel Articulation Index (VAI with formants F1 & F2 [7])

**Articulation** of vertical tongue body movement: gestural activation interval (GAI), maximum velocity (pVel), displacement, symmetry ratio (deceleration phase / acceleration phase)

## ARTICULATORY RESULTS

**Gestural activation interval** for vowel increases in both groups to signal prominence

- GAI ( $\mu = 33\text{ms}$ ) longer for older speakers

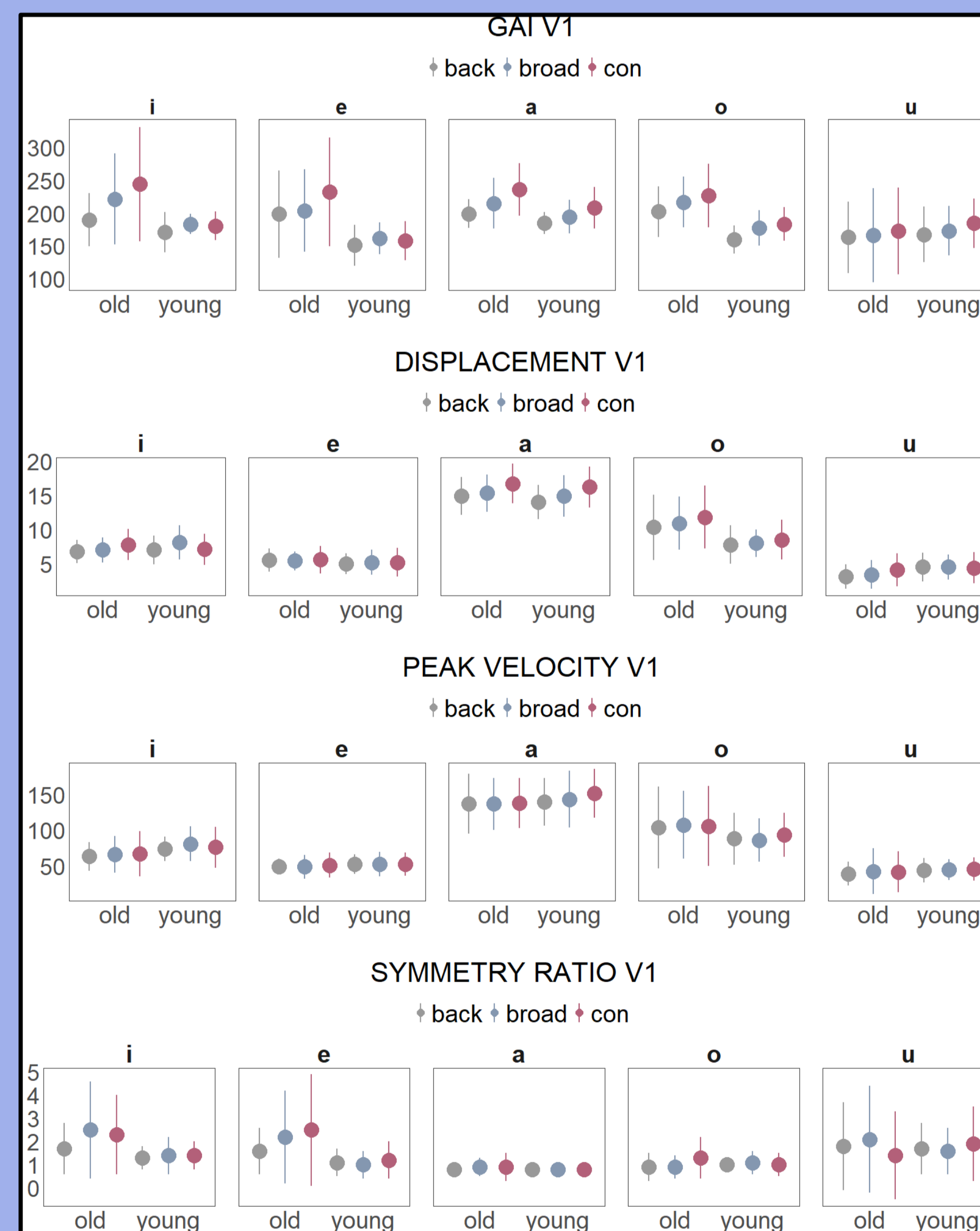
**Symmetry ratio:** No symmetrical increase in duration

- Deceleration phase (interval from pvel to targ) increases under prominence in the older group, especially in high low vowels

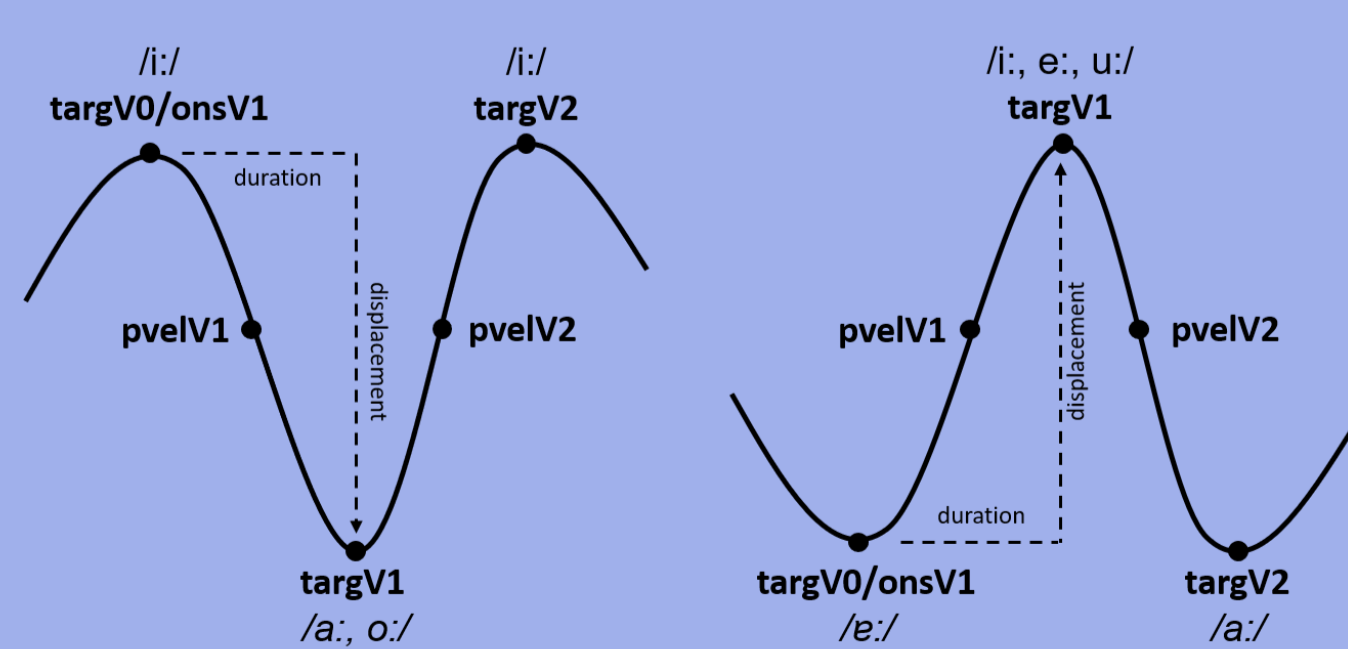
**Displacement** more difficult to grasp:

- Increases in both groups for the low vowel /a/ (low degree of coarticulatory resistance)
- Increase for /o/ in older group (see acoustics results) revealing a more retracted vowel space

**Maximum velocities** are not affected in a systematic way.



Parameter	Focus	young	old
GAI (ms)	background	167 (31)	190 (48)
	broad	177 (29)	204 (60)
	contrastive	183 (33)	223 (70)
PVEL (mm/s)	background	80 (42)	79 (50)
	broad	80 (44)	80 (49)
	contrastive	84 (46)	83 (51)
DISPL (mm)	background	7.7 (4.1)	8.2 (5.1)
	broad	8.0 (4.3)	8.4 (4.9)
	contrastive	8.3 (4.9)	9.4 (5.5)
Symmetry (DEC/ACC)	background	1.2 (0.7)	1.4 (1.2)
	broad	1.2 (0.7)	1.7 (1.8)
	contrastive	1.2 (1.0)	1.7 (1.7)



## DISCUSSION

**Prominence relations are maintained in both groups**

- Across accentuation (accented vs. unaccented)
- Within accentuation (broad vs. contrastive focus)

**Groups differ in the way they use highlighting strategies**

- Stronger temporal modifications for older speakers
- Achieved by prolongation of the deceleration phase
- sonority expansion [8]

- Compensatory strategy for smaller vowel space?

**Speech motor control reflects gross motor control**

- Longer, smaller and asymmetrical movement patterns
- But not slower velocities