



HAL
open science

Entering the labour market for high school students from CAP to BTS level 6 months after leaving the education system in 2020

Robin Antoine, Christel Collin, Nathalie Marchal, Alexandre Fauchon

► To cite this version:

Robin Antoine, Christel Collin, Nathalie Marchal, Alexandre Fauchon. Entering the labour market for high school students from CAP to BTS level 6 months after leaving the education system in 2020: 36% are in paid employment in January 2021. 2021, pp. 1-4. 10.48464/ni-21-42-eng . halshs-03726670

HAL Id: halshs-03726670

<https://shs.hal.science/halshs-03726670>

Submitted on 18 Jul 2022

HAL is a multi-disciplinary open access archive for the deposit and dissemination of scientific research documents, whether they are published or not. The documents may come from teaching and research institutions in France or abroad, or from public or private research centers.

L'archive ouverte pluridisciplinaire **HAL**, est destinée au dépôt et à la diffusion de documents scientifiques de niveau recherche, publiés ou non, émanant des établissements d'enseignement et de recherche français ou étrangers, des laboratoires publics ou privés.



Distributed under a Creative Commons Attribution - NonCommercial - NoDerivatives 4.0 International License

NOTE D'INFORMATION

n° 21.42 – Décembre 2021

INSERJEUNES
SYSTÈME D'INFORMATION PORTÉ
PAR LA DEPP ET LA DARES

Ministry of National Education,
Youth and Sports

Director of publication: Fabienne Rosenwald

Authors: Robin Antoine, Christel Collin,

Nathalie Marchal, DEPP-A1, Alexandre Fauchon, DARES

Translated by Michael Orand

Editor: Bernard Javet

Layout: Anthony Fruchart

e-ISSN 2431-763

Entering the labour market for high school students from CAP to BTS level 6 months after leaving the education system in 2020: 36% are in paid employment in January 2021

- 49% of CAP (ISCED level 35 qualification) to BTS (ISCED level 5 qualification) level high school students in their final year of a vocational course in 2019-2020 are still in training the following school year, 3 points more than the previous generation enrolled in 2018-2019. Among those not pursuing studies, 36% are in paid employment in France in January 2021, 6 months after leaving school (-1 point compared to the generation leaving one year earlier). In the context of the Covid crisis, the employment rate at 6 months decreases by 5 points compared to the generation leaving in 2019. In January 2021, the entry of young people into the labour market was particularly difficult for those leaving from training in specialities affected by the health crisis, such as "hotel, restaurant and tourism" and "hairdressing".

More vocational high school students enrolled in 2019-2020 in the final year of a vocational cycle continue their studies than the previous generation

49% of the high school students enrolled in 2019-2020 in the final year of a vocational cycle from CAP to BTS levels are still in training in France the following year, whether they are repeating their year, continuing their studies or moving on to another training course at any level. This is the case for slightly more than one in two CAP (ISCED level 35 qualification) or vocational baccalaureate (ISCED level 4 qualification) students. For students in the final year of a BTS (ISCED level 5 qualification), this proportion is lower (39%). Overall, the proportion of students still in training increased by 3 points compared with the previous year (+2 points for CAP; +3 points for vocational baccalaureate or BTS) [↘ figure 1a](#). In particular, the proportion of vocational high school pupils continuing their studies in apprenticeship rose by 4 points. The context of the health crisis can encourage students to pursue their studies, as was the case in 2009, and explain the increase in the number of students still in training. At the level of vocational baccalaureate and BTS, the increase in the number of students continuing their studies is slightly more marked for girls than for boys (+4 points compared to +2 points) [↘ figure 1](#).

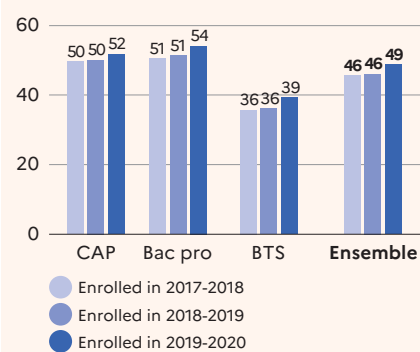
36% of vocational high school students in paid employment 6 months after finishing school

36% of students who are no longer in training are in paid employment in France in January 2021, 6 months after leaving the school system [↘ figure 1b](#).

The higher the level of education, the greater the chances of finding a paid job

quickly after leaving education. After six months, 20% of CAP graduates were in paid employment, compared with 31% of vocational baccalaureate graduates and 49% of BTS graduates. Among those who had completed level 4 training, 1.8% were preparing for a diploma other than the baccalaureate (MC4 complementary mention), their employment rate was 40% (-13 points compared to the previous year).

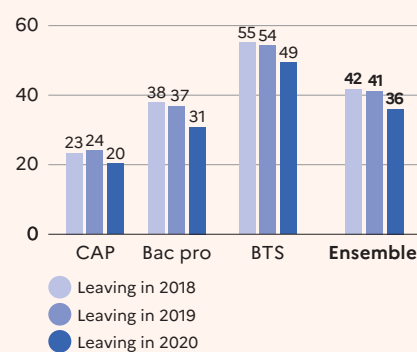
↘ 1a Studies pursuit rate by prepared diploma



Students still in training rate (or rate of studies pursuit): ratio between the number of students enrolled in the last year of a training program and still in training in France the following year and the total number of students enrolled in the last year of a training program.
Field: Metropolitan France + DOM (except Mayotte). Pupils enrolled in last year of training program in 2017/2018, 2018/2019 and 2019/2020
Source: Dares, Depp, InserJeunes

Réf. : Note d'Information, n° 21.42. DEPP

↘ 1b 6 months employment rate by prepared diploma



Employment rate: ratio between the number of training leavers with a paid job and the total number of training leavers
Field: Metropolitan France + DOM (except Mayotte). Vocational education program leavers in 2018, 2019 and 2020, 6 months after leaving.
Source: Dares, Depp, InserJeunes

Réf. : Note d'Information, n° 21.42. DEPP

Among those who had completed a level 3 course, 8.0% were preparing a diploma other than the CAP (MC5), their employment rate was 42% (-8 points) (see Table 2_b_web). Students preparing an MC4 or MC5 represent 1.6% of all vocational high school students in their final year. They are not included in the rest of this study.

At the CAP or vocational baccalaureate levels, boys enter more quickly into the workforce than girls. At CAP level, the employment rate for boys is 23% six months after leaving the school system, while it is 16% for girls (a difference of 7 points). At vocational baccalaureate level, the difference is 5 points (33% for boys, 28% for girls). At BTS level, girls are slightly better integrated than boys are. Their employment rate is 51%, compared to 48% for boys, i.e. a 3-point difference in their favour.

In January 2021, a 5-point drop in the proportion of vocational high school students in paid employment 6 months after finish school

In January 2021, the employment rate of secondary school leavers who left the education system in 2020 fell by 5 points compared with the previous generation who left in 2019. In the context of the economic crisis caused by the Covid-19 epidemic, the employment of young people is deteriorating for all levels of qualification. The employment rate fell by 4 points for CAP graduates, 6 points for vocational baccalaureate graduates and 5 points for BTS graduates. Overall, the drop is of the same magnitude for boys and girls. However, it was greater for girls at CAP level (-5 points compared to -3 points for boys), while at BTS level, the drop in the employment rate was greater for boys (-5 points compared to -4 points for girls). This decline follows the economic context, with the estimated total number of paid jobs in the private sector falling by 1.7% between the last quarter of 2019 and the last quarter of 2020.

The diploma: an asset for the entry into the labour market

86% of students in their final year of vocational training who did not pursue their studies obtained the diploma they were training for. Obtaining a diploma makes it easier to find a paid job. Six months after leaving the education system, 38% of secondary school students who had obtained their diploma were in paid employment, compared with 29% of those who had

not obtained it. This advantage is more important for CAP (22% compared to 13%) and vocational baccalaureate graduates (32% compared to 24%) than for BTS graduates (50% compared to 45%) ↘ figure 2. The employment rate of high school students who leave directly after a CAP having obtained their diploma is close to that of high school students who continued on to a vocational baccalaureate but did not pass their final exam (22% compared to 24%).

A more difficult entry into the workforce when the legal representative is not working

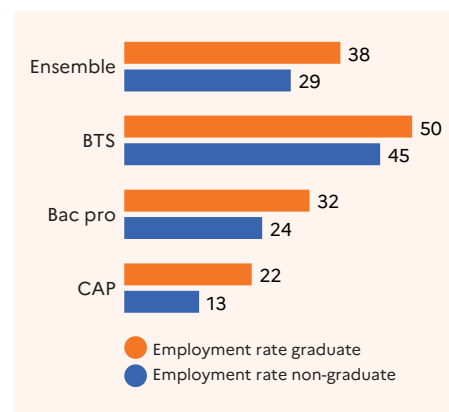
Six months after leaving the school system in 2020, the employment rate of young people whose legal representative is a farmer, artisan, merchant or business owner is higher than that of the group as a whole (43% compared with 36%) ↘ figure 3. Young people whose legal representative is a manager or higher intellectual or intermediate profession also have a higher employment rate (40%) and, to a lesser extent, children of employees (38%) or workers (37%). Conversely, for the 24% of young school leavers whose legal representative is not in employment, only 29% found a paid job six months after leaving the school system. This can be explained in part by the fact that there are more young people enrolled in a vocational training certificate (CAP) among school leavers whose legal representative is not in employment (36% compared with 23% overall) and that the employment for this level of qualification is lower than that of graduates from vocational baccalaureate and BTS courses. However, at

all levels of qualification, employment at 6 months is lower for young people whose legal representative is not in work. The absence of a professional network and the distance from the labour market of parents makes it more difficult for young people to enter the labour market.

Girls more often on fixed-term contracts and boys on temporary employment

Permanent employment is not the norm for the first job of young people leaving vocational education and training. It concerns

↘ 2 6 months employment rate by prepared diploma and graduation



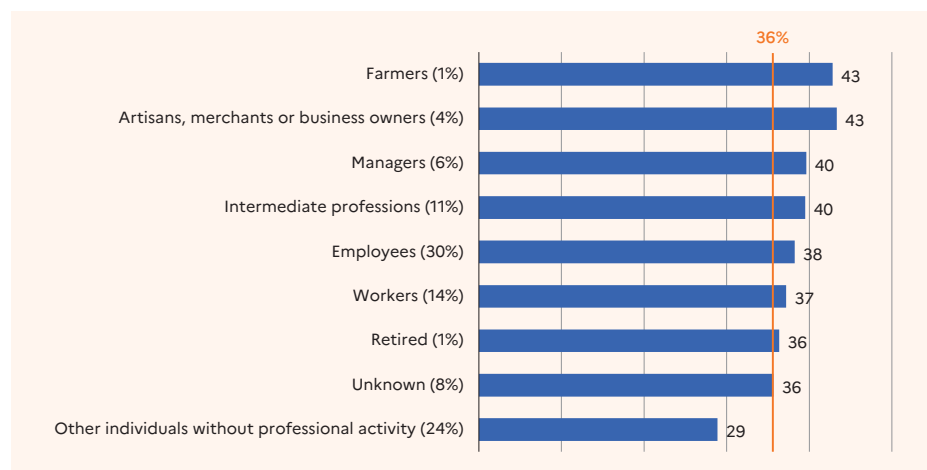
Note: the information on whether the student graduated or not is unknown for 8% of the CAP students, 4% of the Bac pro students and 3% for the BTS students. They are not shown in this figure.

Field: Metropolitan France + DOM (except Mayotte). Vocational education program leavers in 2018, 2019 and 2020, 6 months after leaving.

Source: Dares, Depp, InserJeunes

Réf.: Note d'Information, n° 21.42. DEPP

↘ 3 6 months employment rate by social category of the legal representative (in %)



Note: 36% represents the employment rate of all the students. The data between parentheses represent the proportion of the social category in the social structure of the school leavers.

Field: Metropolitan France + DOM (except Mayotte). Vocational education program leavers in 2018, 2019 and 2020, 6 months after leaving.

Source: Dares, Depp, InserJeunes

Réf.: Note d'Information, n° 21.42. DEPP

38% of secondary school students in paid employment. This proportion is similar to that observed in 2019. The majority of these ex-students are in short-term employment: 38% on fixed-term contracts, 17% on temporary work, 5% on "professionalization contracts" (a subsidized on-the-job training program) and 2% on other types of contracts. Temporary work is clearly more common among boys, while girls are more often on standard fixed-term contracts ↘ **figure 4**. Boys are in fact in the majority in production training (88%). Within this sector, short-term employment takes the form of temporary work. Girls, on the other hand, are more frequently in the services industry (60%), which tend to use fixed-term contracts for their short-term employment.

The share of "professionalization contracts" drops for young people in paid employment

The share of young people on "professionalization contracts" has more than halved compared to last year's graduates in paid employment: from 12% in 2019 to 5% in 2020. This significant decrease is explained by the reduction of almost half (48%) of this type of recruitment between 2019 and 2020, in connection with the health crisis context (see **For more information**).

In addition, 7% of young people leaving paid employment had several jobs during the reference week. Most often, these were very short successive assignments, but also

simultaneous jobs. For the purposes of this study, we have retained only one contract per student, in priority the permanent contract or the longest one.

A quarter of school leavers in paid employment work part-time (24% at BTS level, 26% in CAP and 29% in vocational baccalaureate), a level comparable to the previous year. Girls work part-time more frequently than boys: more than one in three girls work part-time compared to less than one in five boys. The differences between girls and boys are significant in the vocational baccalaureate level (43% of girls work part-time compared with 20% of boys) and the CAP (41% compared with 19%). They persist, but are less marked at BTS level (31% compared with 18%).

Hairdressing and beauty treatments" and "hotels, restaurants and tourism" are the most affected by the health crisis

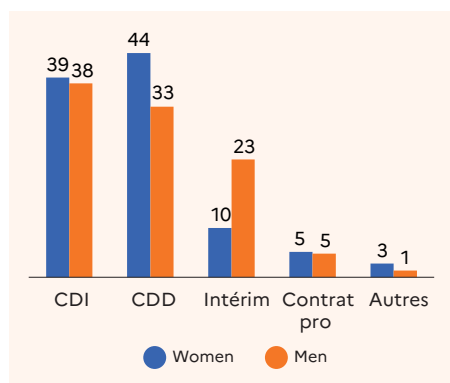
The employment rate fell particularly for young people graduating from training in specialities linked to industries most affected by the crisis, such as the "hotel, restaurant and tourism" and "hairdressing" specialities. For the specialities of 'hairdressing', the employment rate fell by 10 points, from 51% in January 2020 for those leaving education in 2019 to 41% in January 2021 for the next generation leaving in 2020 ↘ **figure 5**. However, this employment rate remains 5.5 points above the average. For specialities in

the 'hotel, restaurant and tourism' sector, the drop is also significant. The employment rate falls from 40% in January 2020 for 2019 leavers to 33% in January 2021, i.e. 7 points lower. In the sectors corresponding to these occupations, the fall in the number of paid jobs was particularly sharp between the last quarter of 2019 and the last quarter of 2020: for the accommodation and catering sector, for example, paid employment fell by 11% year-on-year during this period (see **Pour en savoir Plus**), and by 5% for the household services sector (which includes, in particular, hairdressing and beauty services). Conversely, the specialities in 'civil engineering, construction, wood', 'personal services (health, social)' and 'transport, handling, storage' have weathered the crisis a bit better, with declines in the employment rate that are among the lowest (less than 4 points compared to the previous year).

A high level of employment in "transport, handling, storage".

The level of employment after finishing school differs according to the training speciality. For all levels of training, the specialities "transport, handling, warehousing", "industrial technologies", "energy, chemistry, metallurgy" and "hairdressing and beauty" offer the best employment levels 6 months after leaving training, with rates of over 40% overall. The one-year CAP "road haulage driver" and the two-year BTS "beauty, cosmetics and

↘ 4 Type of employment by gender (%)



Note: 5% of the professionalization contracts are permanent contracts.
Field: Metropolitan France + DOM (except Mayotte). Vocational education program leavers in 2018, 2019 and 2020, in paid employment 6 months after leaving.
Source: Dares, Depp, InserJeunes
 Réf.: Note d'Information, n° 21.42. DEPP

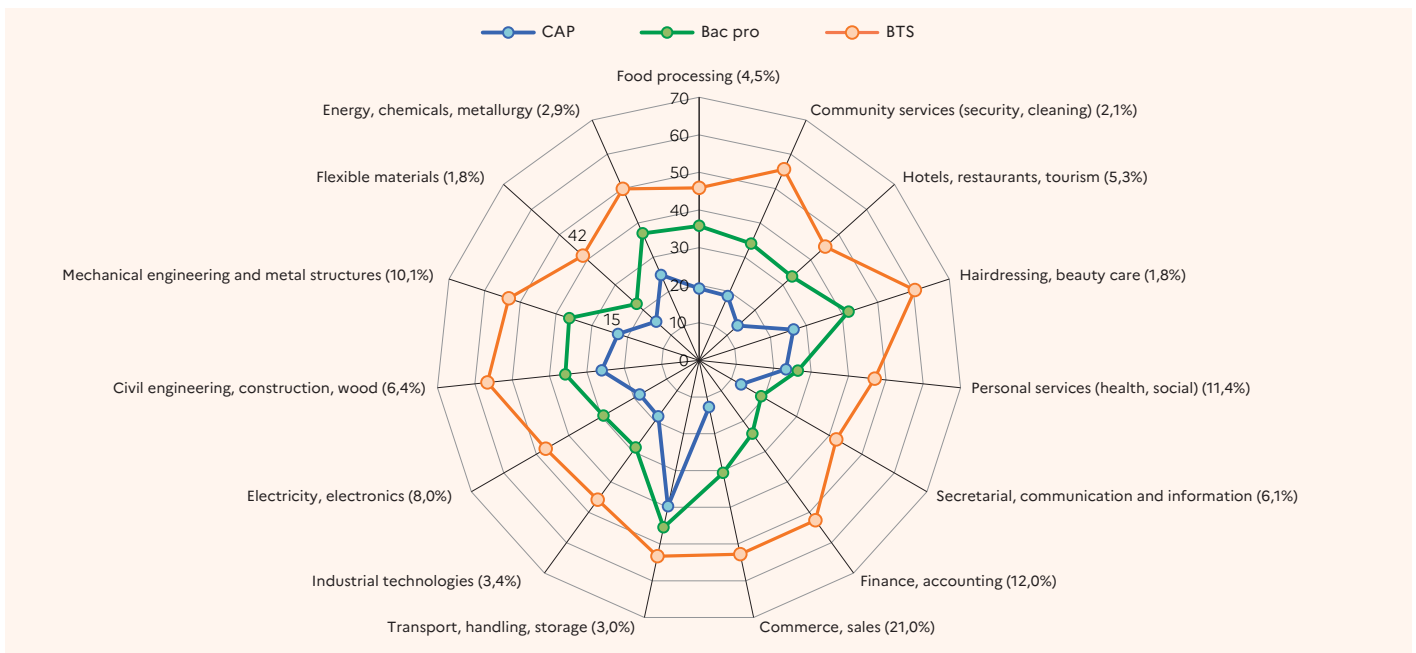
↘ 5 6 months employment rate by the detailed speciality (in %)

Speciality	High school leavers		Evolution 2019-2020 (in points)
	6 months employment rate (in %)		
	Leaving in 2019	Leaving in 2020	
Food processing	35	28	-7
Energy, chemicals, metallurgy	47	43	-4
Flexible materials	43	37	-6
Mechanical engineering and metal structures	30	24	-6
Civil engineering, construction, wood	39	37	-2
Electricity, electronics	38	32	-6
Industrial technologies	49	44	-5
Transport, handling, storage	48	45	-3
Commerce, sales	42	36	-6
Finance, accounting	44	39	-5
Secretarial, communication and information	46	39	-7
Personal services (health, social)	34	32	-2
Hairdressing, beauty care	51	41	-10
Hotels, restaurants, tourism	40	33	-7
Community services (security, cleaning)	37	33	-4
Total	41	36	-5

Field: Metropolitan France + DOM (except Mayotte). Vocational education program leavers in 2018, 2019 and 2020, 6 months after leaving.
Source: Dares, Depp, InserJeunes

Réf.: Note d'Information, n° 21.42. DEPP

6 6 months employment rate by the detailed speciality and prepared diploma (in %)



Note: There is no CAP for the «finance, accounting» speciality
Field: Metropolitan France + DOM (except Mayotte). Vocational education program leavers in 2018, 2019 and 2020, 6 months after leaving.
Source: Dares, Depp, Inserjeunes

Réf : Note d'Information, n° 21.42. DEPP

perfumery trades, option b: training and branding”, with respectively 69% and 65% of young graduates in paid employment after 6 months have a particularly high level of employment. However, these specialities concern less than 5% of school leavers at each level.

Certain health diplomas, such as the BTS “prosthetist orthotist” or “optician-spectacle manufacturer” are among those with the highest levels of employment. They lead respectively to paid employment for 78% and 83% of graduates 6 months after finishing school. The vocational baccalaureate “orthopaedic equipment technician” also has one of the best employment rates for graduates at this level (65%).

In contrast, the employment rate is lowest for the specialities “secretarial, communication and information” and “electricity, electronics”, whatever the level of training **↘ figure 6.**

“Commerce and sales” courses predominate for each level of qualification, accounting for more than one in five students (21%).

At BTS level, this speciality leads to a much better employment than the average, with more than one in two young graduates (53%) in paid employment six months after leaving the course. In these “commerce and sales” courses, the gain in employment rate between the CAP and the baccalaureate level is 18 points. It is also very high between the baccalaureate and the BTS (+22 points).

In the “hotel, restaurant and tourism” specialities, the gain is also significant

MEASURING THE EMPLOYMENT OF YOUNG PEOPLE: THE DEPP/DARES INSERJEUNES INFORMATION SYSTEM

Inserjeunes is an information system obtained by reconciling administrative “schooling” databases (administrative data on student and apprentice registrations) with “employment” databases in order to calculate the following indicators each year at the school level:

- employment rate of the institution’s graduates and the institution’s added value
- rate of further study ;
- rate of interruption during training.

This new system makes it possible to come close to exhaustiveness and to construct labour market entry indicators at very fine levels. These indicators are available at different dates after leaving the education system (6 months, 12 months, 18 months and 24 months).

The *French Fund for the Transformation of Public Action* (FTAP) contributed to the funding of the development of Inserjeunes. It makes it possible to respond to the law “for the freedom to choose one’s professional future” of September 2018.

The first results, for young people leaving the school system in 2019, were published in early 2021.

between the CAP and the vocational baccalaureate (+19 points), and between the baccalaureate and the BTS (+12 points). In “secretariat-information-communication” and “personal services (health, social)” training, young CAP graduates have employment rates close to those of vocational baccalaureate graduates, and it is at BTS level that the gap widens (more than 20 points difference with vocational baccalaureates).

Employment rates are relatively close between graduates of production (35%) and service (37%) training. Overall, boys have a better employment rate than girls do, regardless of the industry or the graduation class, except for BTS in the services industry. ■

FOR MORE INFORMATION

You can find the *Information Note 21.XX*, its figures and data on education.gouv.fr/etudes-et-statistiques