



HAL
open science

A pilot randomised controlled trial comparing the effectiveness of the MaTerre180' participatory tool including a serious game versus an intervention including carbon footprint awareness-raising on behaviours among academia members in France

Claudia Teran-Escobar, Nicolas Becu, Nicolas Champollion, Nicolas Gratiot, Benoît Hingray, Jeremy Panthou, Isabelle Ruin

► **To cite this version:**

Claudia Teran-Escobar, Nicolas Becu, Nicolas Champollion, Nicolas Gratiot, Benoît Hingray, et al.. A pilot randomised controlled trial comparing the effectiveness of the MaTerre180' participatory tool including a serious game versus an intervention including carbon footprint awareness-raising on behaviours among academia members in France. 2023. halshs-04185446

HAL Id: halshs-04185446

<https://shs.hal.science/halshs-04185446>

Preprint submitted on 22 Aug 2023

HAL is a multi-disciplinary open access archive for the deposit and dissemination of scientific research documents, whether they are published or not. The documents may come from teaching and research institutions in France or abroad, or from public or private research centers.

L'archive ouverte pluridisciplinaire **HAL**, est destinée au dépôt et à la diffusion de documents scientifiques de niveau recherche, publiés ou non, émanant des établissements d'enseignement et de recherche français ou étrangers, des laboratoires publics ou privés.

A randomised pilot study to evaluate the effect on low-carbon behaviours in the academic sector

PREPRINT: NOT PEER REVIEWED

1

2 **A pilot randomised controlled trial comparing the effectiveness of the MaTerre180'**

3 **participatory tool including a serious game versus an intervention including carbon**

4 **footprint awareness-raising on low-carbon behaviours among academia members in**

5 **France**

6 Claudia Teran-Escobar^{1*}, Nicolas Becu^{2*}, Nicolas Champollion³, Nicolas Gratiot¹, Benoît

7 Hingray³, G  r  my Panthou³ & Isabelle Ruin^{3*}

8

9 ¹ **Univ. Grenoble Alpes, IRD, CNRS, INRAE, Grenoble INP*, IGE, 38000 Grenoble,**

10 **France**

11 ² **CNRS — UMR 7266 LIENSs, La Rochelle, France**

12 ³ **Univ. Grenoble Alpes, CNRS, IRD, G-INP, IGE, 38000 Grenoble, France**

13

Author Note

14 * Corresponding authors: Claudia Teran-Escobar, Nicolas Becu, or Isabelle Ruin,

15 Univ. Grenoble Alpes, IGE, 70 Rue de la Physique, 38400 Saint-Martin-d'H  res (e-mail :

16 claudia.teran-escobar@univ-grenoble-alpes.fr, nicolas.becu@cnrs.fr or [17 \[grenoble-alpes.fr\]\(mailto:isabelle.ruin@univ-grenoble-alpes.fr\) \)](mailto:isabelle.ruin@univ-</p></div><div data-bbox=)

18 Please cite as: Teran-Escobar, C., Becu, N., Champollion, N., Gratiot, N., Hingray, B.,

19 Panthou, G., & Ruin, I. (2023). A pilot randomised controlled trial comparing the

20 effectiveness of the MaTerre180' participatory tool including a serious game versus an

21 intervention including carbon footprint awareness-raising on low-carbon behaviours among

22 academia members in France. *PsyArXiv*. <https://doi.org/10.31234/osf.io/rj4xf>

A randomised pilot study to evaluate the effect on low-carbon behaviours in the academic sector

- 23 All the authors have read and approved this version of the manuscript. All the authors agree
24 to the sharing of this preprint on *PsyArxiv*.
25 The authors can be reached on Twitter @ClaudiaTeranEs1 or @NicolasGratiot

A randomised pilot study to evaluate the effect on low-carbon behaviours in the academic sector

26 Abstract

27 **Background.** Activities embedded in academic culture (international conferences,
28 field missions) are an important source of greenhouse gas emissions. For this reason,
29 collective efforts still need to be strengthened to lower the carbon footprint of the academic
30 sector. Serious games are often used to promote ecological transition. Nevertheless, most
31 evaluations of their effects either uses qualitative methods or focuses on changes in
32 knowledge and not on behaviour. The main objectives of this study are to 1) Evaluate the
33 feasibility of a control and an experimental behaviour change intervention and, 2) Evaluate
34 the fidelity (the extent to which the implementation of the study corresponds to the original
35 design) of both interventions.

36 **Methods.** People employed by a French research organisation (N=30) will be
37 randomised to one of the two arms. The experimental arm consists in a 1-hour group
38 discussion for raising awareness about climate change, carrying out a carbon footprint
39 assessment and participating to a serious game called “Ma terre en 180 minutes.” The control
40 arm consists of the same intervention (1h discussion + carbon footprint assessment) but
41 without participating to the serious game.

42 On two occasions over one month, participants will be asked to fill in online
43 surveys about their behaviours, psychological constructs related to behaviour change,
44 sociodemographic and institutional information. For every session of intervention, the
45 facilitators will assess task completion, perceived complexity of the tasks, percentage of
46 completion of online questionnaires, duration of each session and perceived responsiveness of
47 participants. Descriptive statistics will be done to analyse percentages and averages of the
48 different outcomes.

49 **Discussion.** Ma-terre EVAL pilot study is a 1-month and a half pilot randomised
50 controlled trial aiming to evaluate the feasibility and the fidelity of a 24-month randomised

A randomised pilot study to evaluate the effect on low-carbon behaviours in the academic sector

51 controlled trial aiming to change academic behaviours such as professional mobility by air,
52 daily commuting and digital and material purchases.

53 **Keywords:** serious game, carbon footprint, psychology, professional mobility, commuting,
54 behaviour change, RCT, human geography, air travel

A randomised pilot study to evaluate the effect on low-carbon behaviours in the academic sector

55

A pilot randomised controlled trial comparing the effectiveness of the MaTerre180' participatory tool including a serious game versus an intervention including carbon footprint awareness-raising on low-carbon behaviours among academia members in France

1. Background

Reducing greenhouse gas emissions to successfully mitigate climate change is a great challenge of the 21st century. From demand-side perspective, an important percentage of greenhouse gases (72%) are related to household or “lifestyle” consumption such as housing, mobility and daily diet (Hertwich & Peters, 2009). For this reason, citizens and communities are encouraged to change their behaviours and practices to mitigate climate change not only in their individual spheres but also in their professional and collective spheres (Whitmarsh et al., 2021). If humanity wants to limit global warming to 1.5° (or 2°), a set of coordinated actions between citizens, investors, consumers, role models and professionals is needed (IPCC, 2022).

Academia members, which include scholars, technical and administrative staff working in universities and research centres, are not exempt from contributing to greenhouse gas emissions and inequalities through certain behaviours. One common practice is attending in-person scientific conferences and field missions, which have been identified as significant sources of emissions (Leochico et al., 2021). Related to the Covid-19 lockdowns, many recent studies focused on conference habits in the academic sector. For example, (van Ewijk & Hoekman, 2021) compared the impact of three in-person conferences in the United States, Korea and England, and estimated that each academic attending to one of these three conferences produced between 1.3 and 1.8 tons of CO₂e.

A randomised pilot study to evaluate the effect on low-carbon behaviours in the academic sector

79 Moreover, research indicates that certain groups within academia face additional
80 disadvantages in accessing in-person conferences. Women, individuals with household
81 responsibilities, those requiring visa applications, scientists working in the Global South and
82 early-career researchers are among those disproportionately affected (Cohen et al., 2020;
83 Glover et al., 2017; Kreil, 2021a; Whitmarsh et al., 2020; Wynes et al., 2019).

84 Criticism has been raised both within and outside academia regarding the high
85 emissions associated with such behaviours (Goodwin, 2020; Köhler et al., 2022), which can
86 undermine the credibility of academics' recommendations on climate change (Attari et al.,
87 2016). Nonetheless, attending in-person scientific conferences continues to be strongly
88 encouraged and often linked to academic excellence (Berné et al., 2022; Glover et al., 2017;
89 Kreil, 2021a; Le Quéré et al., 2015; Storme et al., 2013).

90 **1.1 Strategies for changing Academia's practices and behaviours: *hard* and *soft*** 91 **levers**

92 Increasingly, universities and research centres (National Centre for Scientific
93 Research, CNRS, 2022; EHT Zurich, Kreil, 2021b), communities of actors from the academia
94 (Ma Terre en 180 minutes community, Gratiot et al., 2023; Labo1point5 community,
95 Labo1point5, 2021) and international conference organisers (Warner et al., 2022) are
96 committing to proposing strategies to reduce the carbon footprint of the academic world.

97 In this study protocol, strategies will be categorised in *Hard* levers and *Soft* levers
98 (Bamberg et al., 2011; Javaid et al., 2020; Teran-Escobar et al., 2022). *Hard* levers aim to
99 change the economic and geographical contexts of individuals to encourage or discourage
100 them from adopting a practice. In general, *hard* levers seek to build enabling environments for
101 the adoption of behaviours (Michie et al., 2011). In recent years, in the Academic context,
102 *hard* levers as economic (dis)incentives (e.g., carbon tax on air travel, Barron et al., 2020),
103 limiting air travel by applying individual or collective quotas (Locean-Climactions et al.,

A randomised pilot study to evaluate the effect on low-carbon behaviours in the academic sector
2020; Pellarin et al., 2023), replacing air travel by videoconference (Glover et al., 2017),
prohibiting air travel (e.g., for domestic air travel or for easily achievable travel by train) and
making it more complicate (e.g., longer procedures) to purchase airline tickets (Hoolohan et
al., 2021) have only started to be implemented.

Soft levers or behavioural interventions aim to change the psychological factors
associated with behaviours, such as the intention to reduce air travel for professional mobility
and subjective norms (the feeling of social pressure to adopt a practice deemed acceptable or
expected by others). In general, *soft* levers seek to influence attitudes, motivations and reasons
for adopting a practice (Araújo-Soares et al., 2019). In the field of behaviour change
literature, these levers are referred to as behaviour change techniques (Michie et al., 2013).
Some examples of behaviour change techniques in the field of academic behaviours are the
creation of tools to inform about the emissions of air travel (Hoolohan et al., 2021), relaying
detailed documents about how to travel in a train or engaging in eco-friendly actions during
conferences (e.g., Warner et al., 2022), informing about the social and environmental impacts
of air travelling (Whitmarsh et al., 2020), developing and promoting the use of collaborative
workshops and serious games to raise awareness and discuss transition pathways (Gratiot et
al., 2023). Indeed, serious games are becoming increasingly widespread to promote pro-
environmental behaviours and climate change adaptation behaviours (for reviews, read
Fernández Galeote et al., 2021; Fernández Galeote & Hamari, 2021; Flood et al., 2018).
Although the use of serious games can influence the perception of climate change issues,
stimulate cognitive engagement and even increase the intention of adopting new behaviours
(Fernández Galeote et al., 2021; Fernández Galeote & Hamari, 2021), most of them present
similar limitations (Fernández Galeote et al., 2021). First, most studies examine and evaluate
the gains in knowledge and participants' engagement without measuring any actual
behavioural changes. Second, they often lack of rigorous methodologies including controlled

A randomised pilot study to evaluate the effect on low-carbon behaviours in the academic sector designs (i.e., comparing the effects of an experimental group containing a serious game versus a control group containing other content or no content at all) and longitudinal designs (i.e., studies following the participants' behaviours and knowledge over weeks or months). Third, to our knowledge, there is a lack of studies taking into account the socio-spatial context of the individuals who participate in serious games (their age, their socio-economic status, the characteristics of their living areas). Ma Terre-EVAL study aims to address all the aforementioned limitations.

1.2 Ma Terre-EVAL pilot study

Ma Terre-EVAL is a study carried out by a consortium of researchers in social psychology, human geography and climate science aiming to better understand the motivations and obstacles to adopt ecological transitions paths in Academia. For this purpose, Ma Terre-EVAL combines concepts and knowledge in climate science, gaming and simulation, human geography and behavioural sciences to evaluate the effects of a serious game on three academic practices: professional mobility by air, daily commuting by car and digital and material purchases. Moreover, the motivations towards changing behaviours and the socio-economic and institutional contexts will also be assessed. Ma Terre-EVAL will rely on rigorous methodologies such as a randomised controlled study comparing an experimental arm versus a control arm, a longitudinal follow-up of 6 weeks spread over 24 months and a large-scale study with 1000 participants. More precisely, the sample size was estimated by using *a priori* sample calculation in G*Power 3.1.9.4 (Erdfelder et al., 2009; Faul et al., 2007) by considering that implementing *soft* levers in our second dependent variable (because no study has investigated the effects of *soft* levers on air travel) reduces 7% of daily travel by car ($g = 0.16$, $Z = 6.419$, $p < .001$, 95 % CI [0.113, 0.213], (Semenescu et al., 2020) and considering a significance level of 0.05 and a statistical power of 80%. The behaviours of Academia's actors will be assessed through detailed online surveys (e.g., questionnaires about

A randomised pilot study to evaluate the effect on low-carbon behaviours in the academic sector

154 the numbers of academic travels, distances travelled and questionnaires assessing intentions,
155 habits, subjective norms and socio-economic and institutional contexts).

156 The main objective of this pilot study will be to evaluate the feasibility and the fidelity
157 of Ma Terre-EVAL study through a shorter version (a follow-up of two weeks over one
158 month and a half) with a small number of participants. In this study, the feasibility will be
159 understood as the extent to which the different elements of the intervention and evaluation are
160 feasible for the implementation team (Whitehead et al., 2014) and the fidelity will be
161 understood as the extent to which all the elements of the intervention are accurately
162 implemented and without modifying the behaviour change techniques and contents
163 (Bartholomew et al., 2016). For evaluating the feasibility and the fidelity of this study, a 1-
164 month and a half pilot randomised controlled trial, parallel groups, two arms, exploratory trial
165 with a 1:1 allocation ratio will be implemented. More precisely, the objectives of the study are
166 twofold:

- 167 a) Evaluate the feasibility of the different elements of the interventions (completion
168 or non-completion of planned tasks, assessment of task complexity, participation
169 rates in intervention sessions) and the evaluation (completion rate of online
170 questionnaires and quality of the responses) proposed in Ma Terre-EVAL study.
171 b) Evaluate the fidelity of the behavioural interventions provided to the experimental
172 and control arms (the extent to which all the different elements of the interventions
173 and evaluation are feasible for the team implementing the study).

174 2. Methods

175 The Figure 1 shows the SPIRIT schedule of the present study. All the details related to
176 the tools used for the assessments are presented in Table 1.

	STUDY PERIOD					
	Enrolment	Allocation	Post-allocation		Close-out	
TIMEPOINT	$-S_1$	0	S_0	SI_1	SI_2	S_1

A randomised pilot study to evaluate the effect on low-carbon behaviours in the academic sector

ENROLMENT:						
Eligibility screen	X					
Informed consent	X					
Allocation		X				
INTERVENTIONS:						
<i>Intervention A/Experimental Arm</i>				X	X	
<i>Intervention B/Control Arm</i>				X		
ASSESSMENTS:						
<i>Feasibility of the intervention and adherence</i> <i>Task completion, Perceived complexity of tasks, Participation in sessions</i>				X	X	
<i>Feasibility of the evaluation</i> <i>Completion rate of online surveys, Quality of responses</i>			X			X
<i>Fidelity of the intervention</i> <i>Exposure to the intervention, Perceived responsiveness of participants</i>				X	X	
<i>Academic's behaviours</i> <i>Number of professional trips by air, Percentage of home-work trips made by car or other modes, Frequency of purchasing of equipment, Use of alternatives to air travel</i>				X		
<i>Psychological constructs</i> <i>Intention towards changing behaviours, Knowledge about climate change Beliefs about the consequences of behaviour on the climate, Self-efficacy, Beliefs about negative consequences of reducing air travel, Attitude, Environmental attitudes, Ecological identity, habits, Compensatory beliefs, Self-control resources, Descriptive and subjective norms</i>			X			X
<i>Sociodemographic and institutional information</i> <i>Gender, age, number of children, self-reported distance between home and work, perceived accessibility by train or alternative transport modes, income level, Career status, employer,</i>						

A randomised pilot study to evaluate the effect on low-carbon behaviours in the academic sector

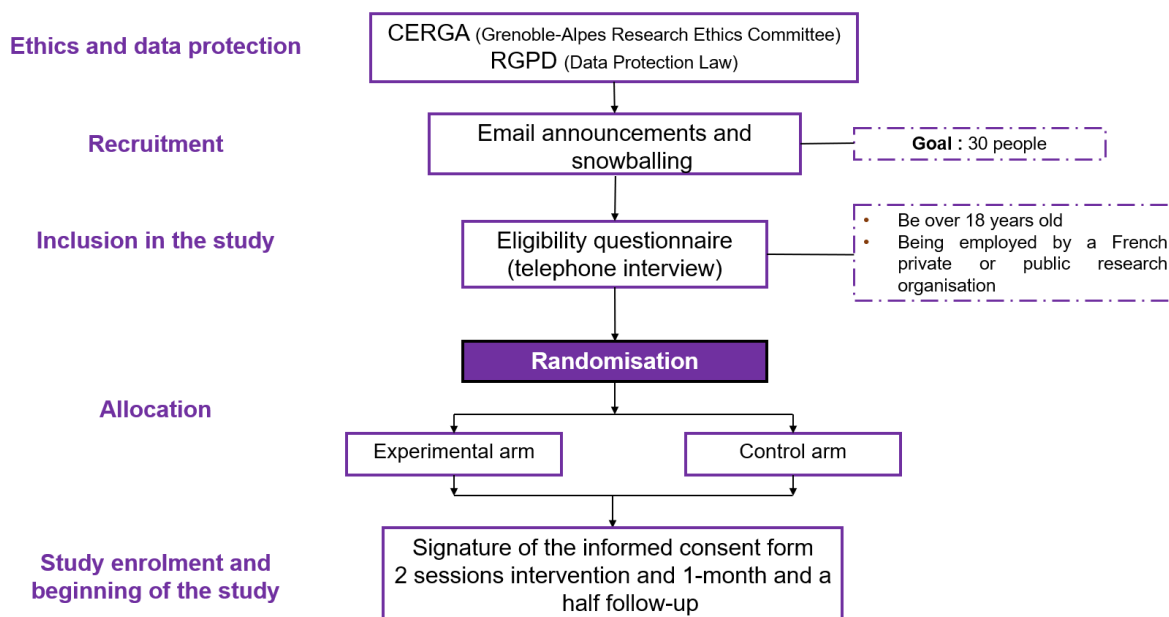


177 Figure 1. SPIRIT schedule of the present study.

178 Note. S = Session (Survey to be fill up), SI = Session if intervention.

179 **2.1 Ethics and data protection**

180 The Figure 2 shows the procedure of ethics, data protection, recruitment, inclusion in
 181 the study, allocation, study enrolment and beginning of the study. First, the main researchers
 182 of this study contacted the Data Protection officer to establish a detailed planned of data
 183 collection and data protection. Then, a detailed document containing the data collection, data
 184 analysis and data protection were submitted to the Grenoble Alpes Research Ethics
 185 Committee (CERGA). Ma Terre-EVAL pilot study received the ethic’s approval in May 2023
 186 (File CERGA-Avis-2023-11).



187
 188 Figure 2. Procedure of the Ma Terre-EVAL pilot study since the ethics and data protection
 189 procedures to the study enrolment and beginning of the study.

190 **2.2 Participants**

191 **2.2.1 Study Setting**

A randomised pilot study to evaluate the effect on low-carbon behaviours in the academic sector

192 This study will be restricted to individuals being employed by a French private or
193 public research organisation. In France, 462k¹ of people work full time for a French private or
194 public research organisation (Ministère de l'Enseignement supérieur et de la Recherche,
195 2020). According to a recent survey involving more than 6000 people working in public
196 research centres (Labo1point5, 2021), between 25% and 35% of the respondents have
197 travelled by air for professional reasons between 2017 and 2019. The principal motives of
198 professional air mobility were conferences, meetings, workshops and research visits.
199 According to this same survey, 24% of the respondents commute by car to go to work.

200 **2.2.2 Eligibility criteria**

201 To take part in Ma Terre-EVAL pilot study, participants will need to meet the following
202 criteria:

- 203 • Being over 18 years old
- 204 • Being employed by a French public or private research organisation.

205 **2.3 Participant timeline**

206 **2.3.1 Recruitment, allocation, and blinding**

207 The participants will be recruited through announcements by e-mail sent by the study
208 partners (CNRS, IRD, Univ. Grenoble-Alpes) and “snowball”. The study partners (CNRS,
209 IRD, Univ. Grenoble-Alpes) will relay announcements describing the study and the steps to
210 follow to participate.

211 The people volunteering to participate in Ma Terre-EVAL pilot study will send an
212 email to the field manager who will call them back to explain the study procedure and
213 verify the eligibility criteria.

214 Participants accepting to participate will be randomly allocated to the experimental or
215 control arm. For this purpose, previously to the enrolment, the scientific team will create a

¹ In total 649 1000 people work partial or full time for R&D representing 462K full-time works.

A randomised pilot study to evaluate the effect on low-carbon behaviours in the academic sector

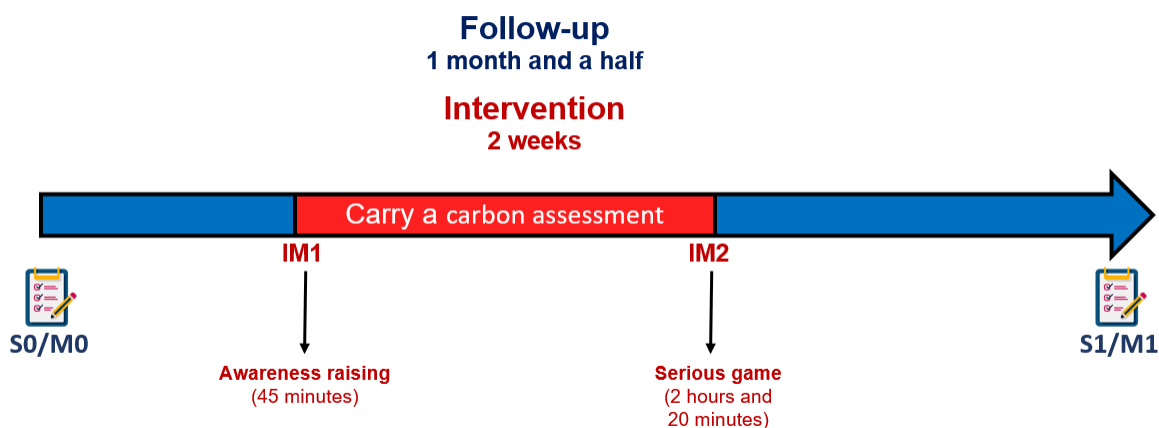
216 randomisation list by blocks of ten (i.e., in this randomisation list by blocks of ten, here are
217 five possibilities to be in the experimental arm and five possibilities to be in the control arm).


218 Concerning the blinding, the implementation team (the facilitators in charge of leading
219 the intervention sessions) will not be aware of the arm allocation at the beginning of the study
220 (S₀), but blinding will be impossible afterward because the facilitators deliver different
221 contents to each arm through online meetings with the participants. The research team might
222 be aware of the group allocation at the moment of analysing the data of the pilot study
223 because of the missing data (because the control arm will have no information about the
224 second intervention meeting). Nevertheless, the lack of blinding will not be a problem,
225 because the objective of this study is not to determine the effects of the intervention but the
226 feasibility and the fidelity of the intervention and the evaluation.

227 **2.3.2 Timeline of the Study**

228 Participants enrolled in this study will have a first 45-minutes online meeting with a
229 member of the implementation team (“Session 0” or S₀, see Figure 3). At the beginning of this
230 meeting, the participant will read and electronically sign and send by mail the consent form (cf.
231 Supplementary materials). Then, he or she will fill in a questionnaire to report on his or her
232 professional mobility, home-to-work mobility and professional electronic purchases,
233 psychological constructs and socio-economic and institutional information (see Table 1 for all
234 the details about the tools and surveys).

A randomised pilot study to evaluate the effect on low-carbon behaviours in the academic sector



235
236 *Figure 3.* Calendar of Ma Terre-EVAL pilot study and the measurements. S = Session (Survey
237 to be fill up), M = Month, IM1 = Intervention meeting with experimental and control arm. IM2
238 = Intervention meeting only with experimental arm.  = Online survey.

239 Approximately two weeks after this session, participants of both experimental and
240 control arm will have the first intervention meeting (IM₁) with another four participants of their
241 same arm and a facilitator (1 hour). During this meeting, the participants will have a discussion
242 aiming to raise awareness between academic behaviours and environmental issues (all the
243 details of this session will be described in the section 2.4). At the end of this meeting,
244 participants of both arms will be asked to evaluate their carbon footprint through the Micmac
245 app (<https://avenirclimatique.org/micmac/simulationCarbone.php>) and send it to the
246 implementation team.

247 Approximately two weeks after this first intervention meeting, only the participants of
248 the experimental arm will be contacted to carry out a second intervention meeting (IM₂) with
249 four participants of their same arm and a facilitator (2 hours and 20 minutes). During this
250 meeting, the participants will participate to the serious game “Ma Terre en 180 minutes” aiming
251 to discuss the possible transition pathways to diminish carbon emissions while playing the role
252 of fictional research laboratory team members (all the details of this session will be described
253 in the section 2.4). During and after each of the meetings (IM₁ and IM₂) the facilitators will

A randomised pilot study to evaluate the effect on low-carbon behaviours in the academic sector

254 complete a checklist and answer questions about the sessions (see Table 1 and supplementary
255 materials).

256 Two weeks after the experimental arm's intervention meeting session (IM2) and one
257 month after the control arm's intervention meeting session (IM2), the participants will receive
258 a link to complete a 15-minutes online survey ("Session 1" or "S₁").

259 **2.3.3 Retention of participants**

260 To limit the attrition risk, we will send a newsletter one month after the start of the study
261 to inform about the laboratories involved in the study and a short presentation of the
262 research and field team.

263 **2.3.4 Power Analysis and Sample Size**

264 Because our data analysis will be descriptive as a part of the feasibility study, we
265 consider that a power analysis is not necessary (Whitehead et al., 2014). Considering time and
266 resources constraints, we decided to recruit thirty participants ($N = 30$) that will be
267 randomised in the experimental or control arm.

268

269 **2.4 Intervention**

270 Eligible participants will be randomised in equal proportion to the experimental arm or to
271 the control arm. The intervention for the experimental arm will last for two weeks (including
272 two intervention meetings and a carbon assessment) as the one for the control arm (including
273 only one intervention meeting and a carbon assessment of the one month and a half study
274 period) (Figure 3). The detailed content of the interventions for experimental and control arms
275 will be described in the next subsections (see Table 2 for a summary).

276 **2.4.1 Experimental Arm**

277 The intervention (Intervention A) to be carried out by this arm consists of an
278 awareness-raising session (one hour in a group of five people with a facilitator), the

A randomised pilot study to evaluate the effect on low-carbon behaviours in the academic sector
279 completion of a carbon footprint assessment and a “Ma Terre en 180 minutes” game session
280 (2 hours 20 minutes in a group of five people with a facilitator).

281 During the first online 1-hour meeting (Intervention meeting 1, IM₁), the facilitator
282 and the group of five participants will discuss about the energy consumption and the basic
283 human’s needs, planetary limits, climate issues, current carbon footprint of a random French
284 person and target carbon footprint according to the Paris Agreement, the link between
285 activities in an academic life and carbon footprint, the distribution of the carbon footprint of
286 some laboratories and the initiatives to diminish it. At the end of the meeting, they will
287 collectively make an astonishment report using virtual Post-its. The behavioural change
288 techniques (Michie et al., 2013) that were targeted by these activities are “5.2 Saliency of
289 consequences”, “5.3 Information about social and environmental consequences”, “6.3
290 Information about others’ approval” and “4.1 Instruction on how to perform the behaviour”.

291 After the first meeting of the intervention, the study participants are encouraged to
292 carry out an online carbon footprint assessment by using a free tool:
293 <https://avenirclimatique.org/micmac/simulationCarbone.php>. This takes between ten and
294 fifteen minutes and requires precise information about the household energy consumption.
295 The behavioural change technique (Michie et al., 2013) that was targeted by this activity is
296 “2.2 Self-monitoring of behaviour”.

297 During the second online 2 hour and 20 minutes meeting (Intervention meeting 2,
298 IM₂), the group of five participants play the serious game “Ma terre en 180 minutes” (see
299 Figure 4 to see an example of a game table or <http://51.178.55.78/MT180/mt180.htm>) under
300 the gaze of the facilitator who answers questions and paces the game steps. During the game
301 session, each player takes on the role of two characters from a research team and begins a free
302 negotiation followed by a guided negotiation aiming at a 50% reduction of the research
303 laboratory carbon footprint. In addition, after the end of the game, the facilitator leads a

A randomised pilot study to evaluate the effect on low-carbon behaviours in the academic sector

304 debriefing session with the participants. The behavioural change techniques (Michie et al.,
 305 2013) that was targeted by the serious game and its debriefing are “6.2 Social comparison”,
 306 “5.2 Saliency des consequences”, “13.2 Framing/reframing”, “6.1 Demonstration of the
 307 behaviour”, “4.1 Instruction about how to perform a behavior”, “12.2 Restructuring the social
 308 environment”. Moreover, the detailed content of the intervention is available on
 309 Supplementary materials.



310

311 *Figure 4.* Example of a game board from the serious game “Ma terre en 180 minutes”.

312 The tokens show the different sources of carbon footprint of each fictional character (e.g.,
 313 travel for conferences or field missions, commuting). The bigger tokens indicate bigger
 314 carbon footprints.

315 2.4.2 Control Arm

316 The intervention (Intervention B) to be carried out by this arm consists of an
 317 awareness-raising session (one hour in a group of five people with a facilitator) and the
 318 completion of a carbon footprint assessment.

319 During the first online 1-hour meeting (Intervention meeting 1, IM₁), the facilitator
 320 and the group of five participants will discuss about the energy consumption and the basic
 321 human’s needs, planetary limits, climate issues, current carbon footprint of a random French

A randomised pilot study to evaluate the effect on low-carbon behaviours in the academic sector

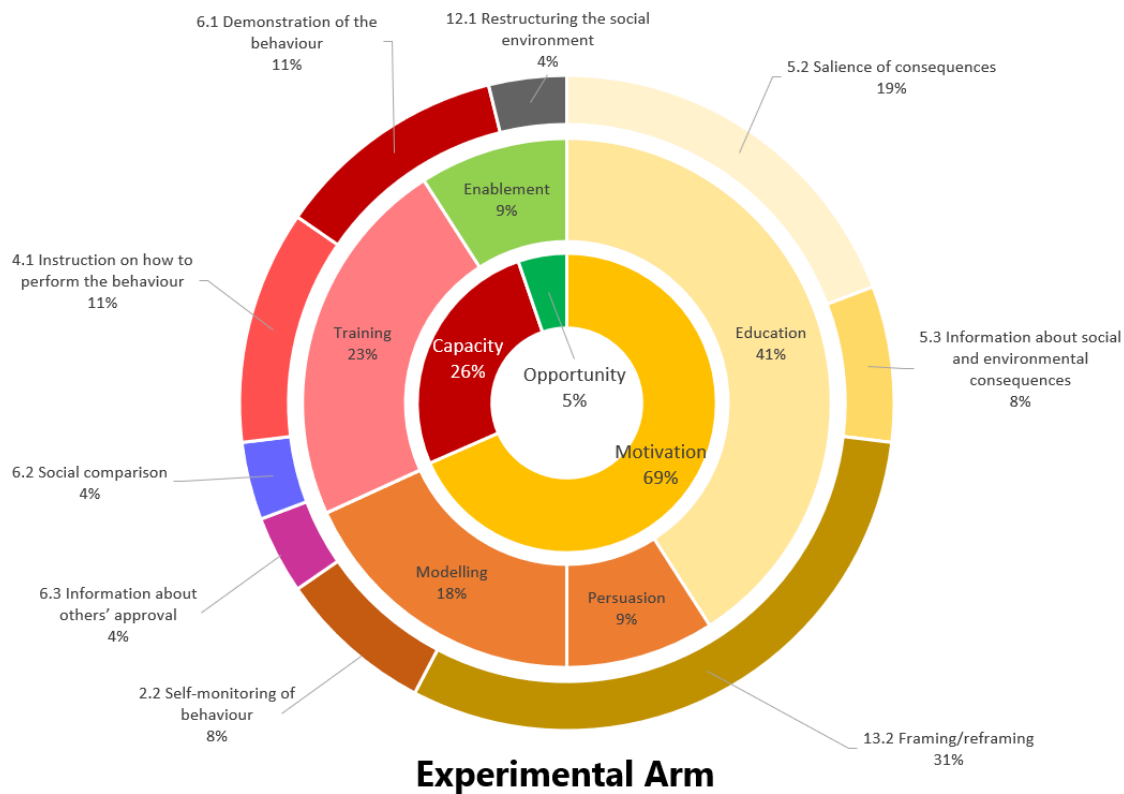
322 person and target carbon footprint according to the Paris Agreement, the link between
323 activities in an academic life and carbon footprint, the distribution of the carbon footprint of
324 some laboratories and the initiatives to diminish it. At the end of the meeting, they will
325 collectively make an astonishment report using virtual Post-its. The behavioural change
326 techniques (Michie et al., 2013) that were targeted by these activities are “5.2 Saliency of
327 consequences”, “5.3 Information about social and environmental consequences”, “6.3
328 Information about others’ approval” and “4.1 Instruction on how to perform the behaviour”.

329 After the first meeting of the intervention, the study participants are encouraged to
330 carry out an online carbon footprint assessment by using a free tool:

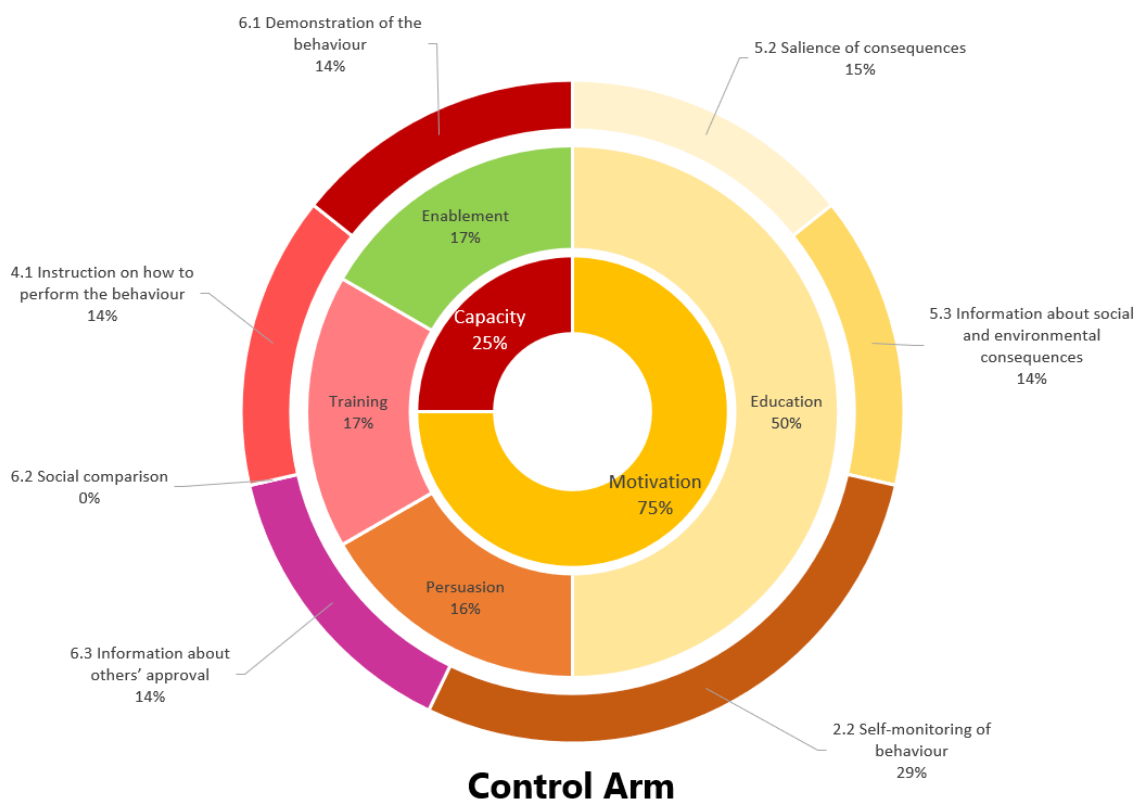
331 <https://avenirclimatique.org/micmac/simulationCarbone.php>. This takes between ten and
332 fifteen minutes and requires precise information about the household energy consumption.
333 The behavioural change technique (Michie et al., 2013) that was targeted by this activity is
334 “2.2 Self-monitoring of behaviour”. The control group does not participate in the serious
335 game “Ma Terre en 180 minutes”.

336 The figure 5 compares the targeted sources of behaviour (i.e., motivation, opportunity
337 or capability according to (Michie et al., 2013), the intervention functions (i.e., education,
338 persuasion, incentivisation, coercion, training, enablement, modelling, environmental
339 restructuring and restriction according to (Michie et al., 2013)) and the behaviour change
340 techniques (Michie et al., 2013) mobilised in the Experimental and Control arms.

A randomised pilot study to evaluate the effect on low-carbon behaviours in the academic sector



341



342

A randomised pilot study to evaluate the effect on low-carbon behaviours in the academic sector

343 *Figure 5.* Sources of behaviour targeted by the interventions (in the centre of the circle),
344 intervention functions (in the intermediary part) and behaviour change techniques (in the
345 exterior part).

346 **2.4.3 Adherence**

347 To measure the adherence to each intervention arm, the facilitator will take notes
348 about the duration of each intervention meeting and of every situation that could disrupt the
349 planned elements of the intervention (e.g., participants not sending their carbon footprints,
350 participants lacking an intervention meeting).

351 **2.5 Outcomes and data collection**

352 **2.5.1 Primary outcomes and data collection methods**

353 The main outcomes of Ma Terre-EVAL pilot will be the feasibility of the intervention,
354 the feasibility of the evaluation of behavioural changes and the fidelity of the intervention.

355 The intervention's feasibility will be operationalised in three variables: 1) Task
356 completion (a checklist of all activities that need to be carried out during the intervention
357 sessions), 2) Complexity of the intervention tasks (a scale of 1 to 3, from easy to difficult) and
358 3) Percentage of participation in the meetings (percentage of people absent or present at the
359 intervention meetings). All of this information will be collected through paper questionnaire.

360 The feasibility of the evaluation of behavioural change will be operationalised in two
361 variables: 1) Completion rate of the online questionnaires (average of the completion of each
362 questionnaire) and 2) Quality of the answers (considering the duration of each questionnaire).
363 More precisely, the quality of the answers will allow us to detect participants who potentially
364 do not take the task seriously enough (i.e., with unrealistic short time on certain tasks) by
365 calculating the Median Absolute Deviation (Leys et al., 2013) to detect outliers on the time
366 spent on the page showing the article and will exclude participants with a Median Absolute

A randomised pilot study to evaluate the effect on low-carbon behaviours in the academic sector

367 Deviation superior to 3. Both of these outcomes will be calculated by the scientific team by
368 downloading the online surveys completed by the participants of the study.

369 Finally, the fidelity of the intervention will be operationalised in two variables: 1)
370 Exposure to the intervention (average time of each session) and, 2) Responsiveness of the
371 participants (via a scale of 1 to 7 from not at all responsive to very responsive, this question
372 will be asked to each facilitator). All of this information will be collected through
373 paper forms. All the details of the variables, tools and measurement times can be found in
374 Table 1.

375 **2.5.2 Secondary outcomes and data collection methods**

376 Secondary outcomes of Ma Terre-EVAL pilot will include the following variables
377 related to Academia's behaviours: Number of professional trips by air, percentage of home-to-
378 work trips made by car, by active and sustainable mobility, frequency of numerical equipment
379 purchase, intention towards changing professional trips made by car, reducing home-to-work
380 trips made by car and frequency of numerical equipment purchase equipment (Godin, 2012)
381 and the use of alternatives to air travel through online surveys implemented on the platform
382 Sphinx iQ2 v 7.3.1.0. Moreover, we will collect psychological constructs such as knowledge
383 about climate change (measured through a multiple-choice questionnaire), beliefs about the
384 consequences of behaviour on the climate (Whitmarsh et al., 2020), self-efficacy of choosing
385 an alternative to air travel (Godin, 2012), self-efficacy of choosing an alternative to car travel
386 (Godin, 2012), self-efficacy of making sustainable purchases (Godin, 2012), beliefs about
387 negative consequences of reducing air travel (Labo1point5, 2021), attitudes towards
388 alternatives to air travel (Godin, 2012), attitudes towards alternatives to car travel (Godin,
389 2012), environmental attitudes (Schleyer-Lindenmann et al., 2016), ecological identity (Lalot
390 et al., 2019), professional travel habits by air (Gardner et al., 2012), commuting habits by car
391 (Gardner et al., 2012), compensatory beliefs (Whitmarsh et al., 2020), perceived self-control

A randomised pilot study to evaluate the effect on low-carbon behaviours in the academic sector
resources (Ryan & Frederick, 1997), descriptive and subjective norms (Godin, 2012) through
online surveys. Finally, socio-demographic and institutional information such as gender, age,
number of children, self-reported distance between home and work, perceived accessibility by
train or alternative transport modes, income levels, career status, employer characteristics,
perceived academic recognition and, funding for professional mobility. All the details of the
variables, tools and measurement times can be found in table 1.

2.6 Data management and statistical methods

2.6.1 Data quality, management, storage, access and confidentiality

In order to monitor the quality of the data, one member of the scientific team will
check the documents filled in by the facilitators (i.e., the documents evaluating the feasibility
and the fidelity) and the presence of missing data in these documents after the end of each
intervention meeting. This data will be immediately transferred to an Excel table.
Furthermore, data from online surveys will be downloaded at the end of each session of
measurement.

The data will be stored in two blocks:

Block 1 will contain the contact file including name and email of the participants for
sending the surveys and setting the intervention meetings. Moreover, this block will contain
the correspondence table between the participants' identifier and their name. This block will
be encrypted and it will only be accessible by the scientific coordinator and the field
coordinator.

Block 2 will contain all the collected data from the paper forms and the online
surveys. The data will be anonymised (only containing the participant's identifier).

Both of the blocks will be locally stored on the secured data centre of the university
Grenoble-Alpes with access restricted only to Ma Terre-EVAL pilot team.

2.6.2 Data monitoring, harms and auditing

A randomised pilot study to evaluate the effect on low-carbon behaviours in the academic sector

417 No data monitoring committee has been conformed for this study because the
418 researchers have no strong suspicion that any of the interventions can potentially harm the
419 participants. The coordinator of the implementation team and the coordinator of the scientific
420 team will meet once every two weeks to audit the trial conduct.

421 **2.6.3 Ancillary and post-trial care**

422 No ancillary and post-trial care will be provided.

423 **2.6.4 Trial registration**

424 Because of the non-clinical character of this research study, we have submitted a
425 registration in <https://www.protocols.io/> with the registration number YXMVM24JBG3P.

426 **2.6.5 Statistical methods**

427 **2.6.5.1 Analysis of the feasibility of the intervention and adherence**

428 Concerning the Task completion, we will identify the tasks that were not completed
429 (i.e., for each group of participants and for each meeting) and we will calculate the percentage
430 of completion of each task (e.g., the discussion about planetary limits was completed in 100%
431 of IM₁ for experimental and control arms). Concerning the perceived complexity of tasks, we
432 will calculate the average complexity of each task (from 1 to 3) and look at all the comments
433 noted by the facilitators. Concerning the adherence, a participation/absence rate will be done
434 per each intervention meeting.

435 **2.6.5.2 Analysis of the feasibility of evaluation**

436 Concerning the Completion rate of online surveys, we will calculate the percentage of
437 completion of online questionnaires during the first session of measurement (S₀) and the
438 second session of measurement (S₁). Concerning the quality of the responses, we will
439 calculate the Median Absolute Deviation (Leys et al., 2013) to detect outliers that spent too
440 few or too much time to complete the surveys (participants with a Median Absolute Deviation
441 > 3).

A randomised pilot study to evaluate the effect on low-carbon behaviours in the academic sector

442 **2.6.5.3 Analysis of the fidelity of the intervention**

443 Concerning the exposure to the intervention, we will calculate the average duration of
444 each intervention meeting. Concerning the perceived responsiveness of participants, we will
445 calculate the average of perceived responsiveness per each intervention meeting.

446 **3. Discussion**

447 Ma-terre EVAL pilot study is a 1-month and a half pilot randomised controlled trial
448 designed to evaluate the feasibility and the fidelity of a 24-month randomised controlled trial
449 aiming to change academic behaviours such as professional mobility by air, daily commuting
450 and digital and material purchases. Ma-terre EVAL pilot study will include a two-arm
451 intervention of 2-weeks: an experimental arm that includes an awareness-raising group
452 discussion, an online carbon footprint assessment and a group session of the serious game “Ma
453 Terre en 180 minutes” (Gratiot et al., 2023); and a control arm which includes only the
454 awareness-raising group discussion and the online carbon footprint assessment. We believe that
455 because the control arm targets mainly raising awareness about climate change and professional
456 behaviours (through the group discussion and the carbon footprint assessment) and
457 consequently it will target sources of behaviour such as capacity and motivation (by using
458 behavioural techniques such as 2.2 self-monitoring of behaviour, 5.3 information about social
459 and environmental consequences, 5.2 salience of consequences according to (Michie et al.,
460 2013)). Furthermore, the experimental arm will additionally aim the co-construction of
461 ecological transition paths in Academia (through the serious game) and potentially will lead to
462 capacity and opportunity building (by using additional behavioural techniques such as 13.2
463 framing/reframing, 12.1 restructuring the social environment and 6.2 social comparison
464 according to (Michie et al., 2013)).

465 Moreover, the evaluation of the effects of Ma Terre-EVAL pilot study includes two
466 sessions of online surveys to measure the participants’ behaviours (number of professional trips

A randomised pilot study to evaluate the effect on low-carbon behaviours in the academic sector
467 by air, percentage of home-to-work trips made by car and by active and sustainable mobility,
468 frequency of purchasing of equipment), the intention towards changing professional trips made
469 by car, reducing home-to-work trips made by car and frequency of purchasing of equipment,
470 psychological mechanisms related to changing behaviours (attitudes, subjective norms, self-
471 efficacy, ecological identity, habits) and socio-demographic and institutional information (e.g.,
472 gender, age, income levels, career status, perceived academic recognition).

473 Because of the complexity of the interventions proposed to the experimental and control
474 arms and the complexity of the evaluation of the behavioural changes, this pilot randomised
475 controlled trial aims to evaluate the feasibility (the extent to which all the different elements of
476 the interventions and evaluation are feasible for the team implementing the study) of the
477 intervention and the evaluation of the fidelity (the extent to which all the elements of the
478 intervention are accurately implemented and without modifying the behaviour change
479 techniques and contents). Indeed, several authors (Bartholomew et al., 2016; Freedland, 2020;
480 Hankonen & Hardeman, 2020) have indicated that every large-scale study should be pre-tested
481 with small groups of participants to identify elements that could be adapted to ensure better
482 feasibility and fidelity.

483 **4. List of Abbreviations**

484 No abbreviation has been used in this paper.

485 **5. Acknowledgements**

486 The authors thank the IRD (Institut for Research and Developpement).

487 **6. Composition, roles, and responsibilities in the project**

488 IR and NB are the scientific coordinators of the project. NG, NC, GP and BH created the
489 content of the experimental and control interventions. CT-E has developed the details of the
490 protocol of the study. All authors contributed to the study design and data collection, and
491 approved the final version of this study.

A randomised pilot study to evaluate the effect on low-carbon behaviours in the academic sector

492 **7. Protocol version and protocol amendments**

493 This version of the protocol (1.0) is dated 1 May 2023. Any changes in the protocol
494 will be communicated and shared on [https://www.protocols.io/view/my-earth-eval-pilot-](https://www.protocols.io/view/my-earth-eval-pilot-yxmvm24jbg3p/v1)
495 [yxmvm24jbg3p/v1](https://www.protocols.io/view/my-earth-eval-pilot-yxmvm24jbg3p/v1) with the DOI: 10.17504/protocols.io.yxmvm24jbg3p/v1.

496 **8. Dissemination policy**

497 The results of the study will be published in scientific journals and open science platforms
498 (e.g., OSF). In addition, the results of the study will be described in a user-friendly style to be
499 sent to the participants and partners of the study.

500 **9. Authors' contributions**

501 CT-E drafted the manuscript under the supervision of IR. All the authors critically appraised
502 the manuscript, worked on its content, and approved the final version for submission.

503 **10. Funding**

504 No funding will be received for carrying out this study.

505 **11. Availability of data and material**

506 The anonymised dataset and the analyse codes will be available after the end of the
507 data analysis in the open science framework:
508 https://osf.io/chpfk/?view_only=0ba1ecd434ce427fb115a447cf36c2c1 with the DOI
509 <https://doi.org/10.17605/OSF.IO/CHPFK>

510 **12. Declarations**

511 **12.1 Ethics approval and consent to participate**

512 Ma Terre-EVAL was approved by Grenoble-Alpes Ethics Committee (File CERGA-
513 Avis-2023-11) in May 2023. Moreover, each participant will read and sign a detailed informed
514 consent form (cf. Supplementary materials) before starting the study only if he/she agrees to
515 participate in the study.

516 **12.2 Consent for publication**

A randomised pilot study to evaluate the effect on low-carbon behaviours in the academic sector

517 Not applicable

518 **12.3 Competing interests**

519 The authors declare no potential competing interests.

520 **13. References**

521 Araújo-Soares, V., Hankonen, N., Pesseau, J., Rodrigues, A., & Sniehatta, F. F. (2019).

522 Developing Behavior Change Interventions for Self-Management in Chronic Illness:

523 An Integrative Overview. *European Psychologist*, 24(1), 7–25.

524 <https://doi.org/10.1027/1016-9040/a000330>

525 Attari, S. Z., Krantz, D. H., & Weber, E. U. (2016). Statements about climate researchers'

526 carbon footprints affect their credibility and the impact of their advice. *Climatic*

527 *Change*, 138(1–2), 325–338. <https://doi.org/10.1007/s10584-016-1713-2>

528 Bamberg, S., Fujii, S., Friman, M., & Gärling, T. (2011). Behaviour theory and soft transport

529 policy measures. *Transport Policy*, 18(1), 228–235.

530 <https://doi.org/10.1016/j.tranpol.2010.08.006>

531 Barron, A. R., Parker, B. J., Sayre, S. S., Weber, S. S., & Weisbord, D. J. (2020). Carbon

532 pricing approaches for climate decisions in U.S. higher education: Proxy carbon prices

533 for deep decarbonization. *Elementa: Science of the Anthropocene*, 8, 42.

534 <https://doi.org/10.1525/elementa.443>

535 Bartholomew, L. K., Markham, C., Ruiter, R. A., Fernández, M. E., Kok, G., & Parcel, G. S.

536 (2016). *Planning health promotion programs: An intervention mapping approach*, 2nd

537 ed. (4th ed., pp. xxiv, 765). Jossey-Bass.

538 Berné, O., Agier, L., Hardy, A., Lellouch, E., Aumont, O., Mariette, J., & Ben-Ari, T. (2022).

539 The carbon footprint of scientific visibility. *Environmental Research Letters*, 17(12),

540 124008. <https://doi.org/10.1088/1748-9326/ac9b51>

A randomised pilot study to evaluate the effect on low-carbon behaviours in the academic sector

- 541 CNRS. (2022, November 14). *Transition bas carbone: Un plan ambitieux pour le CNRS /*
542 *CNRS*. [https://www.cnrs.fr/fr/cnrsinfo/transition-bas-carbone-un-plan-ambitieux-pour-](https://www.cnrs.fr/fr/cnrsinfo/transition-bas-carbone-un-plan-ambitieux-pour-le-cnrs)
543 [le-cnrs](https://www.cnrs.fr/fr/cnrsinfo/transition-bas-carbone-un-plan-ambitieux-pour-le-cnrs)
- 544 Cohen, S., Hanna, P., Higham, J., Hopkins, D., & Orchiston, C. (2020). Gender discourses in
545 academic mobility. *Gender, Work & Organization*, 27(2), 149–165.
546 <https://doi.org/10.1111/gwao.12413>
- 547 Erdfelder, E., Faul, F., Buchner, A., & Lang, A. G. (2009). Statistical power analyses using
548 G*Power 3.1: Tests for correlation and regression analyses. *Behavior Research*
549 *Methods*, 41(4), 1149–1160. <https://doi.org/10.3758/BRM.41.4.1149>
- 550 Faul, F., Erdfelder, E., Lang, A. G., & Buchner, A. (2007). G*Power 3: A flexible statistical
551 power analysis program for the social, behavioral, and biomedical sciences. *Behavior*
552 *Research Methods*, 39(2), 175–191. <https://doi.org/10.3758/BF03193146>
- 553 Fernández Galeote, D., & Hamari, J. (2021). Game-based Climate Change Engagement:
554 Analyzing the Potential of Entertainment and Serious Games. *Proceedings of the ACM*
555 *on Human-Computer Interaction*, 5(CHI PLAY), 1–21.
556 <https://doi.org/10.1145/3474653>
- 557 Fernández Galeote, D., Rajanen, M., Rajanen, D., Legaki, N.-Z., Langley, D. J., & Hamari, J.
558 (2021). Gamification for climate change engagement: Review of corpus and future
559 agenda. *Environmental Research Letters*, 16(6), 063004. [https://doi.org/10.1088/1748-](https://doi.org/10.1088/1748-9326/abec05)
560 [9326/abec05](https://doi.org/10.1088/1748-9326/abec05)
- 561 Flood, S., Cradock-Henry, N. A., Blackett, P., & Edwards, P. (2018). Adaptive and interactive
562 climate futures: Systematic review of ‘serious games’ for engagement and decision-
563 making. *Environmental Research Letters*, 13(6), 063005.
564 <https://doi.org/10.1088/1748-9326/aac1c6>

A randomised pilot study to evaluate the effect on low-carbon behaviours in the academic sector

- 565 Freedland, K. E. (2020). Pilot trials in health-related behavioral intervention research:
566 Problems, solutions, and recommendations. *Health Psychology*.
567 <https://doi.org/10.1037/hea0000946>
- 568 Gardner, B., Abraham, C., Lally, P., & de Bruijn, G.-J. (2012). Towards parsimony in habit
569 measurement: Testing the convergent and predictive validity of an automaticity
570 subscale of the Self-Report Habit Index. *International Journal of Behavioral Nutrition
571 and Physical Activity*, 9(1), 102. <https://doi.org/10.1186/1479-5868-9-102>
- 572 Glover, A., Strengers, Y., & Lewis, T. (2017). The unsustainability of academic aeromobility
573 in Australian universities. *Sustainability: Science, Practice and Policy*, 13(1), 1–12.
574 <https://doi.org/10.1080/15487733.2017.1388620>
- 575 Godin, G. (2012). *Les comportements dans le domaine de la santé: Comprendre pour mieux
576 intervenir*. Presses de l'Université de Montréal.
577 <https://doi.org/10.4000/books.pum.8822>
- 578 Goodwin, J. (2020). *Should Climate Scientists Fly? A Case Study of Arguments at the System
579 Level*. 40(2), 47.
- 580 Gratiot, N., Klein, J., Challet, M., Dangles, O., Janicot, S., Candelas, M., Sarret, G., Panthou,
581 G., Hingray, B., Champollion, N., Montillaud, J., Bellemain, P., Marc, O., Bationo,
582 C.-S., Monnier, L., Laffont, L., Foujols, M.-A., Riffault, V., Tinel, L., ... Michaud
583 Soret, I. (2023). A transition support system to build decarbonization scenarios in the
584 academic community. *PLOS Sustainability and Transformation*, 2(4), e0000049.
585 <https://doi.org/10.1371/journal.pstr.0000049>
- 586 Hankonen, N., & Hardeman, W. (2020). Developing Behavior Change Interventions. In M. S.
587 Hagger, L. D. Cameron, K. Hamilton, N. Hankonen, & T. Lintunen (Eds.), *The
588 Handbook of Behavior Change* (1st ed., pp. 300–317). Cambridge University Press.
589 <https://doi.org/10.1017/9781108677318.021>

A randomised pilot study to evaluate the effect on low-carbon behaviours in the academic sector

- 590 Hertwich, E. G., & Peters, G. P. (2009). Carbon Footprint of Nations: A Global, Trade-Linked
591 Analysis. *Environmental Science & Technology*, 43(16), 6414–6420.
592 <https://doi.org/10.1021/es803496a>
- 593 Hoolohan, C., McLachlan, C., Jones, C., Larkin, A., Birch, C., Mander, S., & Broderick, J.
594 (2021). Responding to the climate emergency: How are UK universities establishing
595 sustainable workplace routines for flying and food? *Climate Policy*, 21(7), 853–867.
596 <https://doi.org/10.1080/14693062.2021.1881426>
- 597 IPCC. (2022). IPCC, 2022: Summary for Policymakers. In P. R. Shukla, J. Skea, R. Slade, A.
598 Al Khouradajie, R. van Diemen, D. McCollum, M. Pathak, S. Some, P. Vyas, R.
599 Fradera, M. Belkacemi, A. Hasija, G. Lisboa, S. Luz, & J. Malley (Eds.), *Climate*
600 *Change 2022: Mitigation of Climate Change. Contribution of Working Group III to*
601 *the Sixth Assessment Report of the Intergovernmental Panel on Climate Change* (pp.
602 1–53). Cambridge University Press. <https://doi.org/10.1017/9781009157926.001>.
- 603 Javaid, A., Creutzig, F., & Bamberg, S. (2020). Determinants of low-carbon transport mode
604 adoption: Systematic review of reviews. *Environmental Research Letters*, 15(10),
605 103002. <https://doi.org/10.1088/1748-9326/aba032>
- 606 Köhler, J. K., Kreil, A. S., Wenger, A., Darmandieu, A., Graves, C., Haugestad, C. A. P.,
607 Holzen, V., Keller, A., Lloyd, S., Marczak, M., Međugorac, V., & Rosa, C. D. (2022).
608 The Need for Sustainability, Equity, and International Exchange: Perspectives of Early
609 Career Environmental Psychologists on the Future of Conferences. *Frontiers in*
610 *Psychology*, 13, 906108. <https://doi.org/10.3389/fpsyg.2022.906108>
- 611 Kreil, A. S. (2021a). Does flying less harm academic work? Arguments and assumptions
612 about reducing air travel in academia. *Travel Behaviour and Society*, 25, 52–61.
613 <https://doi.org/10.1016/j.tbs.2021.04.011>

A randomised pilot study to evaluate the effect on low-carbon behaviours in the academic sector

- 614 Kreil, A. S. (2021b). *Reducing the climate impact associated with air travel: Shifting*
615 *perspectives within and beyond Academia* [ETH Zurich]. [https://doi.org/10.3929/ethz-](https://doi.org/10.3929/ethz-b-000519412)
616 [b-000519412](https://doi.org/10.3929/ethz-b-000519412)
- 617 Labo1point5. (2021). *Les personnels de la recherche face au changement climatique*.
618 <https://labos1point5.org/les-enquetes/enquete1-intro>
- 619 Lalot, F., Quiamzade, A., Falomir-Pichastor, J. M., & Gollwitzer, P. M. (2019). When does
620 self-identity predict intention to act green? A self-completion account relying on past
621 behaviour and majority-minority support for pro-environmental values. *Journal of*
622 *Environmental Psychology*, *61*, 79–92. <https://doi.org/10.1016/j.jenvp.2019.01.002>
- 623 Le Quéré, C., Capstick, S., Corner, A., Cutting, D., Johnson, M., Minns, A., Schroeder, H.,
624 Walker-Springett, K., Whitmarsh, L., & Wood, R. (2015). *Towards a culture of low-*
625 *carbon research for the 21st Century*. Tyndall Centre, University of East Anglia.
626 <https://tyndall.ac.uk/wp-content/uploads/2021/09/twp161.pdf>
- 627 Leochico, C. F. D., Giusto, M. L. D., & Mitre, R. (2021). Impact of scientific conferences on
628 climate change and how to make them eco-friendly and inclusive: A scoping review.
629 *The Journal of Climate Change and Health*, *4*, 100042.
630 <https://doi.org/10.1016/j.joclim.2021.100042>
- 631 Leys, C., Ley, C., Klein, O., Bernard, P., & Licata, L. (2013). Detecting outliers: Do not use
632 standard deviation around the mean, use absolute deviation around the median.
633 *Journal of Experimental Social Psychology*, *49*(4), 764–766.
634 <https://doi.org/10.1016/j.jesp.2013.03.013>
- 635 Locean-Climactions, Olivier, L., Capet, X., Couespel, D., de Lavergne, C., Deshayes, J.,
636 Echevin, J., Foujols, M.-A., Janicot, S., Lévy, C., Mignot, J., Olivier, L., Pauthenet,
637 E., Ronchail, J., Sallée, J. -b., Sergi, S., Silvy, Y., Thomsen, S., & Vignes, L. (2020).
638 *Vers une transition bas carbone au locean: Démarche, mise en place et perspectives*.

A randomised pilot study to evaluate the effect on low-carbon behaviours in the academic sector

639 [https://www.researchgate.net/publication/348621107_Vers_une_transition_bas_carbo](https://www.researchgate.net/publication/348621107_Vers_une_transition_bas_carbone_au_LOCEAN_demarche_mise_en_place_et_perspectives)
640 [ne_au_LOCEAN_demarche_mise_en_place_et_perspectives](https://www.researchgate.net/publication/348621107_Vers_une_transition_bas_carbone_au_LOCEAN_demarche_mise_en_place_et_perspectives)

641 Michie, S., Richardson, M., Johnston, M., Abraham, C., Francis, J., Hardeman, W., Eccles,
642 M. P., Cane, J., & Wood, C. E. (2013). The Behavior Change Technique Taxonomy
643 (v1) of 93 Hierarchically Clustered Techniques: Building an International Consensus
644 for the Reporting of Behavior Change Interventions. *Annals of Behavioral Medicine*,
645 *46*(1), 81–95. <https://doi.org/10.1007/s12160-013-9486-6>

646 Michie, S., van Stralen, M. M., & West, R. (2011). The behaviour change wheel: A new
647 method for characterising and designing behaviour change interventions.
648 *Implementation Science*, *6*(1), 1–11. <https://doi.org/10.1186/1748-5908-6-42>

649 Ministère de l'Enseignement supérieur et de la Recherche. (2020). *L'État de l'Enseignement*
650 *supérieur, de la Recherche et de l'Innovation en France* (pp. 1–148). Ministère de
651 l'Enseignement supérieur et de la Recherche. [https://www.enseignementsup-](https://www.enseignementsup-recherche.gouv.fr/fr/l-etat-de-l-enseignement-superieur-de-la-recherche-et-de-l-innovation-en-france-47824)
652 [recherche.gouv.fr/fr/l-etat-de-l-enseignement-superieur-de-la-recherche-et-de-l-](https://www.enseignementsup-recherche.gouv.fr/fr/l-etat-de-l-enseignement-superieur-de-la-recherche-et-de-l-innovation-en-france-47824)
653 [innovation-en-france-47824](https://www.enseignementsup-recherche.gouv.fr/fr/l-etat-de-l-enseignement-superieur-de-la-recherche-et-de-l-innovation-en-france-47824)

654 Pellarin, T., Champollion, N., Gratiot, N., Teran-Escobar, C., Ruin, I., Panthou, G., Hingray,
655 B., Delaygue, G., Jager, E., Lamothe, A., Piton, G., Evin, G., Blanchet, J., Philippon,
656 N., Philip, A., Martinerie, P., & Picard, G. (2023). *Reducing the carbon footprint of a*
657 *public research laboratory in Geosciences. Assessing a reduction strategy built with*
658 *laboratory members after a 3-year experimentation* [Other]. display.
659 <https://doi.org/10.5194/egusphere-egu23-13694>

660 Ryan, R. M., & Frederick, C. (1997). On Energy, Personality, and Health: Subjective Vitality
661 as a Dynamic Reflection of Well-Being. *Journal of Personality*, *65*(3), 529–565.
662 <https://doi.org/10.1111/j.1467-6494.1997.tb00326.x>

A randomised pilot study to evaluate the effect on low-carbon behaviours in the academic sector

- 663 Schleyer-Lindenmann, A., Dauvier, B., Ittner, H., & Piolat, M. (2016). Mesure des attitudes
664 environnementales: Analyse structurale d'une version française de la NEPS (Dunlap et
665 al., 2000). *Psychologie Française*, 61(2), 83–102.
666 <https://doi.org/10.1016/j.psfr.2014.07.002>
- 667 Semenescu, A., Gavreliuc, A., & Sârbescu, P. (2020). 30 Years of soft interventions to reduce
668 car use – A systematic review and meta-analysis. *Transportation Research Part D:
669 Transport and Environment*, 85, 102397. <https://doi.org/10.1016/j.trd.2020.102397>
- 670 Storme, T., Beaverstock, J. V., Derrudder, B., Faulconbridge, J. R., & Witlox, F. (2013). How
671 to cope with mobility expectations in academia: Individual travel strategies of tenured
672 academics at Ghent University, Flanders. *Research in Transportation Business &
673 Management*, 9, 12–20. <https://doi.org/10.1016/j.rtbm.2013.05.004>
- 674 Teran-Escobar, C., Duché, S., Bouscasse, H., Isoard-Gatheur, S., Juen, P., Lacoste, L., Lyon-
675 Caen, S., Mathy, S., Ployon, E., Risch, A., Sarrazin, P., Slama, R., Tabaka, K.,
676 Treibich, C., Chardonnel, S., & Chalabaev, A. (2022). InterMob: A 24-month
677 randomised controlled trial comparing the effectiveness of an intervention including
678 behavioural change techniques and free transport versus an intervention including air
679 pollution awareness-raising on car use reduction among regular car users living in
680 Grenoble, France. *BMC Public Health*, 22(1), 1763. [https://doi.org/10.1186/s12889-
681 022-14099-4](https://doi.org/10.1186/s12889-022-14099-4)
- 682 van Ewijk, S., & Hoekman, P. (2021). Emission reduction potentials for academic conference
683 travel. *Journal of Industrial Ecology*, 25(3), 778–788.
684 <https://doi.org/10.1111/jiec.13079>
- 685 Warner, L. M., Teran-Escobar, C., Janssen, A., Masaryk, R., Rehackova, L., Bourke, B., &
686 Araujo-Soares, V. (2022). How to make EHPS conferences more climate-friendly.

A randomised pilot study to evaluate the effect on low-carbon behaviours in the academic sector

687 First ideas for the 2022 meeting of the European Health Psychology Society. *The*

688 *European Health Psychologist*, 22(4), 871–875.

689 Whitehead, A. L., Sully, B. G. O., & Campbell, M. J. (2014). Pilot and feasibility studies: Is
690 there a difference from each other and from a randomised controlled trial?

691 *Contemporary Clinical Trials*, 38(1), 130–133.

692 <https://doi.org/10.1016/j.cct.2014.04.001>

693 Whitmarsh, L., Capstick, S., Moore, I., Köhler, J., & Le Quéré, C. (2020). Use of aviation by
694 climate change researchers: Structural influences, personal attitudes, and information
695 provision. *Global Environmental Change*, 65, 102184.

696 <https://doi.org/10.1016/j.gloenvcha.2020.102184>

697 Whitmarsh, L., Poortinga, W., & Capstick, S. (2021). Behaviour change to address climate
698 change. *Current Opinion in Psychology*, 42, 76–81.

699 <https://doi.org/10.1016/j.copsyc.2021.04.002>

700 Wynes, S., Donner, S. D., Tannason, S., & Nabors, N. (2019). Academic air travel has a
701 limited influence on professional success. *Journal of Cleaner Production*, 226, 959–

702 967. <https://doi.org/10.1016/j.jclepro.2019.04.109>

703

A randomised pilot study to evaluate the effect on low-carbon behaviours in the academic sector

704

705

Tables

706

Table 1. Summary of the variables, tools and time measurements.

Outcomes	Tool	S ₀	SI ₁	SI ₂	S ₁
Main outcomes of the study					
Feasibility of the intervention and adherence					
Task completion	Cheklist of tasks to complete		✓ ^a	✓ ^a	
Perceived complexity of tasks	Scale of 1 to 3 (easy to difficult)		✓ ^a	✓ ^a	
Participation in sessions	Rate of participation/absence in sessions		✓ ^a	✓ ^a	
Feasibility of the evaluation					
Completion rate of online surveys	Percentage of completion of online questionnaires	✓ ^b			✓ ^b
Quality of responses	Duration of each questionnaire (too short or too long times considered low quality)	✓ ^b			✓ ^b
Fidelity of the intervention					
Exposure to the intervention	Duration of each session		✓ ^a	✓ ^a	
Perceived responsiveness of participants	Scale of 1 to 7 (not at all responsive to very responsive)		✓ ^a	✓ ^a	
Secondary outcomes					
Academic's behaviours					
Number of professional trips by air	Survey	✓			

A randomised pilot study to evaluate the effect on low-carbon behaviours in the academic sector

Percentage of home-work trips made by car et by active and sustainable mobility	Survey	✓	
Frequency of purchasing of equipment	Survey	✓	
Intention towards changing professional trips made by car, reducing home-work trips made by car and frequency of purchasing of equipement	Adapted survey (Godin, 2012)	✓	✓
Use of alternatives to air travel	Survey	✓	
Psychological constructs			
Knowledge about climate change	Multiple choice questionnaire	✓	✓
Beliefs about the consequences of behaviour on the climate	Adapted survey (Whitmarsh et al., 2020)	✓	✓
Self-efficacy of choosing an alternative to air travel	Adapted survey (Godin, 2012)	✓	✓
Self-efficacy of choosing an alternative to car travel	Adapted survey (Godin, 2012)	✓	✓
Self-efficacy of making sustainable purchases	Adapted survey (Godin, 2012)	✓	✓
Beliefs about negative consequences of reducing air travel	Adapted survey (Labo 1point5, 2021)	✓	✓
Attitudes towards alternatives to air travel	Adapted survey (Godin, 2012)	✓	✓
Attitudes towards alternatives to car travel	Adapted survey (Godin, 2012)	✓	✓

A randomised pilot study to evaluate the effect on low-carbon behaviours in the academic sector

Environmental attitudes	Environmental attitudes scale (Schleyer-Lindenmann et al., 2016)	✓	✓
Ecological identity	Green identity scale (Lalot et al., 2019)	✓	
Business travel habits by air	Adapted habits scale (Gardner et al., 2012)	✓	
Commuting habits by car	Adapted habits scale (Gardner et al., 2012)	✓	
Compensatory beliefs	Survey (Whitmarsh et al., 2020)	✓	✓
Self-control resources	Subjective vitality scale (Ryan & Frederick, 1997)	✓	✓
Descriptive and subjective norms	Adapted survey (Godin, 2012)	✓	✓
<hr/>			
Sociodemographic and institutional information			
Socio-demographic questionnaire (Gender, age, number of children, self-reported distance between home and work, perceived accessibility by train or alternative transport modes, income level)	Survey	✓	
Socio-demographic follow-up questionnaire (number of children, self-reported distance between home and work, perceived accessibility by train or alternative transport modes, income level)	Survey		✓
Employment questionnaire	Survey	✓	

A randomised pilot study to evaluate the effect on low-carbon behaviours in the academic sector

(Career status, employer characteristics, academic recognition, funding for professional mobility)

Employment follow-up questionnaire (career status, employer characteristics, academic recognition, funding for professional mobility)

Survey



707

708 **Note.** By default, the outcomes will be measured by using an online survey. S = Session (Survey to be fill up), SI = Session if intervention, R=

709 Recruitment and enrolment periods. ^a indicates that the outcome was measured by a questionnaire by paper, ^b indicates that the outcome was

710 calculated by a member of the research team based on other data.

A randomised pilot study to evaluate the effect on low-carbon behaviours in the academic sector

711 Table 2. Summary of the elements of the experimental and the control arms.

Element	Experimental arm	Control arm
First group appointment with a facilitator	Group discussion about topics related to planetary limits, climate change, distribution of the carbon footprint of some research laboratories and initiatives to decrease the Academia's carbon footprint.	Group discussion about topics related to planetary limits, climate change, distribution of the carbon footprint of some research laboratories and initiatives to decrease the Academia's carbon footprint.
Conducting an individual carbon assessment	Online individual carbon assessment related to food, mobility and energy consumption.	Online individual carbon assessment related to food, mobility and energy consumption.
Second group appointment with a facilitator	Group session of the serious game "Ma terre en 180 minutes". During the serious game, each participant takes on the role of two fictional characters from a research laboratory whose mission is to reduce the laboratory's carbon footprint by 50%.	

712