



HAL
open science

Introduced and extinct: neglected archival specimens shed new light on the historical biogeography of an iconic avian species in the Mediterranean

Giovanni Forcina, Miguel Clavero, Marie Meister, Christina Barilaro, Monica Guerrini, Filippo Barbanera

► To cite this version:

Giovanni Forcina, Miguel Clavero, Marie Meister, Christina Barilaro, Monica Guerrini, et al.. Introduced and extinct: neglected archival specimens shed new light on the historical biogeography of an iconic avian species in the Mediterranean. *Integrative Zoology*, In press, 10.1111/1749-4877.12801 . halshs-04398242

HAL Id: halshs-04398242

<https://shs.hal.science/halshs-04398242>

Submitted on 16 Jan 2024

HAL is a multi-disciplinary open access archive for the deposit and dissemination of scientific research documents, whether they are published or not. The documents may come from teaching and research institutions in France or abroad, or from public or private research centers.

L'archive ouverte pluridisciplinaire **HAL**, est destinée au dépôt et à la diffusion de documents scientifiques de niveau recherche, publiés ou non, émanant des établissements d'enseignement et de recherche français ou étrangers, des laboratoires publics ou privés.

Introduced and extinct: neglected archival specimens shed new light on the historical biogeography of an iconic avian species in the Mediterranean

Giovanni FORCINA,^{1,2,3}  Miguel CLAVERO,⁴  Marie MEISTER,⁵ Christina BARILARO,⁶ Monica GUERRINI⁷ and Filippo BARBANERA⁷ 

¹CIBIO, Centro de Investigação em Biodiversidade e Recursos Genéticos, InBIO Laboratório Associado, Campus de Vairão, Universidade do Porto, Vairão, Portugal, ²BIOPOLIS Program in Genomics, Biodiversity and Land Planning, CIBIO, Campus de Vairão, Vairão, Portugal, ³Universidad de Alcalá, Departamento de Ciencias de la Vida, Global Change Ecology and Evolution Research Group (GloCEE), Alcalá de Henares, Madrid, Spain, ⁴Departamento de Biología de la Conservación, Estación Biológica de Doñana EBD–CSIC, Sevilla, Spain, ⁵UMR7044 du CNRS and Musée Zoologique de Strasbourg, Strasbourg, France, ⁶Landesmuseum Natur und Mensch Oldenburg, Oldenburg, Germany and ⁷Department of Biology, University of Pisa, Pisa, Italy

Abstract

Collection specimens provide valuable and often overlooked biological material that enables addressing relevant, long-unanswered questions in conservation biology, historical biogeography, and other research fields. Here, we use preserved specimens to analyze the historical distribution of the black francolin (*Francolinus francolinus*, Phasianidae), a case that has recently aroused the interest of archeozoologists and evolutionary biologists. The black francolin currently ranges from the Eastern Mediterranean and the Middle East to the Indian subcontinent, but, at least since the Middle Ages, it also had a circum-Mediterranean distribution. The species could have persisted in Greece and the Maghreb until the 19th century, even though this possibility had been questioned due to the absence of museum specimens and scant literary evidence. Nevertheless, we identified four 200-year-old stuffed black francolins—presumably the only ones still existing—from these areas and sequenced their mitochondrial DNA control region. Based on the comparison with conspecifics ($n = 396$) spanning the entirety of the historic and current species range, we found that the new samples pertain to previously identified genetic groups from either the Near East or the Indian subcontinent. While disproving the former occurrence of an allegedly native westernmost subspecies, these results point toward the role of the Crown of Aragon in the circum-Mediterranean expansion of the black francolin, including the Maghreb and Greece. Genetic evidence hints at the long-distance transport of these birds along the Silk Road, probably to be traded in the commerce centers of the Eastern Mediterranean.

Key words: Aragonese, archival DNA, *Francolinus*, historical biogeography, Maghreb, Silk Road, Uttarakhand

Correspondence: Giovanni Forcina, Universidad de Alcalá, Departamento de Ciencias de la Vida, Global Change Ecology and Evolution Research Group (GloCEE), 28805 Alcalá de Henares, Madrid, Spain.

Email: giovanni.forcina@uah.es

Filippo Barbanera, Department of Biology, University of Pisa, Via A. Volta 4, I-56126 Pisa, Italy.

Email: filippo.barbanera@unipi.it

INTRODUCTION

Biological collections represent an invaluable source of information in a plethora of research fields, including historical biogeography and conservation biology (Holmes *et al.* 2016). Over the last few decades, museum specimens have been widely used to produce genetic data for taxa that are rare (Costa *et al.* 2017) and/or distributed across areas with difficult access (Tae-Woo & Puskás 2012; Masseti 2012; Monteiro *et al.* 2017; Guerrini *et al.* 2020). Despite the ethical issues recently raised by some authors (cf. Russo *et al.* 2017), the genetic material extracted from conserved skins and stuffed animals—often referred to as archival DNA—has been used for conservation management (for instance, to identify genetically close source populations to restore extinct ones: Haouchar *et al.* 2012) and to assess the otherwise secretive ancestral genomic makeup of intensively managed taxa prior to the onset of restocking practices (Nielsen *et al.* 1999; Ruzzante *et al.* 2001; Hauser *et al.* 2002; Barbanera *et al.* 2010, 2015). Material from historical biological collections has also been key to investigating vanishing and extinct taxa (e.g. Higuchi *et al.* 1987; Cooper & Hull 2017; Feigin *et al.* 2018) and to measure the admixture proportions between domestic species and their wild ancestors (e.g. Wu *et al.* 2020, 2023), as well as to properly assess the seldom underrated past human impact on present-day biodiversity (e.g. Meineke *et al.* 2019; Oswald *et al.* 2023). The many applications of archival DNA studies rely on the spatial and temporal biogeographic representativeness of sample collection, for which the often neglected small exhibits and private collections may become precious sources (Casas-Marce *et al.* 2012). Noteworthy, citizen science often represents a useful tool for locating such valuable specimens (European Commission 2013).

In this paper, we present the iconic case study of the black francolin (*Francolinus francolinus* Linnaeus, 1766) (Fig. 1; Figs S1,S2, Supporting Information), a medium-sized game bird that has recently aroused the interest of archeozoologists and evolutionary biologists. This taxon belongs to a radiation of five poorly known eastern Palearctic congeners whose evolutionary relationships were clarified only a decade ago (Forcina *et al.* 2012). The black francolin is the most widely distributed species of that group, currently ranging from Cyprus to the Indian subcontinent with six morphological subspecies (Forcina *et al.* 2014; McGowan & Kirwan 2015), even though mitochondrial DNA supports only three well-defined genetic groups, each one corresponding to a pair of the traditional subspecies (Forcina *et al.* 2012, 2015). Moreover, both microsatellite DNA (Forcina *et al.*




Figure 1 Black francolin museum specimens. (a) Male individual (AVE425) from Greece preserved at the State Museum Nature and Human, Oldenburg, Germany. (b) Female individual (MZS Ave01340) from Algeria preserved at Strasbourg Zoological Museum, Strasbourg, France.

2019) and vocal data (Boesman 2019) support only two groups consisting of the two westernmost and all the other four taxa, thus calling for a reappraisal of the intraspecific taxonomy, which goes beyond the purpose of the present study. The three mitochondrial DNA groups are ascribed, respectively, to the areas stretching i) from the Eastern Mediterranean across the Middle East and the Caucasus up to northern Iran; ii) from the Persian Gulf to Afghanistan and part of Pakistan (but see Forcina *et al.* 2018); and iii) from the rest of this country to Bangladesh across the Indian subcontinent (McGowan & Kirwan 2015). However, iconographic and literary evidence indicate that the black francolin had also a circum-Mediterranean distribution at least since the Middle Ages (Masetti 2009; Oriani 2014) and that it could have survived in some areas therein until the 19th century (Lilford 1862; Maluquer & Travé 1961). A study of modern samples and archival specimens unveiled the non-native status of the extinct populations from Sicily, central Italy (Tuscany), and Spain, and pointed to the Near East and the Indian subcontinent as the two sources of distinct introduction events to the Western Mediterranean (Forcina *et al.* 2015).

Here, we address the controversial historical presence of the black francolin in Northern Africa and Greece. Several authors had noted the occurrence of this species in the Maghreb (AA VV 1784; Mouton-Fontenille 1811; MacCarthy 1850; Chenu 1851; Brehm 1870; Chevreux 1891; Ogilvie-Grant 1896; Arrigoni Degli Oddi 1902), but this information was discredited by others (Arrigoni Degli Oddi 1929; Lavauden 1936). Conversely, the past occurrence of the species in Greece has never actually been called into doubt,

Table 1 List of museum specimens used in this study

Voucher, Sex	Museum, Town, Country	Collection site	Collection date
AVE425, M	State Museum Nature and Human Oldenburg (Landesmuseum Natur und Mensch Oldenburg), Oldenburg, Germany	Greece	before 1895
MZS Ave01336, M	Strasbourg Zoological Museum (Musée Zoologique de l'Université et de la Ville de Strasbourg), Strasbourg, France	Algeria	1842
MZS Ave01339, M		S Europe	1832
MZS Ave01340, F		Algeria	1842

M, males; F, female; S, southern.

but no preserved specimens had been identified prior to the present study. The black francolin had been reported from the Greek mainland (Chenu 1851; *Annales de la Société d'histoire naturelle de Toulon* 1910); from the islands of Lesbos, Samos, and Rhodes (Tournefort 1717; Brisson 1760; Mouton-Fontenille 1811; *Annales de la Société d'histoire naturelle de Toulon* 1910; Handrinos & Akriotis 1997); or from unidentified Aegean islands (Hume & Marshall 1879–1881), until the first half of the 19th century (Lilford 1862). The former occurrence of the black francolin in Crete was contentious according to Pliny the Elder (as reported in Buffon 1820), but deemed possible by more recent authors (Tristram 1884; Masseti 2009). Interestingly, since all the literature records mentioning the black francolin in the Latin world (where it is always referred to by its Greek name, *Attagen* or *Attagas*) date back to after the Roman conquest of Greece, the popularity of this bird was deemed to be part of the broader process of grecianization of Roman customs and traditions (Oriani 2014).

In this study, we identified black francolin museum specimens—presumably the only ones still available—from the Maghreb and Greece and genotyped them at a mitochondrial DNA control region fragment. Our goal is to assess the genetic affinity of the new samples, helping to better understand the nature of the historical presence of the black francolin around the Mediterranean.

MATERIALS AND METHODS

We retrieved four black francolin museum specimens sampled from the extinct populations once inhabiting Algeria ($n = 2$), Greece ($n = 1$), and one unspecified locality in southern Europe ($n = 1$) (Table 1). Total genomic DNA extraction and the amplification of a 185-bp fragment of the mitochondrial DNA control region was performed as in Forcina *et al.* (2015) in a dedicated clean room for the processing of archival samples at the Centre for Molecular Analysis (CTM) of CIBIO/InBIO (Portu-

gal). The workflow was conducted in strict conformity to ancient DNA protocols throughout all steps, including the incorporation of DNA extraction and PCR blank controls to check against possible contamination. PCR amplicons were then visualized on 3.0% agarose gels stained with GelRed and purified following a standard ExoSAP protocol (Fermentas Life Sciences, Waltham, MA, USA) prior to direct sequencing of both DNA strands (BigDye Terminator v.3.1 Cycle Sequencing Kit, ABI 3730 DNA automated sequencer, Applied Biosystems, USA) at CIBIO/InBIO. The control region fragments were aligned with ClustalX v.1.81 (Thompson *et al.* 1997) along with a number (396) of homologous sequences obtained in previous studies of authors of this research ($n = 302$) as well as of others (Kumar *et al.* 2020; Negi & Lakhera, unpublished; $n = 94$) (Supporting Information S1 and S2) to achieve a thorough coverage of the current and historical range of the species. We hence imported the generated nexus file into DnaSP v.5.10.1 (Librado & Rozas 2009) and exported it in the RDF format used for building a haplotype network with the median-joining method (Bandelt *et al.* 1999) as implemented in NETWORK v.5.0.1.1 (Fluxus Technology) by weighting uniformly mutated positions while setting the ε -tolerance parameter and the transitions/transversions ratio to 0 and 1, respectively.

RESULTS

The alignment of the (4 + 396) 400 control region sequences defined a set of 186 characters including indels and 52 variable sites. Ninety-three haplotypes were found (H1–H93; Table S1, Supporting Information).

The network supported the genetic structure already identified by previous studies (Forcina *et al.* 2012, 2015, 2018), roughly corresponding to three - arguably two - lineages (Fig. 2; see also the Bayesian tree in Forcina *et al.* 2015). One of the new samples (from Algeria), fell within the group composed by the westernmost subspecies, having the same haplotype (H11) as conspecifics

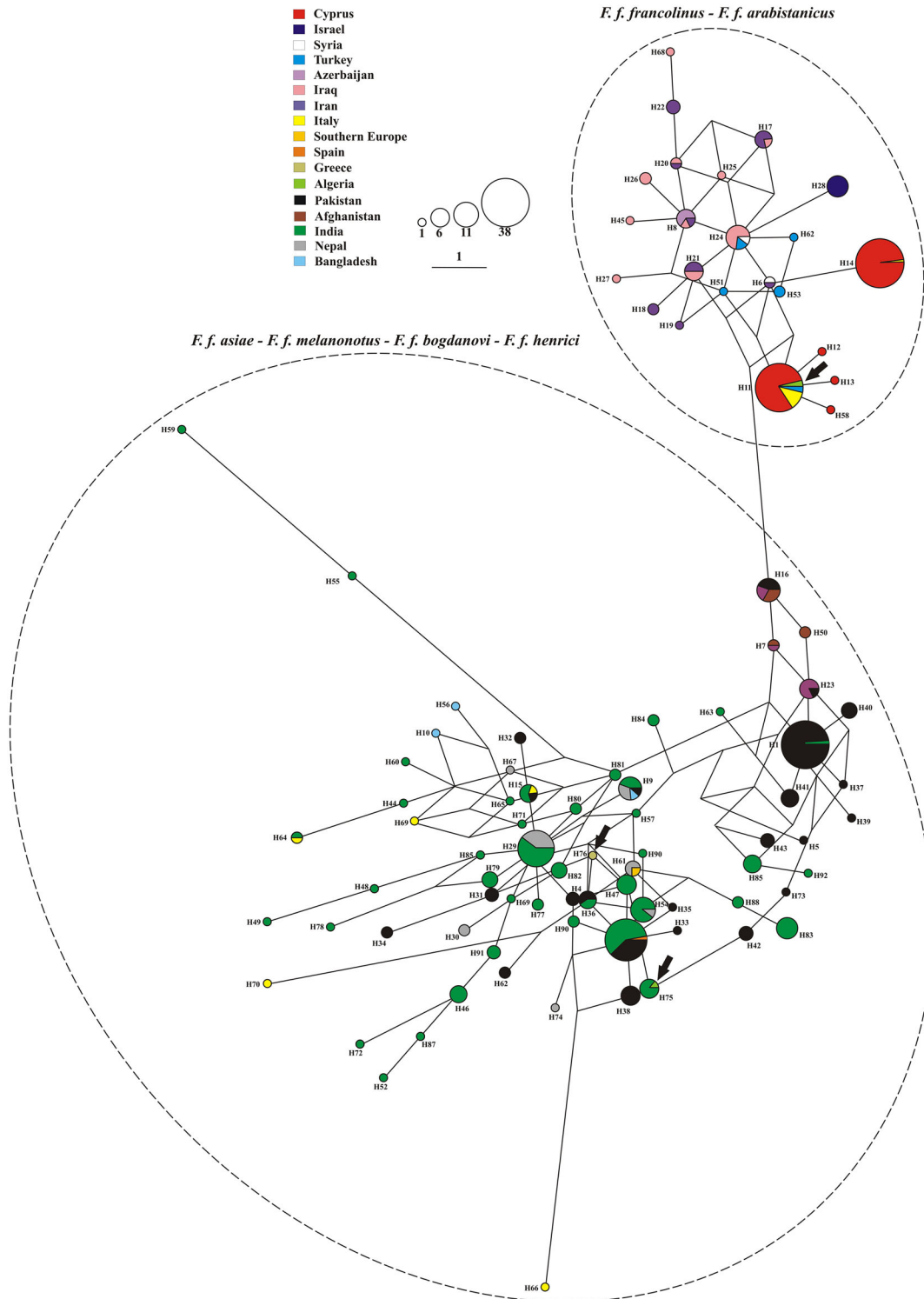


Figure 2 Median-joining network built on the basis of a 185-bp fragment of the control region. A scale to infer the number of sequences for each pie (i.e. haplotype) is provided together with a length bar to compute the number of mutational changes. The color of each country is indicated, as well as the number of each haplotype (1–93). Black arrows indicate the two samples from Algeria and the one from Greece.

from Cyprus, Turkey, and Italy (both Sicily and Tuscany). The other three samples belonged to the other group, including all the other subspecies. One Algerian sample and the Greek one had haplotypes that coincided (H75) or were close (H76) to those described from Uttarakhand (northern India). Finally, the sample from an unidentified southern European location (Table 1) yielded the same haplotype (H61) of three individuals from Nepal.

DISCUSSION

Black francolin historical biogeography: toward a far more complete picture

The interplay of sedentarity and strong habitat fidelity along with the remarkable longitudinal and latitudinal extension of its distribution make the black francolin an ideal subject to investigate the biogeography of Palearctic fauna (Forcina *et al.* 2019a). Nonetheless, key pieces to obtain a comprehensive picture of the diversification of this species are still missing. The genetic investigation of modern and historical black francolin samples added another tile in understanding the deep impacts of biological globalization in the Mediterranean region, clarifying the nonnative nature of the populations once inhabiting Italy and Spain (Forcina *et al.* 2015). The present study corroborates the role of human-mediated dispersal in relation to the historical presence of the black francolin across most of the Mediterranean regions. The newly genotyped samples fell within the previously identified mitochondrial lineages, ascribed to either the Near East or Indian subcontinent (Fig. 2). At the same time, these results—along with the absence of archeozoological records—ultimately disproved the possible persistence of an allegedly native westernmost subspecies in Greece and the Maghreb until the beginning of the 19th century, which prompts the questions of who and when had introduced the black francolin to those areas.

There is abundant literary and iconographic information on the use of the black francolin as a culinary delicacy possessing medical and aphrodisiac properties in the ancient Greek and Roman world (Thompson D'Arcy 1895; Borghini *et al.* 1983), as well as in Medieval and Renaissance Europe (Baldacci 1964; Cosman 1983; Masetti 2002, 2009; Adamson 2004), with several documents describing it as a courtly game bird kept in high regard by the ruling elites in western Europe, especially in Italy and Spain (Forcina *et al.* 2015, 2019b). For instance, when the Spanish King Philip V visited Leghorn in 1731, Gian Gastone de' Medici, the last Medicean Grand Duke of

Tuscany, paid him homage with “200 among francolins, partridges and quails,” among other things (Vivoli 1846). The presence of the black francolin in Spain is documented in at least 70 historical literary sources, including even some authored by Quevedo and Cervantes. Mentions are concentrated within or nearby the Crown of Aragon, where the black francolin was most often considered a majestic game species (Jiménez Pérez 2013) appearing in documents related to Aragonese kings Jaume I (1208–1276) (Chapman & Buck 1910) and Pere IV (1319–1387) (Maluquer & Travé 1961). Some of these documents are hunting bans mentioning monetary fines and even harsh corporal punishments for those who attempted to hunt and sell this extraordinary quarry, whose consumption was meant to be exclusive for high-borne people (as in the case of the *Compilacion de Canellas o de Huesca* from 1247 and the *Constitucions de Cathalunya* from 1456: Jiménez Pérez 2013). Other historical documents are letters explicitly revealing the intention of boosting the existing populations of this species or establishing new ones. For instance, in a letter sent to the commander of Lorquí (Murcia Province), Sancho Dávalos, in January 1454, the king of Castile Juan II asks for a dozen black francolins, six males and six females, with the obvious intent of multiplying them for consumption (Torres Fontes 1974). In the 16th century, King Felipe II bred black francolins in the royal gardens (*Sitios Reales*; see Clavero 2022) and repeatedly received bird shipments from Murcia (34 individuals from Cartagena, May 1562; AGS LEG 251:2 Fol 13) or Valencia (70 birds, January 1565; AGS LEG 252.3 Fol 86). There is also documentary evidence of the transport of the black francolin outside Iberia. A letter sent by King Pere IV of Aragon from Sicily to the governor of Mallorca in 1368 mentions the black francolin as one of the several game birds imported to the island.

The historical distribution of the black francolin across the Mediterranean strongly resembles the areas of influence of the Crown of Aragon (Fig. 3). In the late Middle Ages Aragon had become the most powerful Mediterranean thalassocracy (Abulafia 2014) controlling several commercial routes and, particularly, the connection of the Silk Road with Western Europe through Eastern Mediterranean trade centers (Coulon 2017). It seems thus plausible that the black francolin primarily and mostly expanded across the Mediterranean transported by Aragonese ships, as already pointed out by Maluquer and Travé (1961). This transport would have had its origin in the Eastern Mediterranean trade hubs and would have involved both birds native to that area as well as those brought there by the Silk Road caravans, resulting in the admixture of genetic lineages found in historical Mediterranean samples

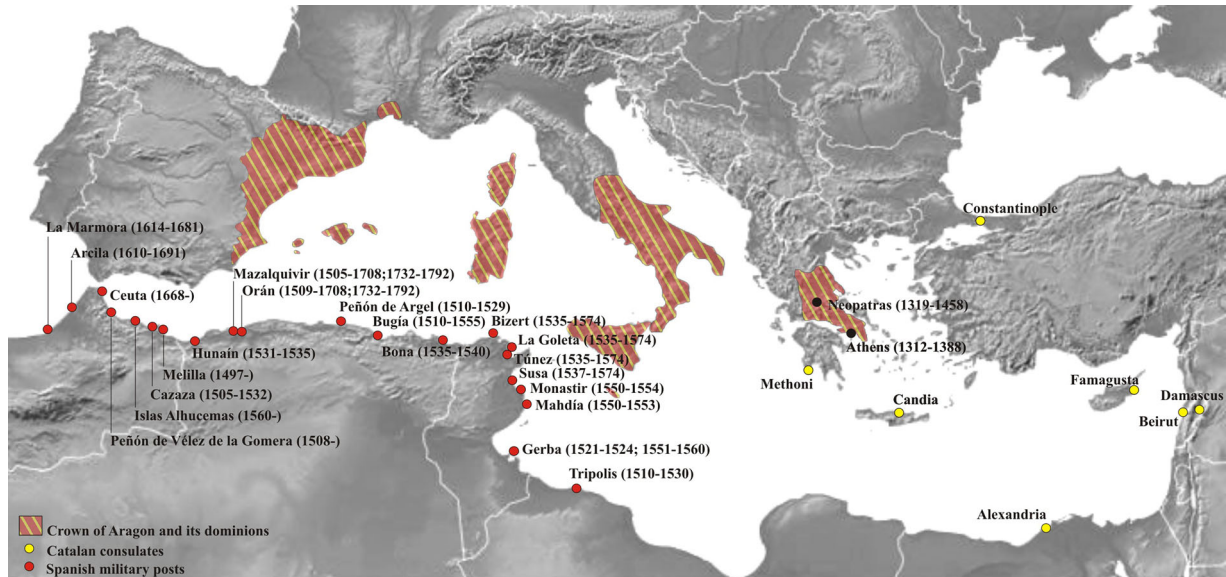


Figure 3 The Crown of Aragon and its dominions in the Mediterranean along with Catalan consulates in the Near East. Spanish military posts in the Maghreb during the 15th–17th centuries are also shown. Borders of present-day countries are shown for ease of interpretation.

characterized in this study and in previous ones (Forcina *et al.* 2015).

Portuguese fleets—which played a major role in importing exotic fauna to Europe from the late Middle Ages onward (Simões 2014, 2021)—could also have had a role in the human-mediated dispersal of the black francolin. This transport would have been associated with the Silk Route of India, a trade route connecting the Khyber Pass, at the border between Afghanistan and Pakistan, with the Indian Ocean along the Ganges River (Sarkar 1927; Wiles 1972). This area was controlled by the Portuguese, for which Calcutta and Dhaka were crucial emporia in the East (Campos 1919; Alam 2018). However, the lack of historical black francolin records in Portugal or Portuguese-dominated territories and the late establishment of this route in comparison with the appearance of the species in the Western Mediterranean suggest that the role of Portuguese fleets in the expansion of the black francolin would have been minor, if any.

The presence of the black francolin in the Maghreb might be related to the pan-Mediterranean dominant status of the Crown of Aragon. The Hispanic presence increased in the area after the conquest of the Kingdom of Granada, in 1492, when the Catholic Monarchs established a system of fortifications along the Mediterranean African coast. This ambitious project, which started with the conquest of Melilla and Orán under Ferdinand II of Aragon, was carried out forward by his successors, who

expanded the Spanish dominions eastward to Tripoli with the ultimate goal of establishing a route to the gold of Sudan and Ethiopia as well as to the spices from India and the Far East through the Red Sea (Bal 2011). Such a process reached its peak with Charles V, who presented himself as the leader and the paladin of the Catholic Christian world against the Islamic one in the framework of more than a century-long clash between the Spanish and the Ottoman empires (Arıkan 1995).

However, while the role of Spain behind the importation of exotic fauna to Europe and the Mediterranean in the Renaissance was prominent (Pérez de Tudela & Jordan-Gschwend 2007), the occurrence of black francolins of southern Asian origin in Greece is also likely associated with the Crown of Aragon, as already suggested by Maluquer and Travé (1961). In this respect, it is worth mentioning that the Almogavars—mercenary troops whose intervention was invoked by Byzantine emperor Andronikos II Palaiologos to fight the rising threat posed by the Ottomans to his dominions—ended up raiding Anatolia and Greece, where they established the Duchies of Athens and Neopatras, which remained over Aragonese rule until 1435. The lasting presence of Iberian mercenaries and their aristocratic leaders in this area might hence well account for the presence of black francolins of southern Asian origin in Greek territory. Taken together, the results of this study finally disprove the still plausible former occurrence of a native

subspecies in the westernmost portion of the black francolin range, and further confirm the role of human-mediated dispersal in relation to its historical presence in the Mediterranean.

Concluding remarks

Molecular techniques for DNA extraction and genotyping of historical material are burgeoning (Shapiro & Hofreiter 2012), and emerging next-generation sequencing (NGS) technologies allow retrieving massive amounts of genomic data from archival specimens (Woods *et al.* 2017), with modern cloning approaches even opening the possibility of species revival from extinction (Kumar 2012; Redford *et al.* 2013; Shapiro 2017). Nevertheless, short single DNA fragments amplified by Sanger sequencing can be obtained quickly and cheaply—as opposed to massive NGS data—while still delivering preliminary information, which is key to redirecting the ongoing efforts and available funds. Importantly, these time- and cost-effective exploratory analyses may unmask glaring errors about taxon identity and origin of museum specimens, which, if not readily flagged, may jeopardize the outcome of the research (Boessenkol *et al.* 2010). As a case in point, the unique archeozoological remains (i.e. a coracoid and a metatarsus dating back to the first half of the 13th century) allegedly belonging to the black francolin from the Western Mediterranean (Sarà 2005) were disproved as such, being instead assigned to the Sicilian rock partridge (*Alectoris graeca whitakeri*) based on their control region sequence (Forcina *et al.* 2015).

Our study also testifies to the importance of exploring exhaustively the available museum resources to draw reliable conclusions, which is particularly important in studies addressing the historical biogeography of a given species. Large biological collections may have multiple specimens, which nonetheless are often retrieved during the same expedition and/or from the same site(s). In this scenario, small exhibits and private collections often host unique specimens in terms of origin and time, while access to and examination of grey literature may provide key information to give value and take advantage of these resources. A paradigmatic example of the great effort needed to localize all the specimens of an extinct taxon scattered around the world is offered by the International Thylacine Specimen Database (www.naturalworlds.org/thylacine/mrp/itsd/itsd_1.htm), which is designed as a freely accessible academic tool to better the understanding of the causes underlying the extinction of the Tasmanian tiger or thylacine (*Thylacinus cynocephalus*). In the case of *F. francolinus*, we found that single biological collections may be the sole repository of specimens—

sometimes limited to a single exhibit—from a given extinct population.

Other than highlighting the importance of a thorough exploration of all the biological material associated with a given species, corroborating its taxonomic identity and origin using preliminary genetic analyses, this study shows how crucial the role played by even relatively small biological collections can be in zoological research. Indeed, by hosting specimens that are unique in terms of sampling date and locality, these collections are the last custodians of information that would otherwise be irretrievable and that, for this reason, is invaluable. What is even more interesting is that in cases like the one shown here, collection managers might even be unaware of the uniqueness attached to some of these specimens. This often applies also to private collections, including those that are hosted in convents and monasteries scattered around Europe. We call for the creation of an online public database of private collections hosting biological material for the benefit of biodiversity studies.

ACKNOWLEDGMENTS

We thank the curators of the ornithological collections, their collaborators, and related museums acknowledged by Forcina *et al.* (2015) along with the people mentioned in Forcina *et al.* (2012) for the collection of modern black francolin used for comparison in this study. Aleem Ahmed Khan (Bahauddin Zakariya University) and Imran Khaliq (Ghazi University) are acknowledged for sampling in Pakistan, while CTM technicians Susana Lopes, Patricia Ribeiro, and Sofia Mourão for their valuable assistance with Sanger sequencing and their qualified laboratory work. Finally, we are grateful to Panicos Panayides (Game and Fauna Service, Ministry of Interior, Cyprus) for the bibliographic material on the historical occurrence of the black francolin in Greece and Prof. Carlos Martínez Shaw (Real Academia de la Historia) for his assistance in finding historical evidence testifying the trade in black francolins across the Spanish Empire.

CONFLICT OF INTEREST

The authors have no competing interests to declare.

DATA AVAILABILITY STATEMENT

All data generated in this study have been reported within the main text or in the supporting information. The Control Region sequences produced in this study were

deposited in GenBank under accession numbers OR095509-OR095512.

REFERENCES

- AAVV (1784). *Encyclopédie Méthodique. Histoire naturelle. Oiseaux. Tome II*. Libraire Panckouke, Paris.
- Abulafia D (2014). Thalassocracies. In: Horden P, Kinoshita S, eds. *A Companion to Mediterranean History*. John Wiley & Sons Ltd, Chichester, UK, pp. 137–53.
- Adamson MW (2004). *Food in Medieval Times*. Greenwood Publishing Group, Westport, CT.
- Alam D (2018). The Portuguese in Dhaka. *The Daily Star* 22 Jan.
- Annales de la Société d'Histoire Naturelle de Toulon (1910). Le francolin à colliere roux. Société d'Histoire Naturelle, Toulon, pp. 59–63.
- Arrigoni degli Oddi E (1902). *Atlante Ornitologico, Uccelli Europei con Notizie d'Indole Generale e Particolare*. Hoepli, Milano.
- Arrigoni degli Oddi E (1929). *Ornitologia Italiana*. Hoepli, Milano.
- Arıkan MPT (1995). *XIV-XVI. Yüzyıllarda Türk-İspanyol İlişkileri ve Denizcilik Tarihimize İlgili İspanyol Belgeleri*. DKK Karargah Basımevi, Ankara.
- Bal F (2011). Ottoman-Spanish economic relations in the sixteenth century: Rivalry in the Mediterranean. *International Journal of Business and Social Science* 2, 296–306.
- Baldacci U (1964). *Il Francolino, Sua Reintroduzione in Europa*. Nistri-Lischi Editori, Pisa.
- Bandelt HJ, Forster P, Röhl A (1999). Median-joining networks for inferring intraspecific phylogenies. *Molecular Biology and Evolution* 16, 37–48.
- Barbanera F, Forcina G, Cappello A, Guerrini M, van Grouw H, Aebischer NJ (2015). Introductions over introductions: The genomic adulteration of an early genetically valuable alien species in the United Kingdom. *Biological Invasions* 17, 409–22.
- Barbanera F, Pergams ORW, Guerrini M, Forcina G, Panayides P, Dini F (2010). Genetic consequences of intensive management in game birds. *Biological Conservation* 143, 1259–68.
- Boesman P (2019). Black francolin has two vocal groups. *Dutch Birds* 41, 2.
- Boessenkool S, Star B, Scofield RP, Seddon PJ, Waters JM (2010). Lost in translation or deliberate falsification? Genetic analyses reveal erroneous museum data for historic penguin specimens. *Proceedings of the Royal Society B: Biological Sciences* 277, 1057–64.
- Borghini A, Giannarelli E, Marcone A, Ranucci G (1983). *Gaio Plinio Secondo. Storia Naturale, II. Antropologia e Zoologia. Libri 7–11*. Einaudi, Torino.
- Brehm AE (1870). *The Animals of the World*. AN Marquis & Co. Eds, Chicago.
- Brisson AD (1760). *Ornithologie. Tome I*. JB Bauche, Paris.
- Buffon (conte di) Leclerc GL (1820). *Storia naturale degli uccelli*. Tomo IV. Molinari, Venezia.
- Campos JJA (1919). *History of the Portuguese in Bengal Portuguese in Asia, 1498-c.1800*. Butterworth, UK.
- Casas-Marce M, Revilla R, Fernandes M, Rodríguez A, Delibes M, Godoy JA (2012). The value of hidden scientific resources: Preserved animal specimens from private collections and small museums. *BioScience* 62, 1077–82.
- Chapman A, Buck WJ (1910). *La España Inexplorada*. INCAFO, Madrid.
- Chenu M (1851). *Chasse au Chien d'Arret*. Chez Marescq et Cie, Paris.
- Chevreaux E (1891). Voyage de la goelette “Melita” aux Canaries et au Senegal, 1889–1890. *Mémoires de la Société Zoologique de France* 4, 295–301.
- Clavero M (2022). The King's aquatic desires: 16th-century fish and crayfish introductions into Spain. *Fish and Fisheries* 23, 1251–63.
- Cooper JE, Hull G (2017). *Gorilla Pathology and Health: With a Catalogue of Preserved Materials*. Academic Press, Cambridge, MA.
- Cosman MP (1983). A feast for Aesculapius: Historical diets for asthma and sexual pleasure. *Annual Review of Nutrition* 3, 1–33.
- Costa MC, Oliveira PRR, Davanco PV *et al.* (2017). Recovering the genetic identity of an extinct in-the-wild species: The puzzling case of the *Alagoas curassow*. *PLoS ONE* 12, e0169636.
- Coulon D (2017). The commercial influence of the Crown of Aragon in the Eastern Mediterranean (Thirteenth–Fifteenth Centuries). In: Sabaté F, ed. *The Crown of Aragon. A Singular Mediterranean Empire*. Brill, Leiden, pp. 279–308.
- European Commission (2013). Green paper on citizen science. Citizen science for Europe: towards a better society of empowered citizens and enhanced research. SOCIENTIZE Consortium, Zaragoza.

- Feigin CY, Newton AH, Doronina L *et al.* (2018). Genome of the Tasmanian tiger provides insights into the evolution and demography of an extinct marsupial carnivore. *Nature, Ecology & Evolution* **2**, 182–92.
- Forcina G, Guerrini M, Panicos P, Hadjigerou P, Khan AA, Barbanera F (2019). Molecular taxonomy and intra-Palaeartic boundary: New insights from the biogeography of the black francolin (*Francolinus francolinus*) by means of microsatellite DNA. *Systematics and Biodiversity* **17**, 759–72.
- Forcina G, Guerrini M, van Grouw H *et al.* (2015). Impacts of biological globalization in the Mediterranean: unveiling the deep history of human-mediated game-bird dispersal. *PNAS* **112**, 3296–301.
- Forcina G, Guerrini M, Zeder M, Barbanera F (2019). The black francolin: Assessing the origins of a prized courtly bird in an interdisciplinary manner. In: Hengerer M, Weber N, eds. *Animals and Courts. Europe, c. 1200–1800*. De Gruyter, Berlin, Boston, pp. 43–54.
- Forcina G, Panayides P, Guerrini M *et al.* (2012). Molecular evolution of the Asian francolins (*Francolinus*, Galliformes): A modern reappraisal of a classic study in speciation. *Molecular Phylogenetics and Evolution* **65**, 523–34.
- Forcina G, Panayides P, Kassinis N, Guerrini M, Barbanera F (2014). Genetic characterization of game bird island populations: The conservation of the black francolin (*Francolinus francolinus*) of Cyprus. *Journal of Natural Conservation* **22**, 15–22.
- Guerrini M, Forcina G, Chua MAH *et al.* (2020). Spatial genetic structure of smooth-coated otter (*Lutrogale perspicillata*: Carnivora: Mustelidae) as inferred from modern and archival DNA. *The Raffles Bulletin of Zoology* **68**, 719–34.
- Handrinos G, Akriotis T (1997). *The Birds of Greece*. Christopher Helm (Publishers) Ltd, London.
- Haouchar D, Haile J, Spencer PBS, Bunce M (2012). The identity of the Depuch Island rock-wallaby revealed through ancient DNA. *Australian Mammalogy* **35**, 101–6.
- Hauser L, Adcock GJ, Smith PJ, Bernal Ramírez JH, Carvalho GR (2002). Loss of microsatellite diversity and low effective population size in an overexploited population of New Zealand snapper (*Pagrus auratus*). *PNAS* **99**, 11742–47.
- Higuchi RG, Wrischnik LA, Oakes E, George M, Tong B, Wilson AC (1987). Mitochondrial DNA of the extinct quagga: relatedness and extent of postmortem change. *Journal of Molecular Evolution* **25**, 283–87.
- Holmes MW, Hammond TT, Wogan GOU *et al.* (2016). Natural history collections as windows on evolutionary processes. *Molecular Ecology* **25**, 864–81.
- Hume A, Marshall CHT (1879–1881). *The Game Birds of India, Burma and Ceylon*, vol. I. Calcutta Central Press Co, Calcutta.
- Jiménez Pérez J (2013). El curioso caso del francolín: extinguido tras 600 años de presencia en España. *Quercus* **330**, 16–23.
- Kumar A, Dewan S, Lochan R, Sharma DK (2020). Spatial genetic structure of black francolin (*Francolinus francolinus asiae*) in the North-Western Himalayan region based on mitochondrial control region. *Mitochondrial DNA Part A* **31**, 163–70.
- Kumar S (2012). Extinction need not be for ever. *Nature* **492**, 9.
- Lavauden L (1936). Les Francolins. *Alauda* **8**, 301–15.
- Librado P, Rozas J (2009). DnaSP v5: A software for comprehensive analysis of DNA polymorphism data. *Bioinformatics* **25**, 1451–52.
- Lilford Lord (Thomas Littleton Powys) (1862). On the extinction in Europe of the common francolin (*Francolinus vulgaris*, Steph.). *Ibis* **4**, 352–56.
- MacCarthy MO (1850). *Revue de l'orient et de l'Algerie, recueil consacre a la discussion des interets de tous les etats orientaux et des colonies francaises de l'Afrique, de l'Inde et de l'Océanie*. Just Rouviere, Paris. <https://books.google.it/books?id=NMtWAAAACAAJ>
- Maluquer JS, Travé EA (1961). Presencia y extinción del Francolin en la Peninsula Iberica e Islas Baleares. *Ardeola* **7**, 129–56.
- Masetti M (2002). *Uomini e (non Solo) Topi. Gli Animali Domestici e la Fauna Antropocora*. Firenze University Press, Firenze.
- Masetti M (2009). In the gardens of Norman Palermo, Sicily (twelfth century AD). *Anthropozoologica* **44**, 7–34.
- Masetti M (2012). Libyan birds. the remains of the italian ornithological collection in the Assaray Al-Hamra Museums of Tripoli, Libya. *Rivista Italiana Di Ornithologia* **81**, <https://doi.org/10.4081/rio.2011.70>
- McGowan PJK, Kirwan GM (2015). Black Francolin (*Francolinus francolinus*). In: del Hoyo J, Elliott A, Sargatal J, Christie DA, de Juana E, eds. *Handbook of the Birds of the World Alive*. Lynx Editions, Barcelona.
- Meineke EK, Davies TJ, Daru BH, Davis CC (2019). Biological collections for understanding biodiversity in the Anthropocene. *Philosophical Transactions of the Royal Society, B: Biological Sciences* **374**, 20170386.

- Monteiro M, Figueira R, Melo M *et al.* (2017). The collection of birds from Mozambique at the Instituto de Investigação Científica Tropical of the University of Lisbon (Portugal). *ZooKeys* **708**, 139–52.
- Mouton-Fontenille MJP (1811). *Traité Élémentaire d'Ornithologie. Seconde partie*. Yvernauld & Cabin, Lyon.
- Nielsen EE, Hansen MM, Loeschcke V (1999). Genetic variation in time and space: Microsatellite analysis of extinct and extant populations of Atlantic salmon. *Evolution* **53**, 261–68.
- Ogilvie-Grant WR (1896). *A Hand-Book to the Game Birds. Vol. I: Sand-Grouse, Partridges, Pheasant*. Edward Lloyd, London.
- Oriani A (2014). Dati storici sulla presenza circum-mediterranea del francolino nero *Francolinus francolinus* (Linnaeus, 1766). *Rivista Italiana di Ornitologia* **84**, 11–22.
- Oswald JA, Smith BT, Allen JM, Guralnick RP, Steadman DW, LeFebvre MJ (2023). Changes in parrot diversity after human arrival to the Caribbean. *PNAS* **120**, e2301128120. <https://doi.org/10.1073/pnas.2301128120>
- Pérez de Tudela A, Jordan-Gschwend A (2007). Renaissance menageries. Exotic animals and pets at the Habsburg Courts in Iberia and Central Europe. In: Enenkel KAE, Smith PJ, eds. *Early Modern Zoology: The Construction of Animals in Science, Literature and the Visual Arts*. Brill's Companions to European History, vol. 12. Brill, Leyde, Boston, pp. 427–55.
- Redford KH, Adams W, Mace GM (2013). Synthetic biology and conservation of nature: Wicked problems and wicked solutions. *PLoS Biology* **11**, e1001530.
- Russo D, Ancillotto L, Hughes AC, Galimberti A, Mori E (2017). Collection of voucher specimens for bat research: conservation, ethical implications, reduction, and alternatives. *Mammal Review* **47**, 237–46.
- Ruzzante DE, Taggart CT, Doyle RW, Cook D (2001). Stability in the historical pattern of genetic structure of Newfoundland cod (*Gadus morhua*) despite the catastrophic decline in population size from 1964–94. *Conservation Genetics* **2**, 257–69.
- Sarkar (1927). *The Grand Trunk Road in the Punjab: 1849–1886*. Atlantic Publishers & Distri, New Delhi.
- Sarà M (2005). Resti faunistici dal castro normanno di Calathamet (XIII sec. Sicilia nord-occidentale) [The faunal remains from the Norman castrum of Calathamet (XIII century, north-western Sicily)]. In: Fiore I, Malerba G, Chilardi S, eds. *Atti del 3° Convegno Nazionale di Archeozoologia, Siracusa 2000*. Istituto Poligrafico e Zecca dello Stato, Roma, pp. 493–99.
- Shapiro B (2017). Pathways to de-extinction: How close can we get to resurrection of an extinct species? *Functional Ecology* **31**, 996–1002.
- Shapiro B, Hofreiter M (2012). *Ancient DNA: Methods and Protocols*. Springer, New York.
- Simões CAS (2014). The symbolic importance of the “exotic” in the Portuguese court in the late middle ages. *Anales de Historia del Arte* **24**, 517–25.
- Simões CAS (2021). *Imagens de Poder: Animais exóticos na cultura de corte em Portugal no Renascimento* (PhD thesis). Universidade Nova de Lisboa. <https://run.unl.pt/handle/10362/121653>
- Tae-Woo K, Puskás G (2012). Check-list of North Korean Orthoptera based on the specimens deposited in the Hungarian Natural History Museum. *Zootaxa* **3202**, 1–27.
- Thompson D'Arcy W (1895). *A Glossary of Greek Birds*. Clarendon, Oxford.
- Thompson JD, Gibson TJ, Plewniak F, Jeanmougin F, Higgins DG (1997). The CLUSTAL_X windows interface: Flexible strategies for multiple sequence alignment aided by quality analysis tools. *Nucleic Acids Research* **25**, 4876–82.
- Torres Fontes J (1974). Ornitología medieval murciana. *Murgetana* **39**, 41–62.
- Tournefort JP (1717). *Relation d'un voyage du Levant, fait par ordre du Roy: contenant l'histoire ancienne & moderne de plusieurs isles de l'Archipel, de Constantinople, de côtes de la Mer Noire, de l'Arménie, de la Géorgie, des frontières de Perse & de l'Asie Mineure*. Anisson et Posuel, Lyon.
- Tristram HB (Henry Baker) (1884). *The Survey of Western Palestine. The Fauna and Flora of Palestine*. Committee of the Palestine Exploration Fund, London.
- Vivoli G (1846). *Annali di Livorno dalla sua Origine sino all'Anno 1840: Colle Notizie riguardanti i luoghi più Notevoli Antichi e Moderni dei suoi Contorni*, vol. 4. Tipografia Giulio Sardi, Livorno, pp. 602–4.
- Wiles J (1972). *The Grand Trunk Road: Khyber to Calcutta*. Paul Elek Books, London.
- Woods R, Marr MM, Brace S, Barnes I (2017). The small and the dead: A review of ancient DNA studies analysing micromammal species. *Genes (Basel)* **8**, 312.
- Wu MY, Forcina G, Low GWJ *et al.* (2023). Historic samples reveal erosion of wild genotype through intensification of domestic chicken introgression during the Anthropocene. *PLoS Genetics* **19**, e1010551.

Wu MY, Low GW, Forcina G *et al.* (2020). Historic and modern genomes unveil a domestic introgression gradient in a wild red junglefowl population. *Evolutionary Applications* **13**, 2300–2315.

SUPPLEMENTARY MATERIALS

Additional supporting information may be found online in the Supporting Information section at the end of the article.

Figure S1 Male black francolin museum specimen (MZS Ave01336) from Algeria preserved at Strasbourg Zoological Museum, Strasbourg, France.

Figure S2 Male black francolin museum specimen (MZS Ave01339) from southern Europe preserved at Strasbourg Zoological Museum, Strasbourg, France.

S1 Sample details relative to the complete black francolin sample size employed in this study.

S2 GenBank accession codes and bibliographic references of the samples used in this study.

Cite this article as:

Forcina G, Clavero M, Meister M, Barilaro C, Guerrini M, Barbanera F (2024). Introduced and extinct: neglected archival specimens shed new light on the historical biogeography of an iconic avian species in the Mediterranean. *Integrative Zoology* **00**, 1–11. <https://doi.org/10.1111/1749-4877.12801>